

MuleSoft.MCD-Level-1.vJan-2024.by.Utan.107q

Number: MCD-Level-1  
Passing Score: 800  
Time Limit: 120  
File Version: 31.0

Website: [www.VCEplus.io](http://www.VCEplus.io)

Twitter: [https://twitter.com/VCE\\_Plus](https://twitter.com/VCE_Plus)

**Exam Code: MCD-Level-1**

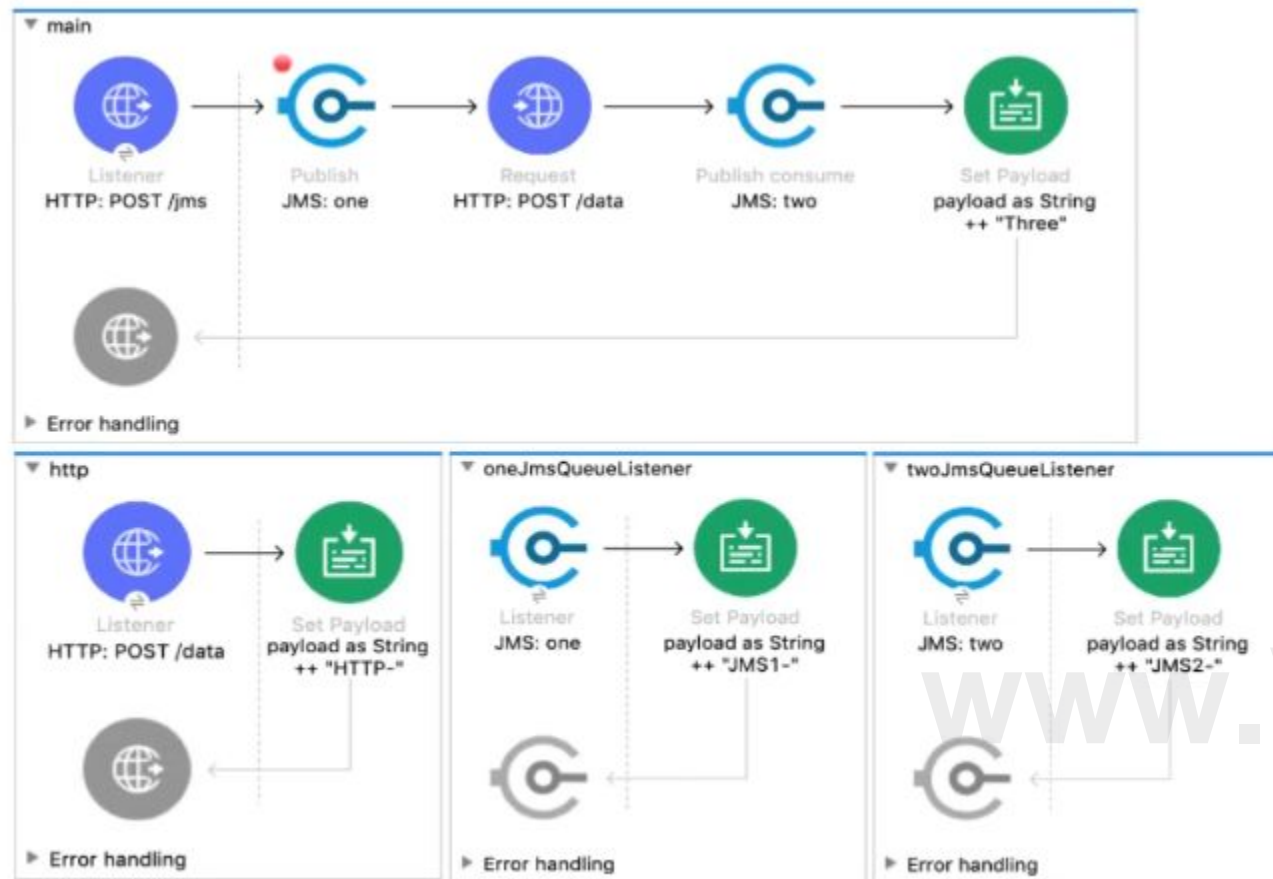
**Exam Name: MuleSoft Certified Developer - Level 1**



## Exam A

### QUESTION 1

Refer to the exhibits.



```
<flow name="main">
  <http:listener doc:name="HTTP: POST /jms" config-ref="HTTP_Listener_config" path="/jms" />
  <jms:publish doc:name="JMS: one" config-ref="JMS_Config" destination="one" >
    <jms:message outboundContentType="text/plain" />
  </jms:publish>
  <http:request method="POST" doc:name="HTTP: POST /data" url="http://localhost:8081/data"/>
  <jms:publish-consume doc:name="JMS: two" config-ref="JMS_Config" destination="two">
    <jms:message outboundContentType="text/plain" />
  </jms:publish-consume>
  <set-payload value='#[payload ++ "Three"]' doc:name='payload as String ++ "Three"' />
</flow>
```

A web client sends a POST request to the HTTP Listener with the payload 'Hello-'. What response is returned to the web client?

What response is returned to the web client?

- A. Hello- HTTP-] MS2-Three
- B. HTTP-JMS2-Three

- C. Helb-JMS1-HTTP-JMS2 -Three
- D. Hello-HTTP-Three

**Correct Answer: A**

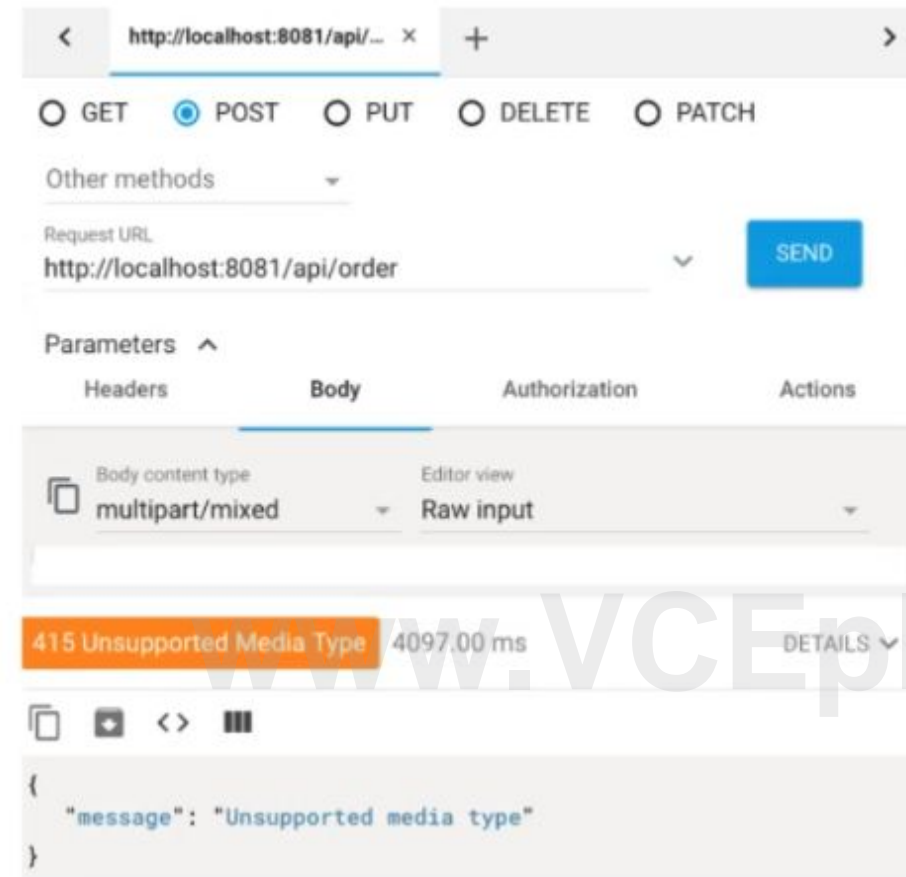
**Section:**

## QUESTION 2

Refer to the exhibits.

```
#%RAML 1.0
title: ACME Order API
version: 1.0
```

```
/order:
  post:
    body:
      application/xml:
        example: |
          <order oid="1001">
            <customerName>Annie Point
            </customerName>
            <itemName>Electric Standing Desk
            </itemName>
            <cost>300.00</cost>
          </order>
```



The web client sends a POST request to the ACME Order API with an XML payload. An error is returned. What should be changed in the request so that a success response code is returned to the web client?

- A. Set a request header with the name Content-Type to a value of applicatron/octet-stream
- B. Set a request header with the name Content-Type to a value of application/xml
- C. Set a response header with the name Content-Type to a value of applkation/xml
- D. Set a response header with the name Content-Type to a value of application/octet-stream

**Correct Answer: B**

**Section:**

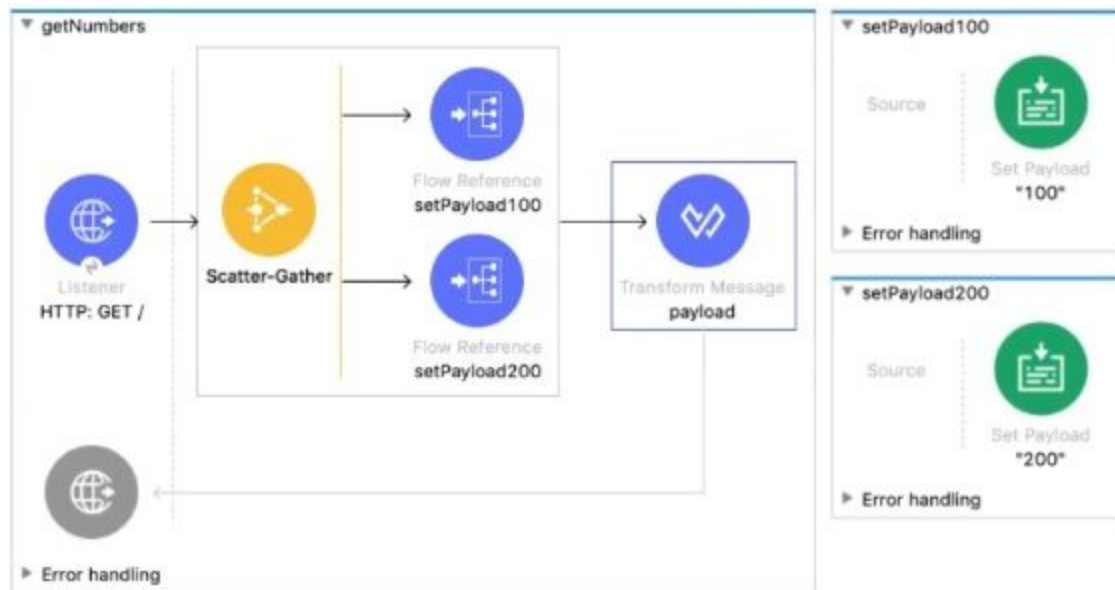
**Explanation:**

The HTTP 415 Unsupported Media Type client error response code indicates that the server refuses to accept the request because the payload format is in an unsupported format. The format problem might be due to the request's indicated Content-Type or Content-Encoding , or as a result of inspecting the data directly. As per RAML input is expected in application/xml.

Hence correct answer is Set a request header with the name Content-Type to a

## QUESTION 3

Refer to the exhibits.



```
<flow name="getNumbers" >
  <http:listener doc:name="HTTP: GET /" config-ref="HTTP_Listener_config" path="/" />
  <scatter-gather doc:name="Scatter-Gather" >
    <route >
      <flow-ref doc:name='setPayload100' name='setPayload100' />
    </route>
    <route >
      <flow-ref doc:name="setPayload200" name="setPayload200" />
    </route>
  </scatter-gather>
  <ee:transform doc:name="payload">
    <ee:message >
      <ee:set-payload ><![CDATA[%dw 2.0
        output application/json
        ---
        payload]]></ee:set-payload>
    </ee:message>
  </ee:transform>
</flow>
<flow name="setPayload100" ><set-payload value='#["100"]' doc:name="100" /></flow>
<flow name="setPayload200" ><set-payload value='#["200"]' doc:name="200" /></flow>
```

www.VCEplus.io

Each route in the Scatter-Gather sets the payload to the number shown in the label. What response is returned to a web client request to the HTTP Listener?

A)

```
[  
  {  
    "attributes": ...,  
    "payload": "100"  
  },  
  {  
    "attributes": ...,  
    "payload": "200"  
  }  
]
```

B)

```
{  
  "0": "100",  
  "1": "200"  
}
```

C)

```
["100", "200"]
```

D)

```
{  
  "0": {  
    "attributes": ...,  
    "payload": "100"  
  },  
  "1": {  
    "attributes": ...,  
    "payload": "200"  
  }  
}
```

www.VCEplus.io

- A. Option A
- B. Option B
- C. Option C
- D. Option D

**Correct Answer: D**  
**Section:**

**Explanation:**

Correct answer is as below. After all processing routes have finished execution, the Scatter-Gather component creates a new Mule event that combines all resulting Mule events from each route, and then passes the new Mule event to the next component in the flow.

```
{
'0': {
'attributes': ...,
'payload': '100'
},
'1': {
'attributes': ...,
'payload': '200'
}
}
```

Bottom of Form

**QUESTION 4**

A Utility.dwl file is located in a Mule project at src/main/resources/modules. The Utility.dwl file defines a function named pascalize that reformats strings to pascal case.

What is the correct DataWeave to call the pascalize function in a Transform Message component?

A)

```
%dw 2.0
output application/json
import modules.Utility
---
pascalize( "max mule" )
```

B)

```
%dw 2.0
output application/json
import modules::Utility
---
pascalize( "max mule" )
```

C)

```
%dw 2.0
output application/json
import modules::Utility
---
Utility::pascalize( "max mule" )
```

D)

```
%dw 2.0
output application/json
import modules.Utility
---
Utility.pascalize( "max mule" )
```

A. Option A

B. Option B

C. Option C

D. Option D

www.VCEplus.io



**Correct Answer: B**

**Section:**

#### QUESTION 5

A RAML specification is defined to manage customers with a unique identifier for each customer record. What URI does MuleSoft recommend to uniquely access the customer identified with the unique ID 1234?

- A. /customers?custid=true&custid=1234
- B. /customers/1234
- C. /customers/custid=1234
- D. /customers?operation=get&custid=1234

**Correct Answer: B**

**Section:**

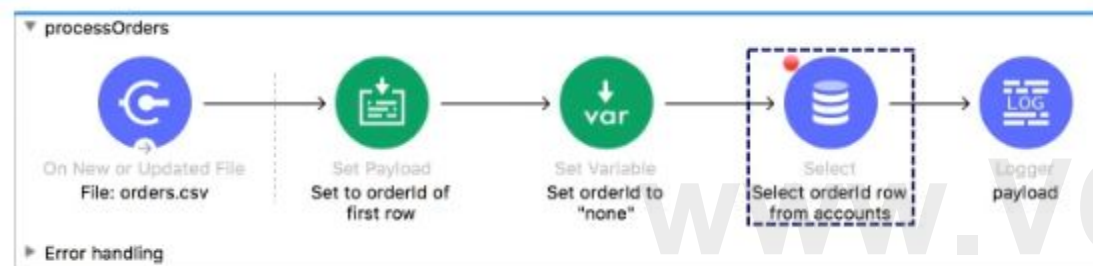
**Explanation:**

URI parameter (Path Param) is basically used to identify a specific resource or resources . For eg : the URL to get employee details on the basis of employeeID will be GET /employees/{employeeID} where employees is resource and {employeeID} is URI parameter. Hence option 1is the correct answer

#### QUESTION 6

Refer to the exhibits.

**orders.csv**  
 orderId,account  
 100, partnerA  
 101, acme.com  
 102, mybank.com  
 103, onlineSales



The orders.csv file is read, then processed to look up the orders in a database. The Mule application is debugged in Any point Studio and stops at the breakpoint. What is the payload shown in the debugger at this breakpoint?

- A. 'none'
- B. The entire CSV file
- C. The database response
- D. 100

**Correct Answer: D**

**Section:**

#### QUESTION 7

A Mule application contains a global error handler configured to catch any errors.

Where must the global error handler be specified so that the global error handler catches all errors from flows without their own error handlers?

- A. A configuration properties file
- B. Nowhere, the global error handler is automatically used
- C. A global element
- D. The pom.xml file

**Correct Answer: C**

**Section:**

**Explanation:**

Correct answer is A global element

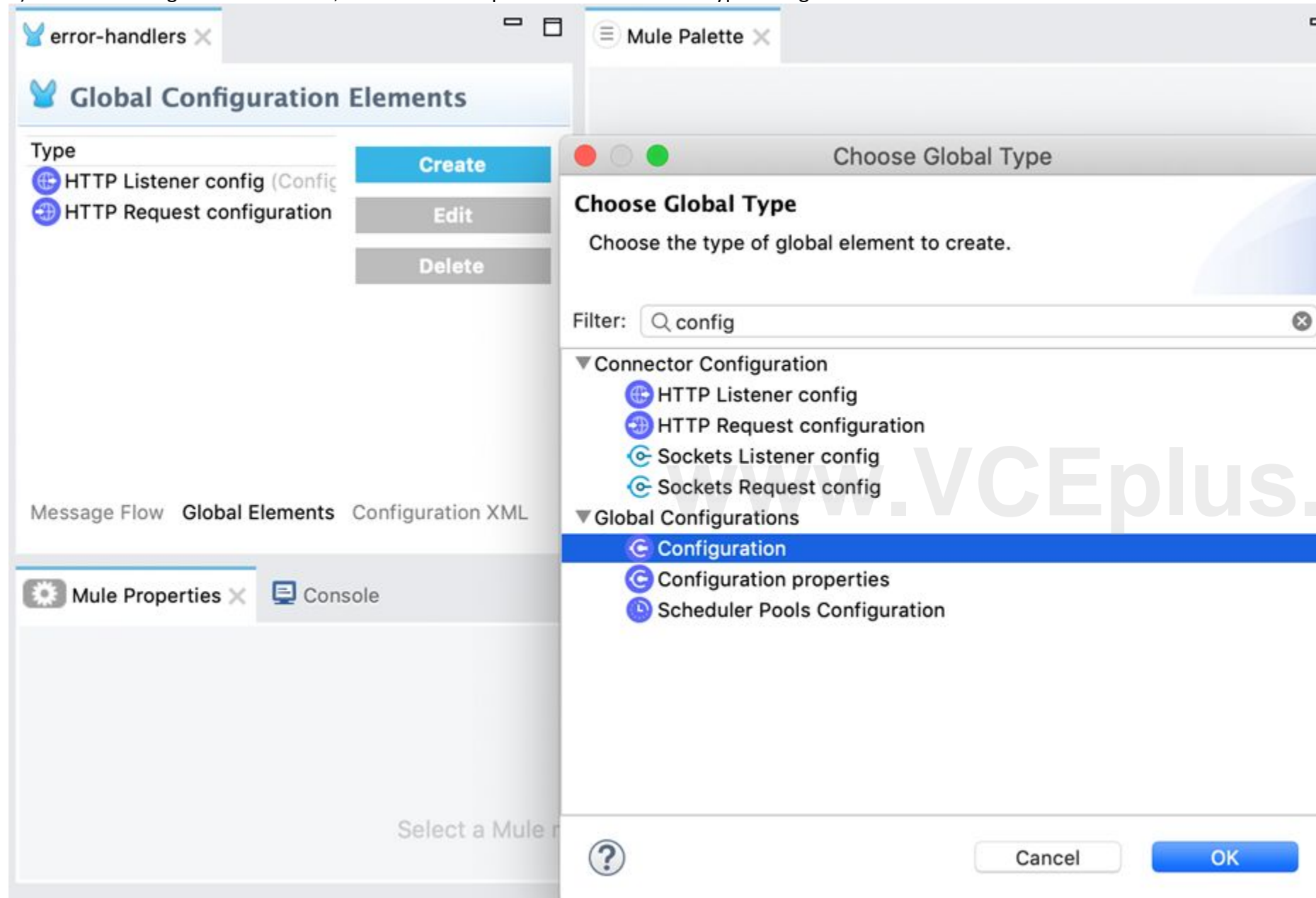
Global error handlers are to be created in global element .

Quick note to remember here is Global error handlers come in to picture only when there are no error handlers specified as flow level.

Steps to create Global error handler

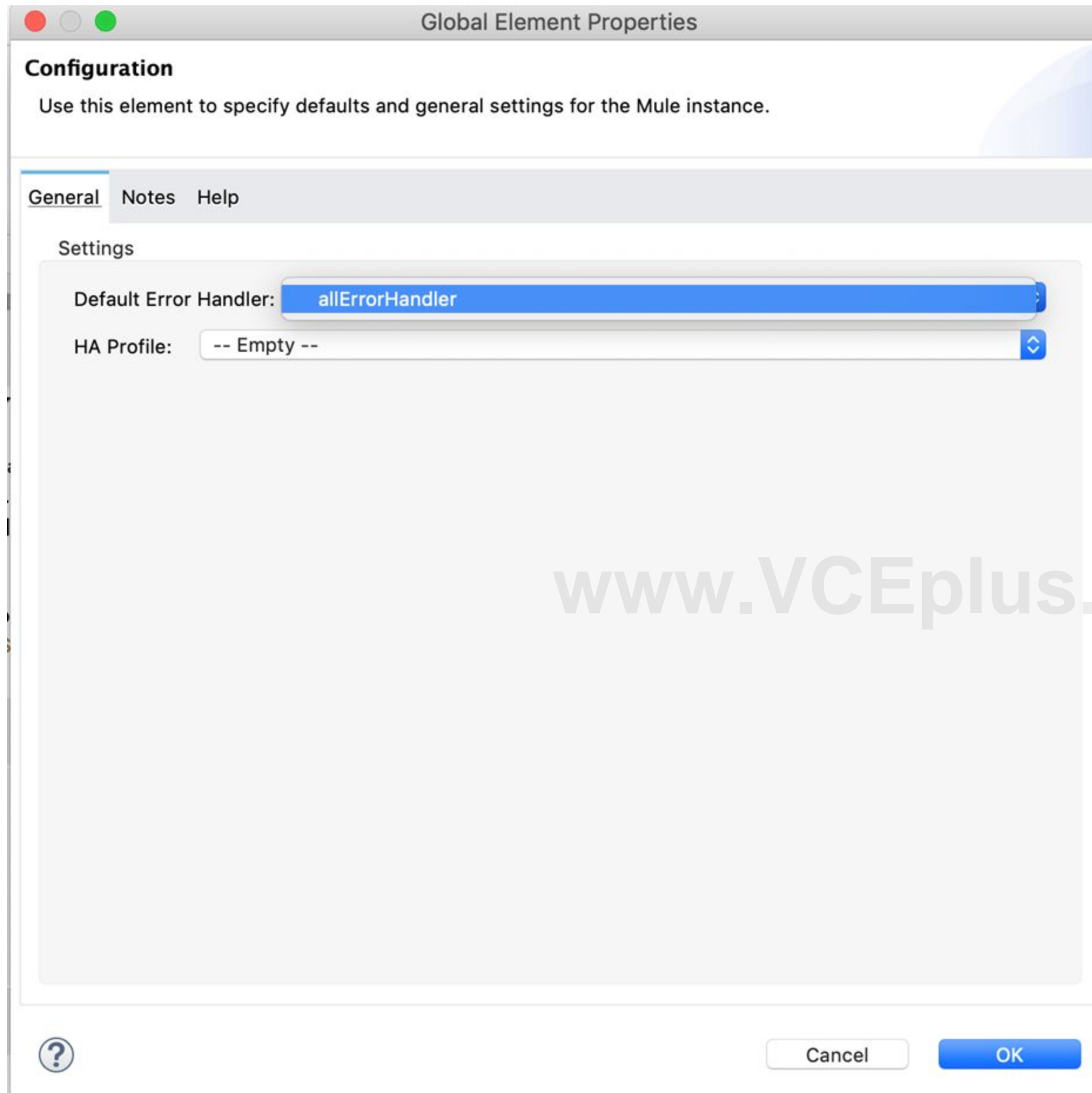
1) Click Global Elements to open Global Configuration Elements. Global Elements is located below the Studio canvas

2) In Global Configuration Elements, click Create to open the Choose Global Type dialog



3) From the dialog, select Global Configuration - Configuration, and then click OK to open the Configuration dialog.

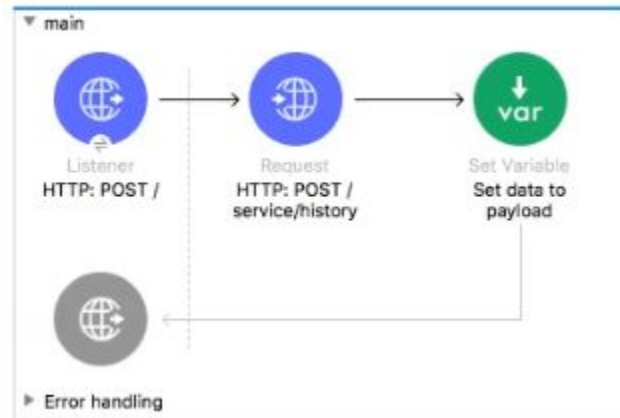




4) From the select Configuration dialog, select allErrorHandler for the Default Error Handler field, and click OK.

### QUESTION 8

Refer to the exhibit.



What can be added to the flow to persist data across different flow executions?

- A. Key/value pairs in the ObjectStore
- B. Properties of the Mule runtime flow object
- C. properties of the Mule runtime app object
- D. session variables

**Correct Answer: A**

**Section:**

**Explanation:**

An object store is a facility for storing objects in or across Mule applications. Mule runtime engine (Mule) uses object stores to persist data for eventual retrieval. Internally, Mule uses object stores in various filters, routers, and other message processors that need to store states between messages.

Object stores are available in all deployment targets. If you deploy your application to CloudHub, you can also use Object Store V2.

Correct answer is Key/value pair in Object store

MuleSoft Documentation reference : <https://docs.mulesoft.com/mule-runtime/4.3/mule-object-stores#use-cases>

### QUESTION 9

Refer to the exhibit.

```

#%RAML 1.0
title: Accounts API

/accounts:
  get:
    queryParameters:
      account_type:
        required: true
        enum:
          - "retail"
          - "commercial"
      industry:
        required: true
        enum:
          - "finance"
          - "construction"
          - "government"

```

This RAML specification includes a resource and method to retrieve accounts by account\_type and industry. What is the correct URI to get all retail finance accounts?

- A. /accounts/retail/finance
- B. /accounts?account\_type=retail&industry=finance
- C. /accounts/account\_type=retail/industry=finance
- D. /accounts?account\_type:retail&industry:finance

**Correct Answer: B**

**Section:**

**Explanation:**

Correct answer is /accounts?account\_type=retail&industry=finance

Query parameters are a defined set of parameters attached to the end of a url. They are extensions of the URL that are used to help define specific content or actions based on the data being passed. To append query params to the end of a URL, a '?' is added followed immediately by a query parameter.

To add multiple parameters, an '&' is added in between each.

www.VCEplus.io



#### QUESTION 10

A Mule application contains two HTTP Listeners, each configured for different API endpoints: `http://acme.com/apis/orders` and `http://acme.com/apis/customers`. What base path value should be set in an HTTP Listener config element so that it can be used to configure both HTTP Listeners?

- A. `/apis/`
- B. `/apis`
- C. `/apis/orders|customers`
- D. `/apis/*`

**Correct Answer: D**

**Section:**

**Explanation:**

Option D is the correct answer as `/apis/*` accepts everything starting with `/apis/`

#### QUESTION 11

A web client submits a request to `http://localhost:8081/books/0471767840`. The value `'0471767840'` is captured by a Set Variable transformer to a variable named `bookISBN`. What is the DataWeave expression to access `bookISBN` later in the flow?

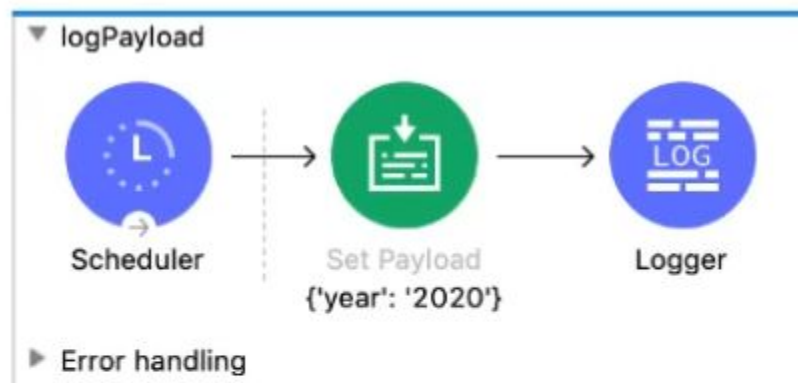
- A. `bookISBN`
- B. `attributes.bookISBN`
- C. `flowVars.bookISBN`
- D. `vars.bookISBN`

**Correct Answer: D**

**Section:**

#### QUESTION 12

Refer to the exhibits.



```
<flow name="logPayload" >
  <scheduler doc:name="Scheduler" >
    <scheduling-strategy>
      <fixed-frequency />
    </scheduling-strategy>
  </scheduler>
  <set-payload value="#[{'year': '2020'}]" doc:name="{ 'year': '2020' }" />
  <logger level="INFO" doc:name="Logger" message="???" />
</flow>
```

The Set Payload transformer's value is set to `{'year': '2020'}`.

What message value should be added to the Logger component to output the message 'The year is 2020', without hardcoding 2020?

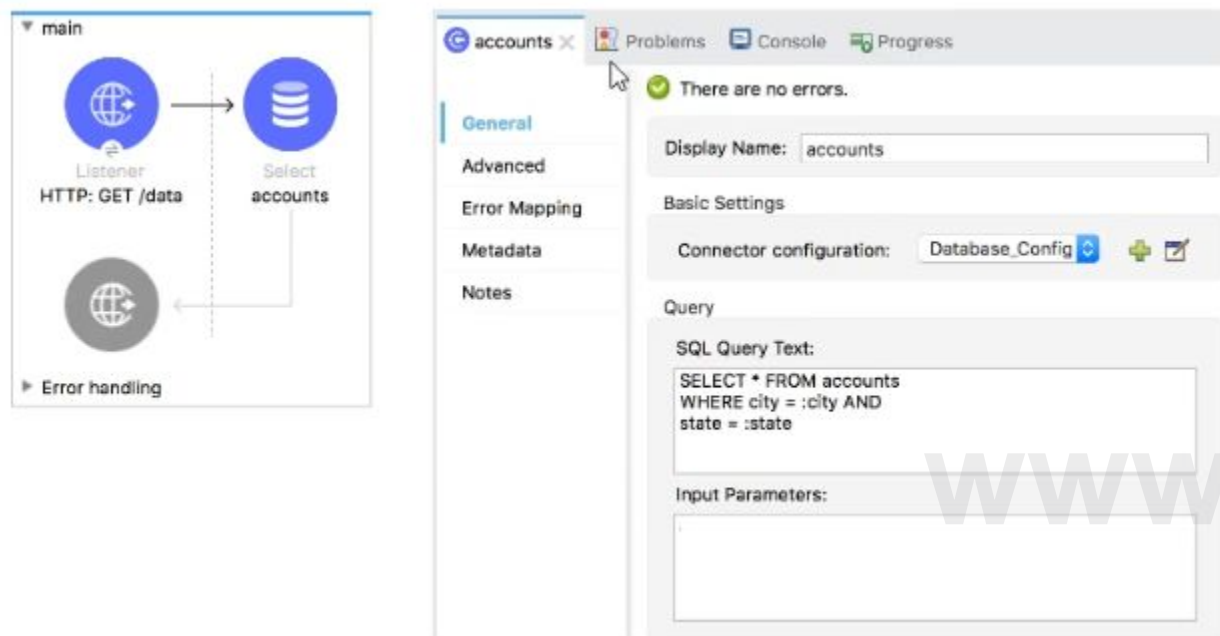
- A. '#[The year is \$(pay load .year)]\*
- B. The year is #[payload.year]'
- C. '#[The year is ' + payload.year]'
- D. #[The year is '++ payload.year].

**Correct Answer: D**

**Section:**

### QUESTION 13

Refer to the exhibit.



What expression correctly specifies input parameters to pass the city and state values to the SQL query?

- A)
 

```
#[
  {
    city: "San Francisco",
    state: "CA"
  }
]
```
- B)
 

```
#[
  [
    "San Francisco",
    "CA"
  ]
]
```

C)

```
#[
  inputParams: {
    city: "San Francisco",
    state: "CA"
  }
]
D)
#[
  inputParams: [
    "San Francisco",
    "CA"
  ]
]
```

- A. Option A
- B. Option B
- C. Option C
- D. Option D

**Correct Answer: A**

**Section:**

**Explanation:**

MuleSoft Documentation Reference : <https://docs.mulesoft.com/db-connector/1.9/database-connector-select>

#### QUESTION 14

A Mule flow has three Set Variable transformers. What global data structure can be used to access the variables?

- A. Mule event attributes
- B. Mule event message
- C. Mule application properties
- D. Mule event

**Correct Answer: D**

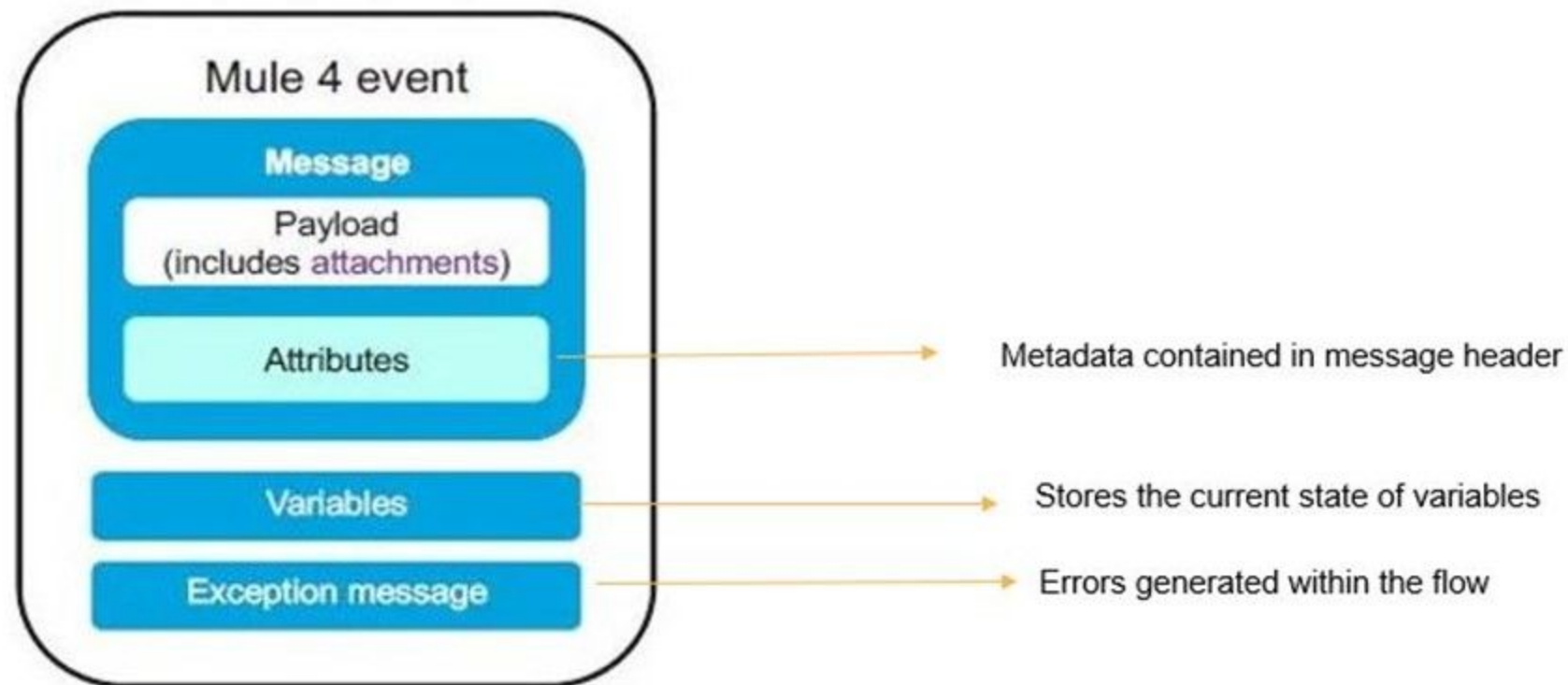
**Section:**

**Explanation:**

Mule event is correct answer. Mule event has two parts which are as follows

- 1) Message (which contains payload and attributes like headers and query/uri parameters)
- 2) Variables





#### QUESTION 15

In an application network. If the implementation but not the interface of a product API changes, what needs to be done to the other APIs that consume the product API?

- A. The applications associated with the other APIs must be restarted
- B. The applications associated with the other APIs must be recoded
- C. The other APIs must be updated to consume the updated product API
- D. Nothing needs to be changed in the other APIs or their associated applications

**Correct Answer: D**

**Section:**

**Explanation:**

Correct answer is Nothing needs to be changed in the other APIs or their associated applications

This is the benefit of having separate interface layer. As there are no changes to interface , no changes are required on the API's which consumes this API in context

#### QUESTION 16

Refer to the exhibit.



```
<flow name="validatePayload" >
  <http:listener doc:name="HTTP: GET /" config-ref="HTTP Listener config" path="/" />
  <set-payload value="Before" doc:name="Before" />
  <validation:is-null doc:name="payload" value="#[payload]" message="Validation Error"/>
  <set-payload value="After" doc:name="After" />
</flow>
```

<a target='\_blank' href='http://localhost:8081/'>What is the response to a web client request to http://localhost:8081?</a>

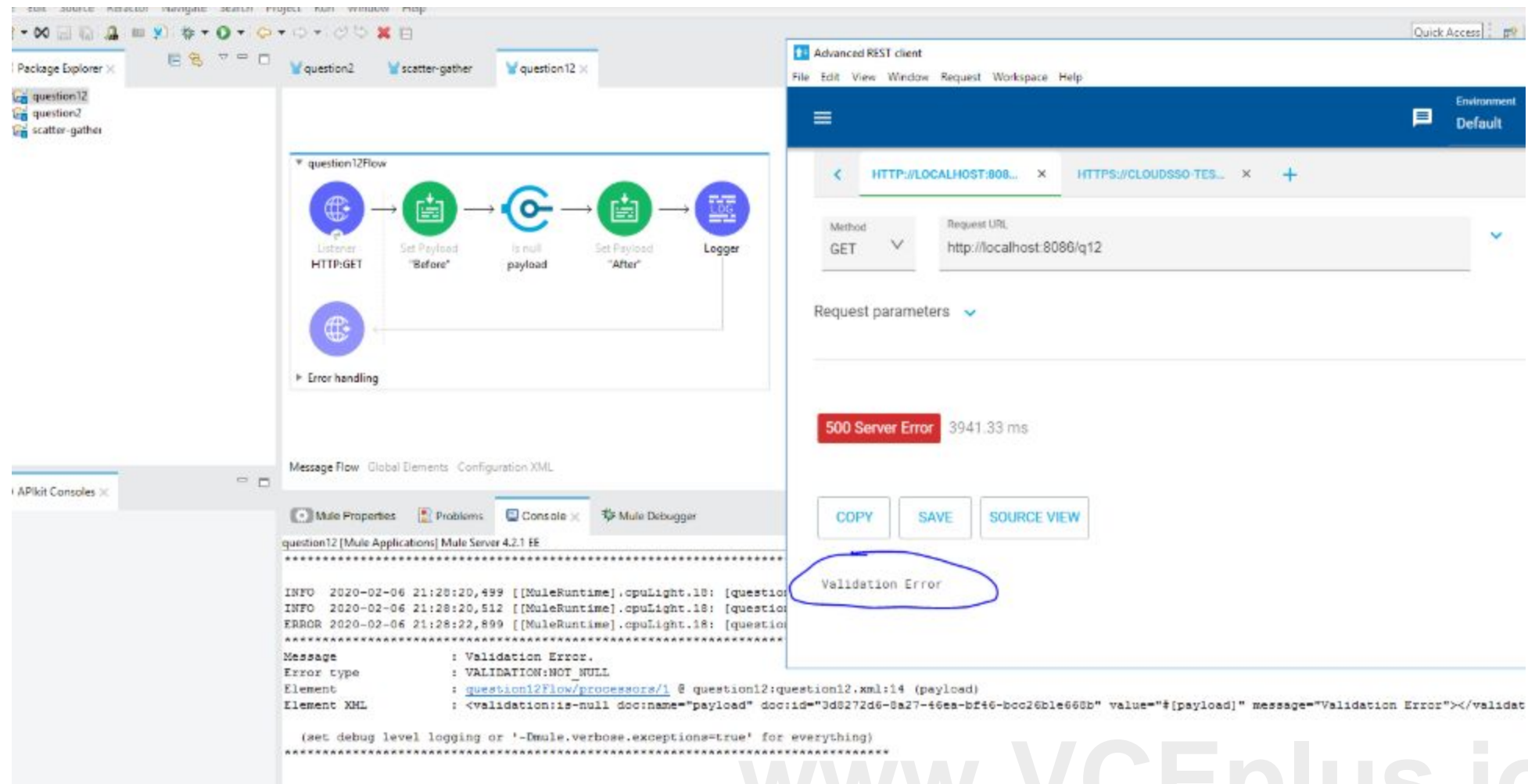
- A. After
- B. before
- C. Validation Error
- D. null

**Correct Answer: C**

**Section:**

**Explanation:**

www.VCEplus.io



The screenshot displays the MuleSoft Studio interface. On the left, the Package Explorer shows the project structure with 'question12' and 'scatter-gather'. The central canvas shows a message flow diagram for 'question12Flow' with steps: Listener (HTTP:GET), Set Payload 'Before', Is null payload, Set Payload 'After', and Logger. Below the diagram, the Console tab shows the following log output:

```

question12 [Mule Applications] Mule Server 4.2.1 EE
*****
INFO 2020-02-06 21:20:20,499 [[MuleRuntime].cpuLight.18: [question12:question12.xml:14 (payload)
INFO 2020-02-06 21:20:20,512 [[MuleRuntime].cpuLight.18: [question12:question12.xml:14 (payload)
ERROR 2020-02-06 21:28:22,899 [[MuleRuntime].cpuLight.18: [question12:question12.xml:14 (payload)
*****
Message      : Validation Error.
Error type   : VALIDATION:NOT_NULL
Element      : question12Flow/processors/1 @ question12:question12.xml:14 (payload)
Element XML  : <validation:is-null doc:name="payload" doc:id="3d8272d6-8a27-46ea-bf46-bcc26b1e660b" value="#[payload]" message="Validation Error"></validation:is-null>
*****
(set debug level logging or '-Dmule.verbose.exceptions=true' for everything)
*****

```

On the right, the Advanced REST client shows a GET request to 'http://localhost:8086/q12' resulting in a '500 Server Error' (3941.33 ms). Below the error, the 'Validation Error' message is circled in blue.

www.VCEplus.io

## QUESTION 17

Refer to the exhibits.



The two Mule configuration files belong to the same Mule project. Each HTTP Listener is configured with the same host string and the port number, path, and operation values are shown in the display names. What is the minimum number of global elements that must be defined to support all these HTTP Listeners?

- A. 1
- B. 2
- C. 3
- D. 4

**Correct Answer: C**

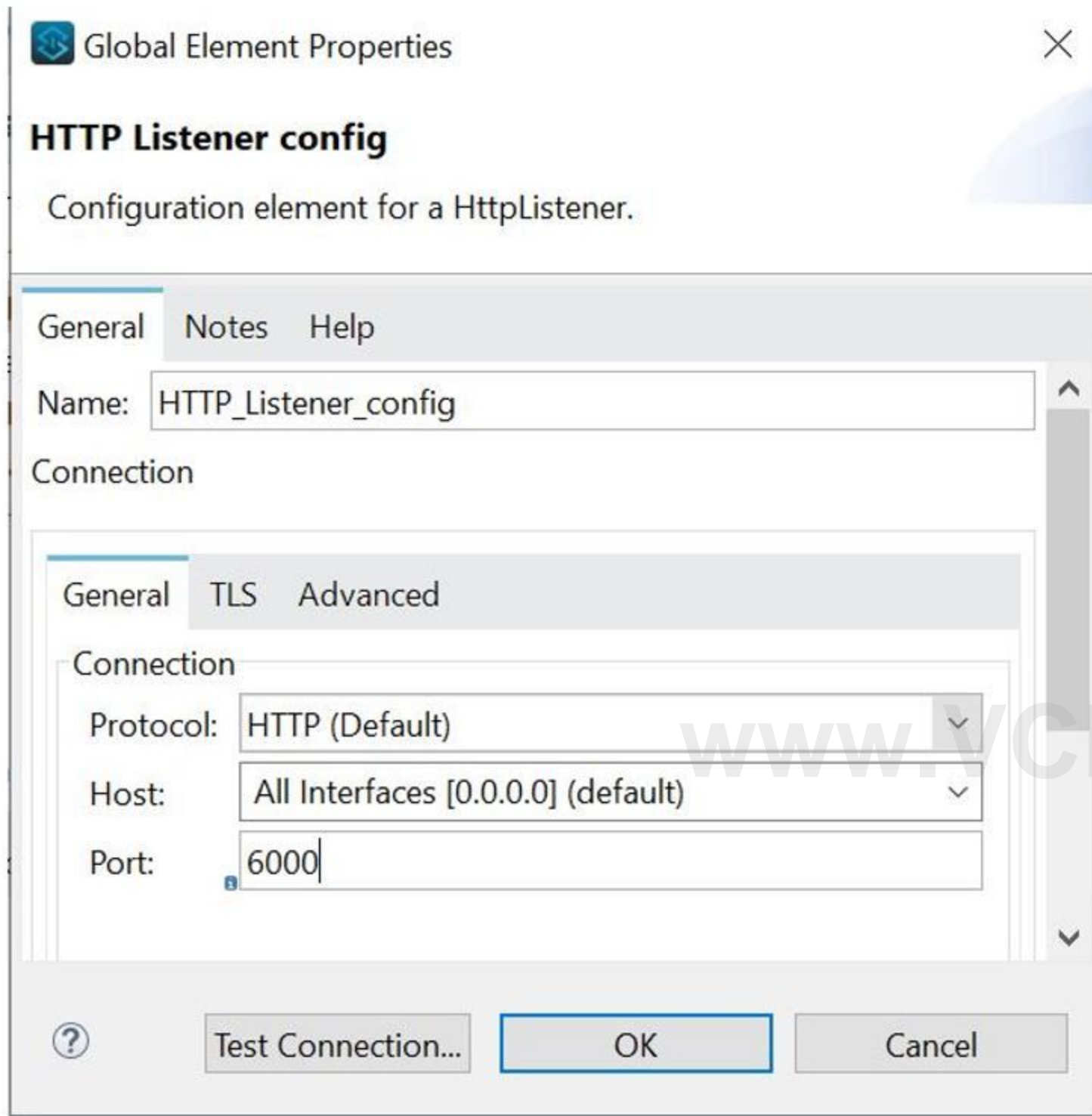
**Section:**

**Explanation:**

In this case three configurations will be required each for port 8000, 6000 and 7000.

There would be three global elements defined for HTTP connections.

Each HTTP connection will have host and port. One example shown below with host as localhost and port 6000



**Global Element Properties**

**HTTP Listener config**

Configuration element for a HttpListener.

General Notes Help

Name: HTTP\_Listener\_config

Connection

General TLS Advanced

Connection

Protocol: HTTP (Default)

Host: All Interfaces [0.0.0.0] (default)

Port: 6000

? Test Connection... OK Cancel

To use an HTTP listener, you need to declare a configuration with a corresponding connection. This declaration establishes the HTTP server that will listen to requests. Additionally, you can configure a base path that applies to all listeners using the configuration.

```
<http:listener-config name='HTTP_Listener_config' basePath='api/v1'>
```

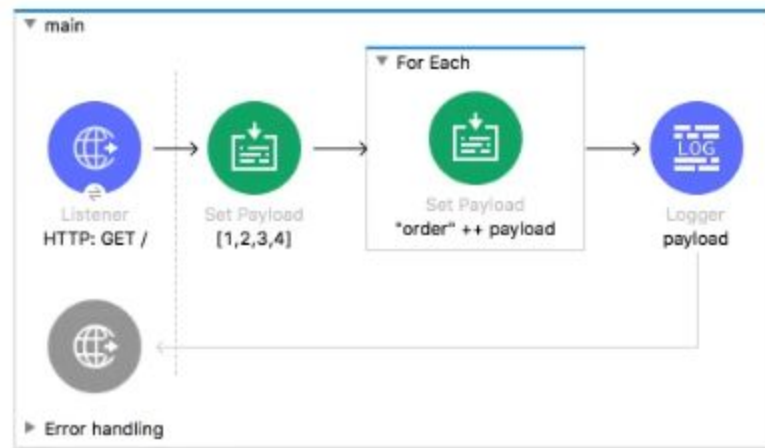
```
<http:listener-connection host='0.0.0.0' port='8081' />
```

```
</http:listener-config>
```

<https://docs.mulesoft.com/http-connector/1.6/http-listener-ref#http-listener-configuration>

#### QUESTION 18

Refer to the exhibits. What payload is logged at the end of the main flow?



```

<flow name="main" >
  <http:listener doc:name="HTTP: GET /" config-ref="HTTP Listener config" path="/" />
  <set-payload value="#[[1,2,3,4]]" doc:name="[1,2,3,4]" />
  <foreach doc:name="For Each" >
    <set-payload value="#['order' ++ payload]" doc:name="'order' ++ payload" />
  </foreach>
  <logger level="INFO" doc:name="payload" message="#[payload]" />
</flow>

```

- A. [order1, order2, order3, order4]
- B. [1, 2, 3, 4]
- C. order4
- D. order1order2order3order4

**Correct Answer: B**

**Section:**

**Explanation:**

For Each Scope

The For Each scope splits a payload into elements and processes them one by one through the components that you place in the scope. It is similar to a for-each/forloop code block in most programming languages and can process any collection, including lists and arrays. The collection can be any supported content type, such as application/json, application/java, or application/xml.

General considerations about the For Each scope:

By default, For Each tries to split the payload. If the payload is a simple Java collection, the For Each scope can split it without any configuration. The payload inside the For Each scope is each of the split elements. Attributes within the original message are ignored because they are related to the entire message.

For Each does not modify the current payload. The output payload is the same as the input.

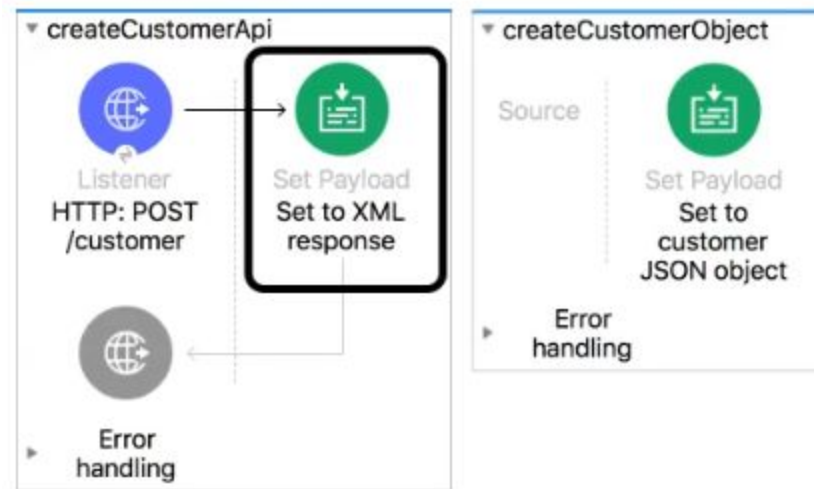
Mule Doc Reference : <https://docs.mulesoft.com/mule-runtime/4.3/for-each-scope-concept>

#### QUESTION 19

Refer to the exhibit.

www.VCEplus.io





What is the correct DataWeave expression for the Set Payload transformer to call the createCustomerObject flow with values for the first and last names of a new customer?

- A. `lookupC createCustomerObject( 'Alice', 'Green- )`
- B. `createCustomerObject( { first: 'Alice', last: 'Green' > }`
- C. `lookupf 'createCustomerObject', { first: 'Alice', last: 'Green' > }`
- D. `createCustomerObject( 'Alice', 'Green')`

**Correct Answer: C**

**Section:**

**Explanation:**

`lookup(String, Any, Number)`

This function enables you to execute a flow within a Mule app and retrieve the resulting payload.

It works in Mule apps that are running on Mule Runtime version 4.1.4 and later.

Similar to the Flow Reference component (recommended), the lookup function enables you to execute another flow within your app and to retrieve the resulting payload. It takes the flow's name and an input payload as parameters. For example, `lookup('anotherFlow', payload)` executes a flow named anotherFlow.

Correct answer is

`lookup( 'createCustomerObject', {first: 'Aice, last: 'Green'})`

MuleSoft Documentation Reference : <https://docs.mulesoft.com/mule-runtime/4.3/dw-mule-functions-lookup>

## QUESTION 20

What is the output type of the DataWeave map operator?

- A. String
- B. Array
- C. Map
- D. Object

**Correct Answer: B**

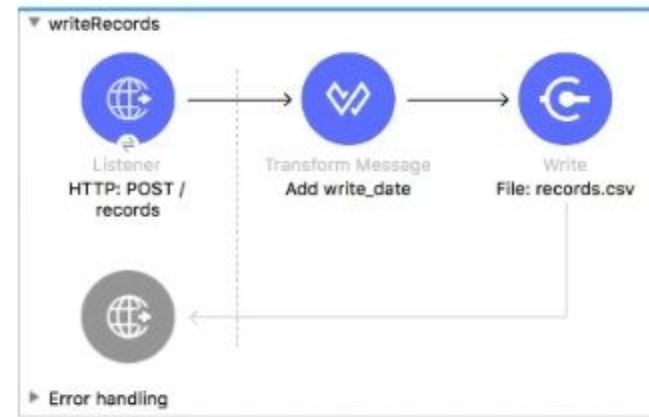
**Section:**

## QUESTION 21

Refer to the exhibits.

#### Payload

```
{
  "transaction_id": "SS-4848-44KK-4SYQ",
  "account_id": "KA-382-SKD44",
  "name": "Max Mule",
  "position": "sell"
}
```



```
<flow name="writeRecords" >
  <http:listener doc:name="HTTP: POST /records" config-ref="HTTP_Listener_config"
    path="/records" allowedMethods="POST"/>
  <ee:transform doc:name="Add write_date">
    <ee:message >
      <ee:set-payload ><![CDATA[%dw 2.0
        output application/json
        ---
        payload ++ {"write_date": now()}]]>
      </ee:set-payload>
    </ee:message>
  </ee:transform>
  <file:write doc:name="File: records.csv" path="file-store/records.csv">
    <file:content ><![CDATA[#payload]]></file:content>
  </file:write>
</flow>
```

What is written to the records.csv file when the flow executes?

- A. The JSON payload
- B. An error message
- C. Nothing
- D. The payload convert to CVS

**Correct Answer: A**

**Section:**

**Explanation:**

Transform Message Add write\_date is converting payload in JSON format and same JSON payload is available to file write processor. However, if the payload is a different format (for example, not CSV) , you can place the transformation inside the Write operation to generate content that will be written without producing a side effect on the message in transit. This is not done in this case. By default, the connector writes whatever is in the message payload. Hence JSON payload will be written to file.

#### QUESTION 22

Refer to the exhibit.

www.VCEplus.io

```

#%RAML 1.0
title: ACME Airlines
version: 1.0

```

```

/ flights:
  get:
    responses:
      200:
      404:

  / airline:
    get:
      queryParameters:
        code: string
      responses:
        200:
        404:

/accounts:
  get:
    responses:
      200:
      404:
  post:
    responses:
      201:

```

How many private flows does APIKIT generate from the RAML specification?

- A. 1
- B. 2
- C. 3
- D. 4

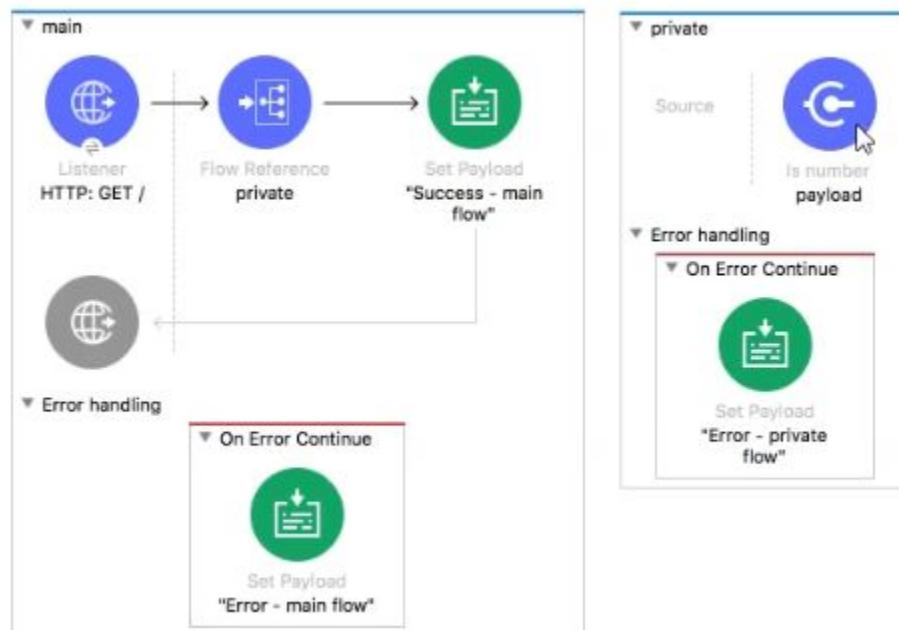
www.VCEplus.io

**Correct Answer: D**

**Section:**

### QUESTION 23

Refer to the exhibits.



The Validation component in the private flow throws an error. What response message is returned to a client request to the main flow's HTTP Listener?

- A. Error - private flow
- B. Error - main flow
- C. Success - main flow
- D. Validation Error

**Correct Answer: B**

**Section:**

**Explanation:**

Error in validation component will get processed by Processor level On Error Propagate block and then error will be rethrown which will get processed by flow level error handler which will set payload to 'Error- main flow'.

Hence correct answer is Error - main flow

1) Request is received by HTTP listener

2) Try scope gets executed

3) The validator component in the Try scope creates an Error Object because the payload is not null.

4) The On Error Propagate handles the error. The payload is set to "Error -- Try scope"

6) "Error -- Try scope" is returned to the 'On Error Continue' block. Main flow execution stops. Payload is set to 'Error - main flow'

7) "Error - main flow" is returned to the requestor in the body of the HTTP request. HTTP Status Code: 200

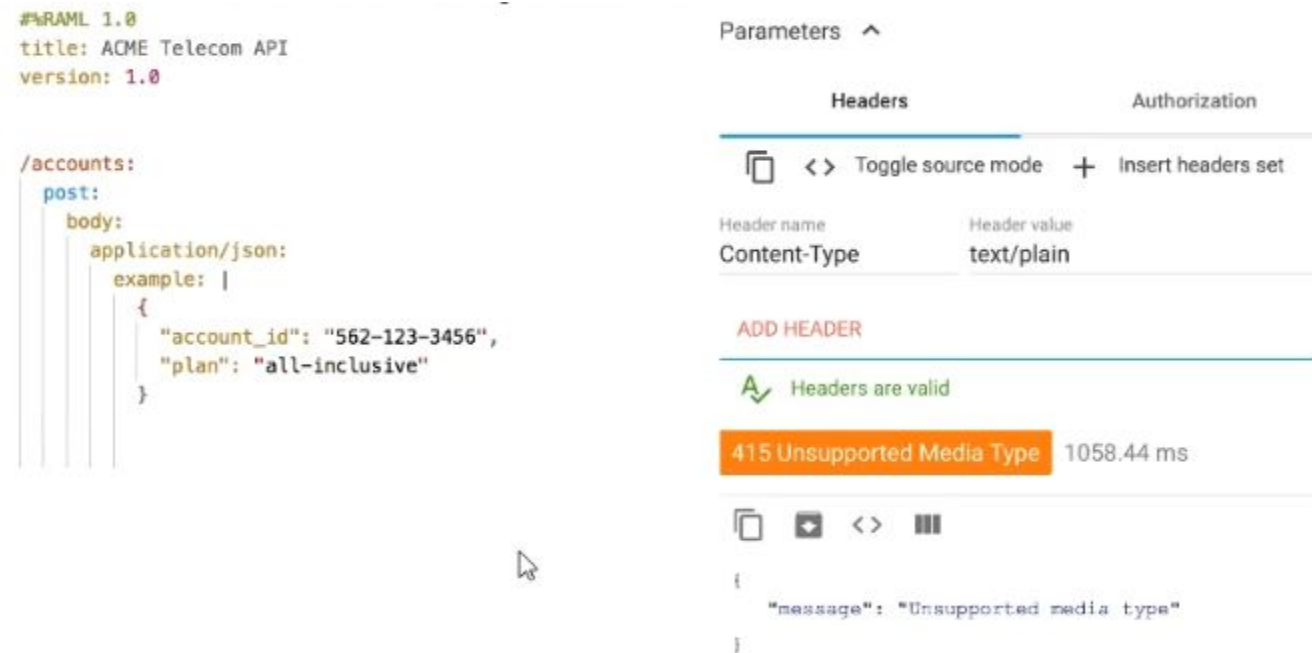
Reference Diagram though not exactly same, conditions are similar. They will help you answer any new question on error handling in real exam:



<https://docs.mulesoft.com/mule-runtime/4.3/on-error-scope-concept#on-error-continue>

#### QUESTION 24

Refer to the exhibit.



The screenshot shows a REST client interface. On the left, a RAML snippet defines a POST endpoint for /accounts with a JSON body. The body example shows an account ID and a plan. On the right, the 'Parameters' tab is active, showing a single header: 'Content-Type' with the value 'text/plain'. Below the header list, a green message says 'Headers are valid'. An orange error banner displays '415 Unsupported Media Type' with a response time of 1058.44 ms. The response body shows a JSON message: {'message': 'Unsupported media type'}.

What should be changed to fix the 415 error?

- A. set the response Content-Type header to text/plain
- B. set the response Content-Type header to application/json
- C. Set the request Content-Type header to application/] son
- D. set the request Content-Type header to text/plain

**Correct Answer: C**

**Section:**

**Explanation:**

The HTTP 415 Unsupported Media Type client error response code indicates that the server refuses to accept the request because the payload format is in an unsupported format. The format problem might be due to the request's indicated Content-Type or Content-Encoding , or as a result of inspecting the data directly. In this case as per RAML specification data is expected in application/json and in request Content-Type is set as 'text/plain' which is incorrect. Hence solution is set the request Content-Type header to application/json

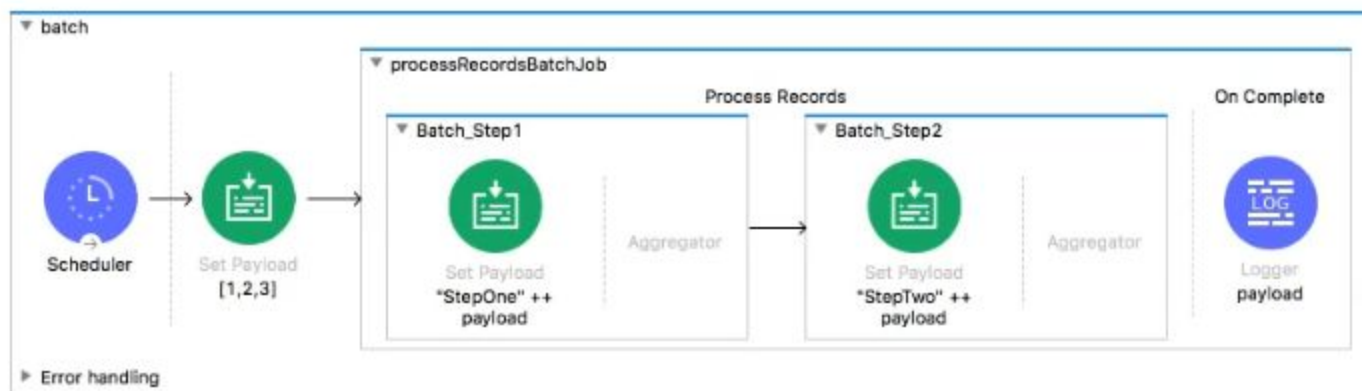
<https://developer.mozilla.org/en-US/docs/Web/HTTP/Status/415>



The screenshot shows a web browser displaying an HTTP 415 - Unsupported Media Type error. The error message is 'HTTP Status 415 - Unsupported Media Type'. Below the message, it says 'type Status report', 'message Unsupported Media Type', and 'description The server refused this request because the request entity is in a format not supported by the requested resource for the requested method.' The footer of the error page says 'Apache Tomcat/7.0.59'.

#### QUESTION 25

Refer to the exhibit.



What is the output payload in the On Complete phase

- A. summary statistics with NO record data
- B. The records processed by the last batch step: [StepTwo1, StepTwo2, StepTwo3]
- C. The records processed by all batch steps: [StepTwostepOne1, stepTwostepOne2, StepTwoStepOne3]
- D. The original payload: [1,2,31]

**Correct Answer: A**

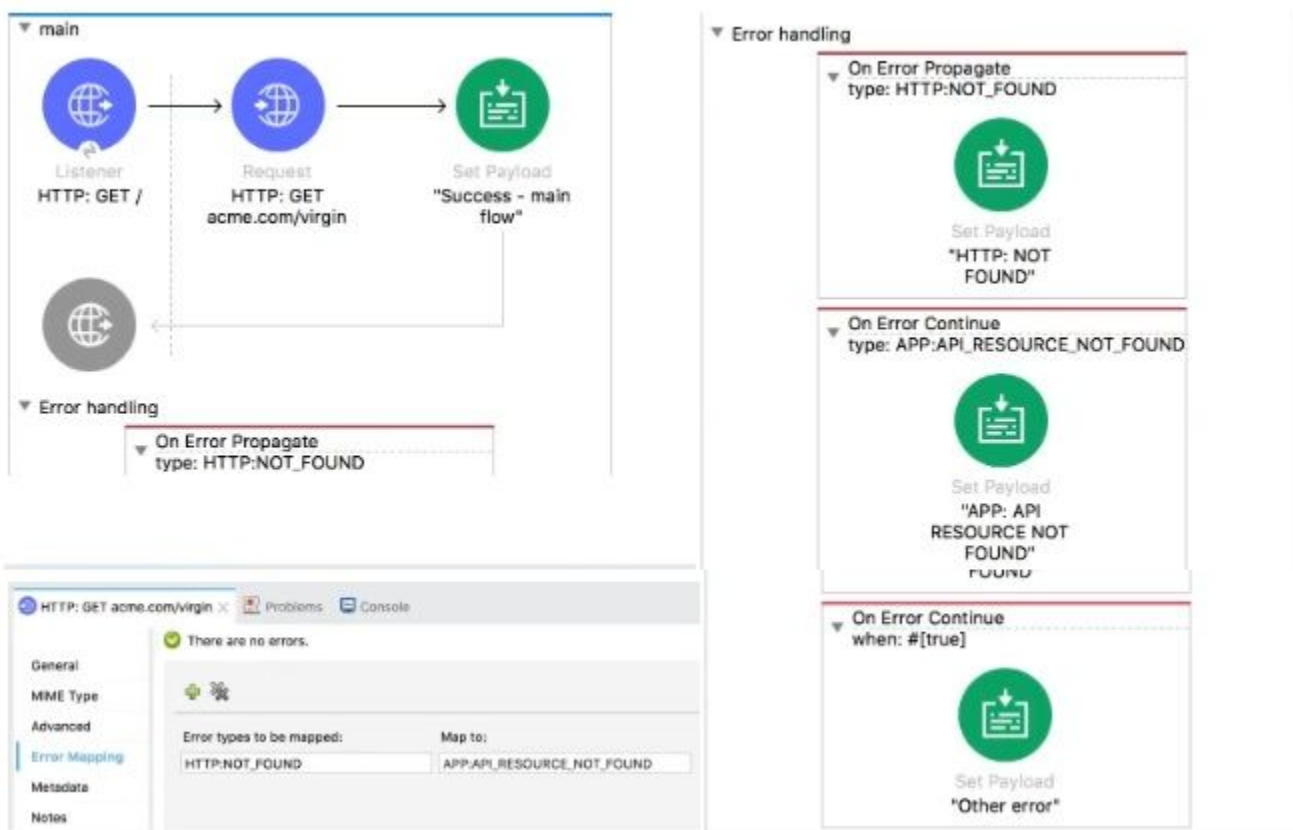
**Section:**

**Explanation:**

This is a trick question. On complete phase payload consists of summary of records processed which gives insight on which records failed or passed. Hence option 4 is correct answer  
MuleSoft Documentation Reference : <https://docs.mulesoft.com/mule-runtime/4.3/batch-processing-concept#on-complete>

## QUESTION 26

Refer to the exhibit.





```
<http:listener-config name="HTTP_Listener_config" doc:name="HTTP Listener config">
  <http:listener-connection host="0.0.0.0" port="8081" />
</http:listener-config>

<flow name="main">
  <http:listener doc:name="HTTP: GET /" config-ref="HTTP_Listener_config" path="/" />
  <http:request method="GET" doc:name="HTTP: GET acme.com/virgin" url="http://acme.com/virgin" >
    <error-mapping sourceType="HTTP:NOT_FOUND" targetType="APP:API_RESOURCE_NOT_FOUND" />
  </http:request>
</flow>
```

The main flow is configured with their error handlers. A web client submit a request to the HTTP Listener and the HTTP Request throws an HTTP:NOT\_FOUND error.  
What response message is returned?"  
What response message is returned?

- A. APP: API RESOURCE NOT FOUND
- B. HTTP: NOT FOUND
- C. other error
- D. success - main flow

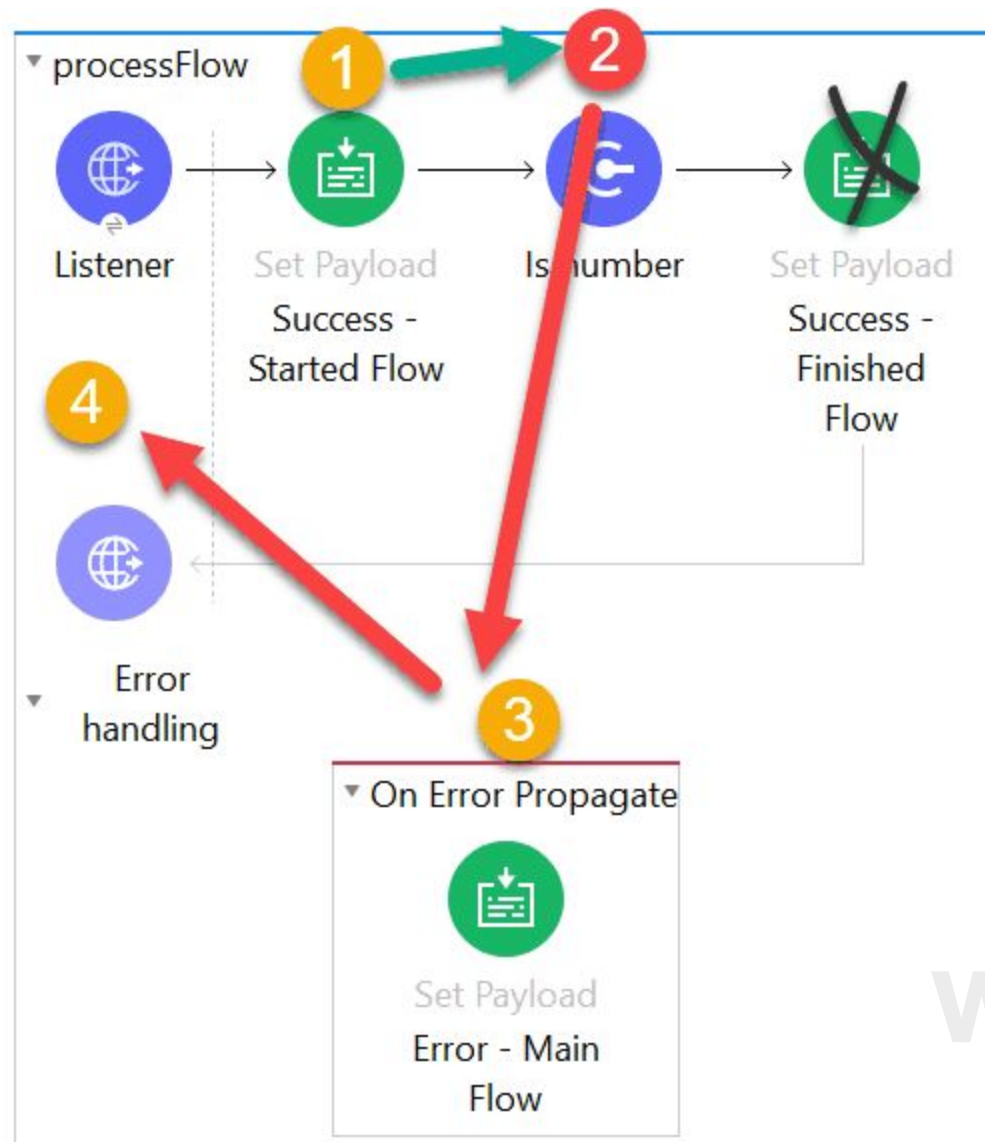
**Correct Answer: A**

**Section:**

**Explanation:**

Correct answer is APP: API RESOURCE NOT FOUND

- 
- 1) A web client submits the request to the HTTP Listener.
  - 2) The HTTP Request throws an 'HTTP:NOT\_FOUND' error, execution halts.
  - 3) The On Error Propagate error Handler handles the error. In this case ,HTTP:NOT\_FOUND error is mapped to custom error APP:API\_RESOURCE\_NOT\_FOUND. This error processor sets payload to APP:API\_RESOURCE\_NOT\_FOUND.
  - 4) "APP:API\_RESOURCE\_NOT\_FOUND. " is the error message returned to the requestor in the body of the HTTP request with HTTP Status Code: 500
- Reference Diagram:



www.VCEplus.io

#### QUESTION 27

What is the correct syntax for a Logger component to output a message with the contents of a JSON Object payload?

- A. The payload is: \$(payload)
- B. #['The payload is: ' ++ payload]
- C. The payload is: #[payload]
- D. #['The payload is: ' + payload]

**Correct Answer: B**

**Section:**

**Explanation:**

Option 3 is the only correct answer as it concatenates payload with String.

Below option won't work.

#['The payload is: ' ++ payload]

Concatenation function expects both arguments to be string. As the question says payload is json object, this will throw error while running it. You can try this in Anypoint Studio and you will get the same result which I mentioned.

hence correct answer is

The payload is: #[payload]

## QUESTION 28

What path setting is required for an HTTP Listener endpoint to route all requests to an APIkit router?

- A. /(\*)
- B. /
- C. /()
- D. "/\*"

**Correct Answer: D**

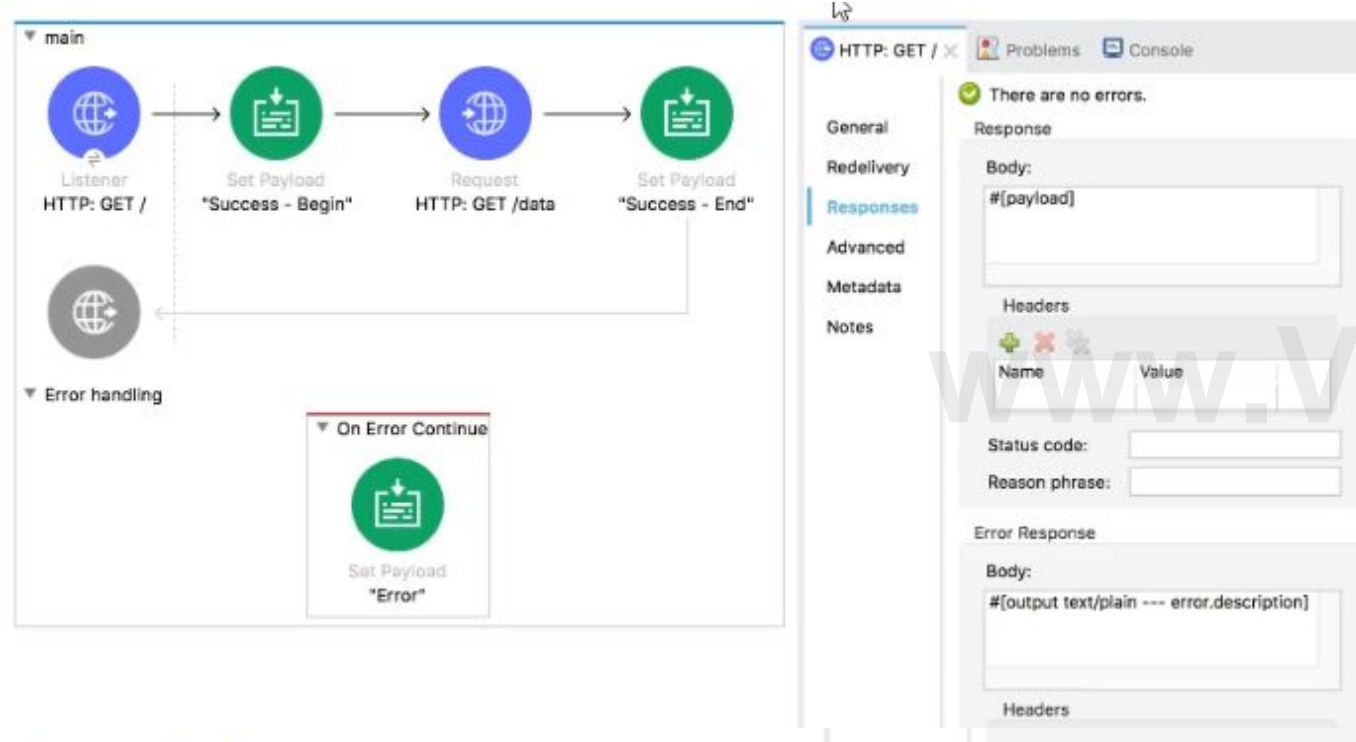
**Section:**

**Explanation:**

Option1 is correct syntax to configure HTTP Listener endpoint

## QUESTION 29

Refer to the exhibits.



```
<flow name="main">
  <http:listener doc:name="HTTP: GET /" config-ref="HTTP_listener_config" path="/" />
  <set-payload value="Success - Begin" doc:name="Success - Begin" />
  <http:request method="GET" doc:name="HTTP: GET /data" url="http://mu.learn.mulesoft.com/data"/>
  <set-payload value="Success - End mainFlow" doc:name="Success - End" />
  <error-handler>
    <on-error-continue enableNotifications="true" logException="true" doc:name="On Error Continue">
      <set-payload value="Error" doc:name="Error" />
    </on-error-continue>
  </error-handler>
</flow>
```

A web client submits a request to the HTTP Listener and the HTTP Request throws an error.

What payload and status code are returned to the web client?

Refer to the exhibits. A web client submits a request to the HTTP Listener and the HTTP Request throws an error.

What payload and status code are returned to the web client?

- A. Response body: 'Error' Default response status code: 200
- B. Response body: 'Success - Begin\*' Default response status code: 200

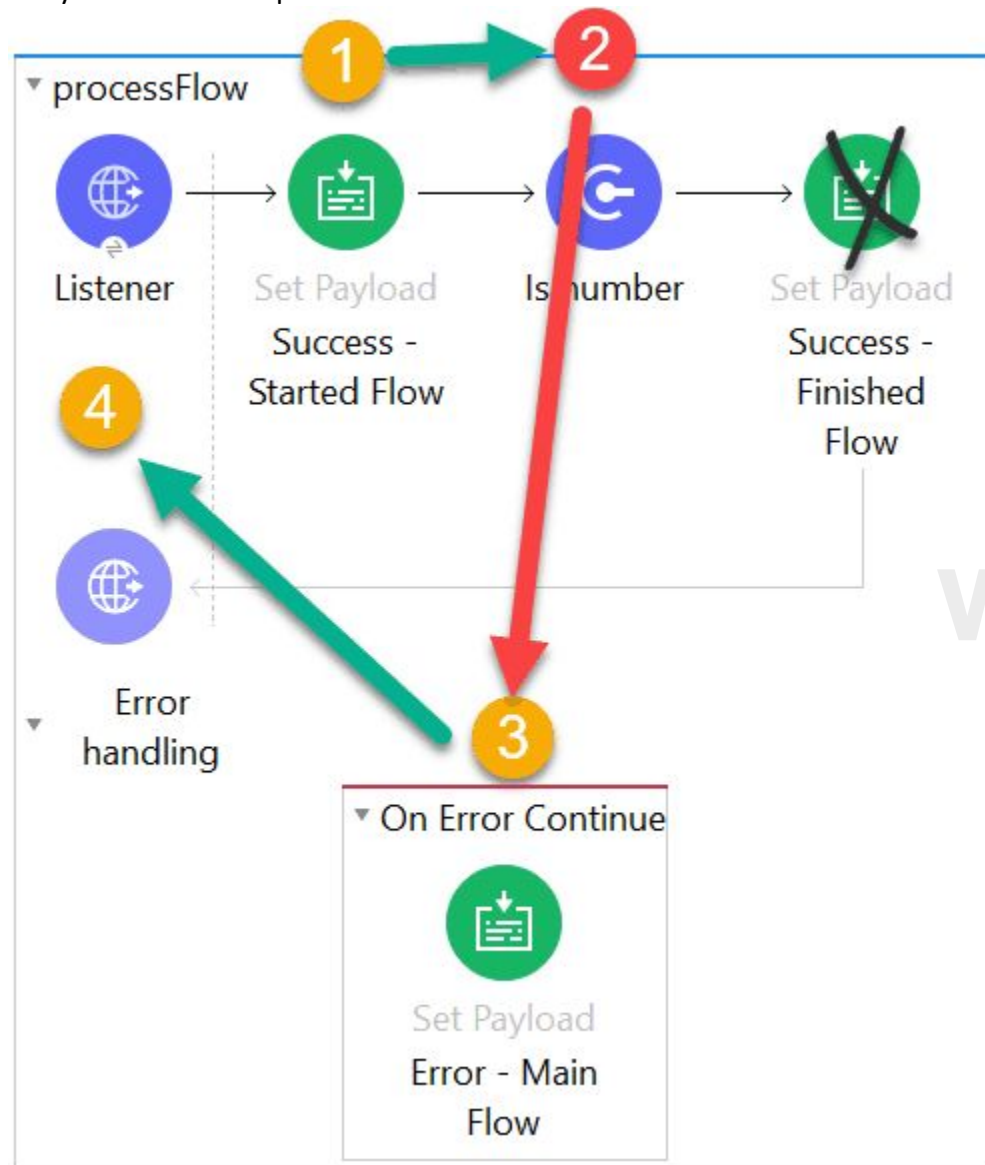
- C. Error response body: error, description Default error response status code: 500  
D. Response body: 'Success - End' Default response status code: 200

**Correct Answer: A**

**Section:**

**Explanation:**

Answer:: Response body: 'Error' Default response status code: 200.-----1) Payload is successfully set to "Success -- Started Flow"2) When HTTP Request throws an error, execution halts#[error.description] = "ABC"#[error.errorType] = 'XYZ'3) The On Error Continue scope handles the error. When On Error Continue scope is invoked, all the processors in error block are executed and success response is sent back to the client with payload which is set in error flow. In this case payload is set to 'Error' value in error block.4) "Error" is returned to the requestor in the body of the HTTP request with HTTP Status Code: 200 as On error continue always sends success error code.Reference Diagram:



### QUESTION 30

An app team is developing a mobile banking app. It took them two months to create their own APIs to access transaction information from a central database. The app team later found out that another team had already built an API that accesses the transaction information they need.

According to MuleSoft, what organization structure could have saved the app team two months of development time?

- A. Center of Excellence  
B. Center for Enablement  
C. MuleSoft Support Center

## D. Central API Review Board

**Correct Answer: B**

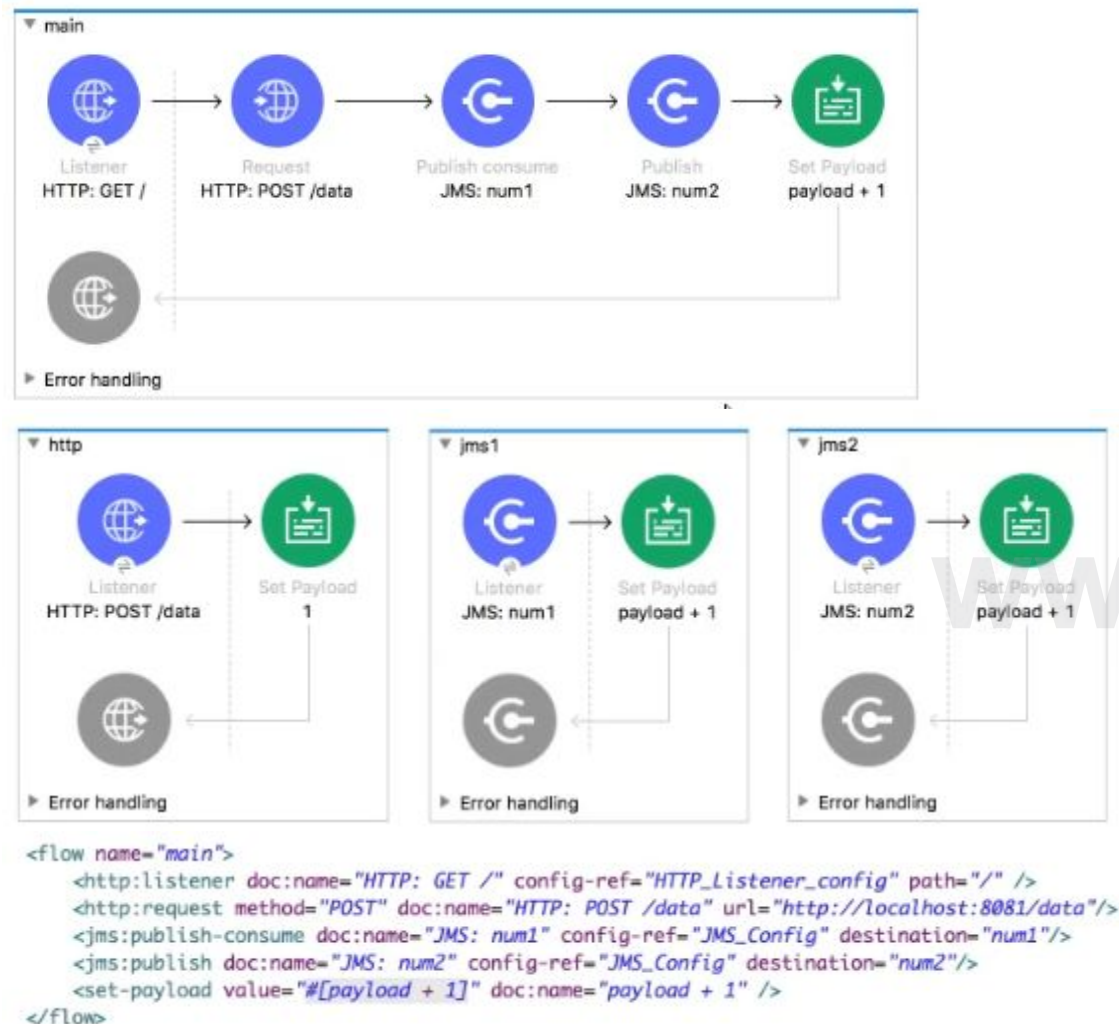
**Section:**

**Explanation:**

Center for Enablement is correct answer .It is a cross-functional team typically staffed with members from central IT, line-of-business departments, and digital innovation teams charged with productizing, publishing, and harvesting reusable assets and best practices. In this case , app team would have checked first with Center for Enablement before developing their own API's. Hence could have avoided re-work

### QUESTION 31

Refer to the exhibit.



What payload is returned from a request to http://localhost.8081/

Refer to the exhibits, what payload is returned from a request to http://localhost;8081/?

- A. 1
- B. 2
- C. 3
- D. 4

**Correct Answer: C**

**Section:**

**Explanation:**

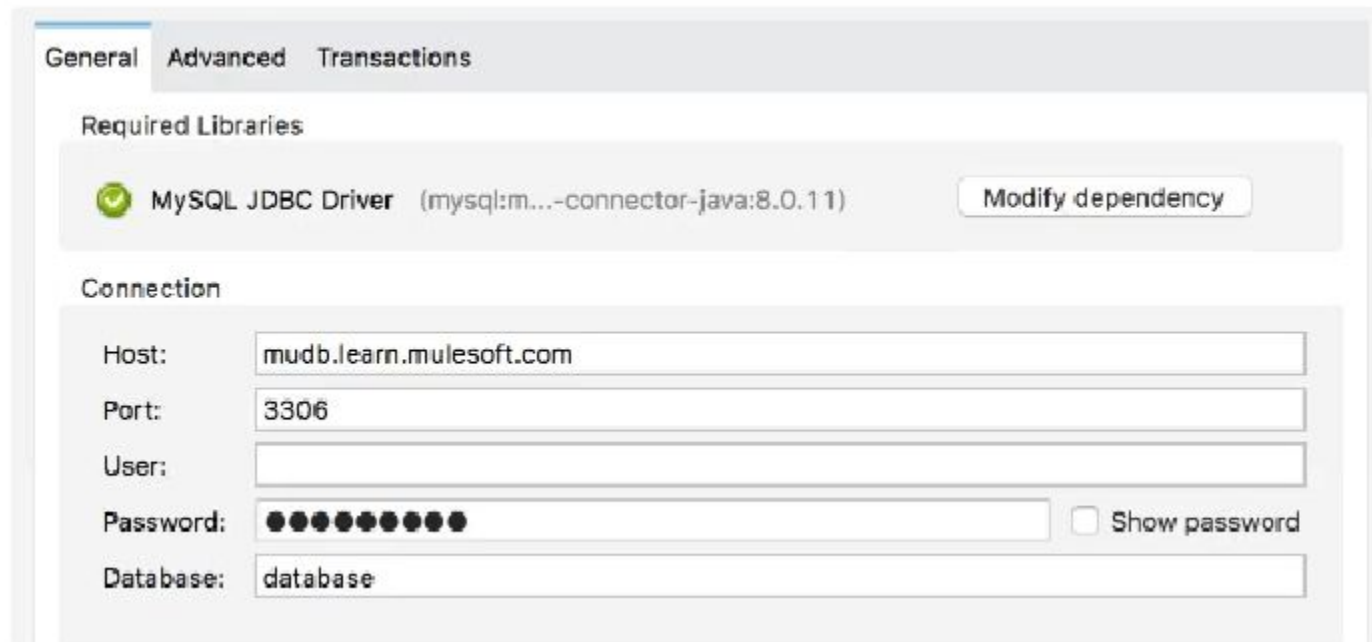
The flow can be described as below. 1) First HTTP POST requests is made in which payload is set to 1 and it gets returned to our main flow. 2) Second call is initiated for JMS Publish Consume JMS: num1 which add 1 to the



payload which makes it as 2. Note that pubih consume is a synchronous operation. Hence paylaod is returned to main flow. 3) Third call is initiated for JMS Publish JMS: num2 which add 1 to the payload . Note that pubih is asynchronous operation. Hence paylaod is never returned to main flow. So payload in main flow is still 2. 4) Finally Set Payload increments payload by 1 making payload as 3 which is returned by the flow. Hence option 3 is the correct answer.

### QUESTION 32

Refer to the exhibits.



#### config.yaml

```
db:
  host: "mudb.learn.mulesoft.com"
  username: "mule"
  password: "mule"
```

What is valid text to set the field in the Database connector configuration to the username value specified in the config.yaml file?

- A. \${db.username}>
- B. #[db.username]
- C. #[db:username]
- D. \${db:username}>

**Correct Answer: A**

**Section:**

**Explanation:**

option 3 is the correct syntz to access application properties

### QUESTION 33

An API implementation has been deployed to CloudHub and now needs to be governed. IT will not allocate additional vCore for a new Mule application to act as an API proxy.

What is the next step to preseive the current vCore usage, but still allow the Mule application to be managed by API Manager?

- A. Register the same API implementation in Runtime Manager to connect to API Manager
- B. Modify the API implementation to use auto-discovery to register with API Manager
- C. Upload the Mule application's JAR file to the API instance in API Manager
- D. Deploy the same API implementation behind a VPC and configure the VPC to connect to API Manager

**Correct Answer: B**

**Section:**

**Explanation:**

Correct answer is Modify the API implementation to use auto-discovery to register with API Manager



#### API Autodiscovery

Configuring autodiscovery allows a deployed Mule runtime engine (Mule) application to connect with API Manager to download and manage policies and to generate analytics data. Additionally, with autodiscovery, you can configure your Mule applications to act as their own API proxy.

When autodiscovery is correctly configured in your Mule application, you can say that your application's API is tracked by (green dot) or paired to API Manager. You can associate an API in a Mule setup with only one autodiscovery instance at a given time.

MuleSoft Doc Ref : <https://docs.mulesoft.com/api-manager/2.x/api-auto-discovery-new-concept>

#### QUESTION 34

A flow needs to combine and return data from two different data sources. It contains a Database SELECT operation followed by an HTTP Request operation.

What is the method to capture both payloads so the payload from the second request does not overwrite that from the first?

- A. Put the Database SELECT operation inside a Cache scope
- B. Put the Database SELECT operation inside a Message Enricher scope
- C. Nothing, previous payloads are combined into the next payload
- D. Save the payload from the Database SELECT operation to a variable

**Correct Answer: D**

**Section:**

**Explanation:**

Correct answer is Save the payload from the Database SELECT operation to a variable

Response from HTTP request will override the payload and hence response of database SELECT can be lost. Best way to preserve is to assign payload of first operation to variable using TransformMessage.

#### QUESTION 35

A Mule project contains a MySQL Database dependency. The project is exported from Anypoint Studio so it can be deployed to CloudHub.

What export options create the smallest deployable archive that will successfully deploy to CloudHub?

What export option create their smallest deployable archive that will successfully deploy to CloudHub?

A)

- ☒ Attach project sources
- ☒ Include project modules and dependencies

B)

- ☐ Attach project sources
- ☒ Include project modules and dependencies

C)

- ☒ Attach project sources
- ☐ Include project modules and dependencies

D)

- ☐ Attach project sources
- ☐ Include project modules and dependencies

- A. Option A
- B. Option B
- C. Option C
- D. Option D

**Correct Answer: B**

Section:

#### QUESTION 36

Why would a Mule application use the `${http.port}` property placeholder for its HTTP Listener port when it is deployed to CloudHub?

- A. Allows CloudHub to automatically change the HTTP port to allow external clients to connect to the HTTP Listener
- B. Allows CloudHub to automatically register the application with API Manager
- C. Allows MuleSoft Support to troubleshoot the application by connecting directly to the HTTP Listener
- D. Allows clients to VPN directly to the application at the Mule application's configured HTTP port

**Correct Answer: A**

Section:

Explanation:

This helps CloudHub to dynamically allocate a port at deployment time.

MuleSoft Doc Ref :<https://docs.mulesoft.com/mule-runtime/4.3/deploy-to-cloudhub#prerequisites>

#### QUESTION 37

Refer to the exhibit.

The error occurs when a project is run in Anypoint Studio. The project, which has a dependency that is not in the MuleSoft Maven repository, was created and successfully run on a different computer.

What is the next step to fix the error to get the project to run successfully?

```
[WARNING] The POM for com.mulesoft.training:mock-servers:jar:1.1.2 is missing, no dependency information available
[INFO] -----
[INFO] BUILD FAILURE
[INFO] -----
[INFO] Total time: 0.253 s
[INFO] Finished at: 2018-06-14T10:52:39-07:00
[INFO] Final Memory: 190M/867M
[INFO] -----
[ERROR] Failed to execute goal on project app-server: Could not resolve dependencies for project com.mycompany:app-server:mule-application:1.0.0-SNAPSHOT: Failure to find com.mulesoft.training:mock-servers:jar:1.1.2 in https://repository.mulesoft.org/nexus-ee/content/repositories/releases-ee/ was cached in the local repository, resolution will not be reattempted until the update interval of MuleRepository has elapsed or updates are forced -> [Help 1]
```

www.VCEplus.io

- A. Edit the dependency in the Mule project's pom.xml file
- B. Install the dependency to the computer's local Maven repository
- C. Deploy the dependency to MuleSoft's Maven repository
- D. Add the dependency to the MULE\_HOME/bin folder

**Correct Answer: B**

Section:

Explanation:

As dependency is not present in Mulesoft Maven repository, we need to install the dependency on computer's local Maven repository.

<https://docs.mulesoft.com/mule-runtime/4.3/maven-reference>

#### QUESTION 38

A web client submits a request to `http://localhost:8081?firstName=john`. What is the correct DataWeave expression to access the `firstName` parameter?

- A. `#[attributes.queryParams.firstName]`
- B. `#[message.queryParams.hrstName]`
- C. `#[message.inboundProperties.'http.query.params'.firstName]`
- D. `#[attributes.'http.query.params'.firstName]`

**Correct Answer: A**

**Section:**

**QUESTION 39**

By default, what happens to a file after it is read using an FTP connector Read operation?

- A. The file is deleted from the folder
- B. The file is moved to a different folder
- C. The file stays in the same folder unchanged
- D. The file is renamed in the same folder

**Correct Answer: C**

**Section:**

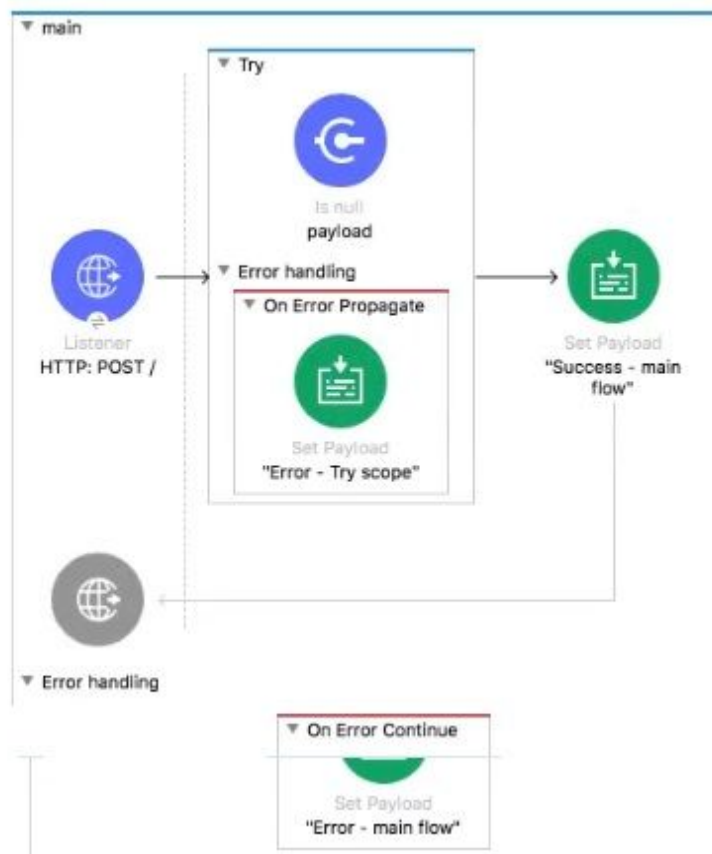
**Explanation:**

File is not updated when FTP read operations is performed.

MuleSoft Doc Ref : <https://docs.mulesoft.com/file-connector/1.3/file-read>

**QUESTION 40**

Refer to the exhibits.



www.VCEplus.io

```
<flow name="main">
  <http:listener doc:name="HTTP: POST /" config-ref="HTTP_Listener_config" path="/" />
  <try doc:name="Try" >
    <validation:is-null doc:name="payload" value="#[payload]" message="Validation Error"/>
    <error-handler >
      <on-error-propagate enableNotifications="true" logException="true" doc:name="On Error Propagate">
        <set-payload value="Error - Try scope" doc:name="Error - Try scope"/>
      </on-error-propagate>
    </error-handler>
  </try>
  <set-payload value="Success - main flow" doc:name="Success - main flow" />
  <error-handler >
    <on-error-continue enableNotifications="true" logException="true" doc:name="On Error Continue" >
      <set-payload value="Error - main flow" doc:name="Error - main flow" />
    </on-error-continue>
  </error-handler>
</flow>
```

The Validation component in the Try scope throws an error.

What response message is returned to a client request to the main flow's HTTP Listener?

The Validation component in the Try scope throws an error. What response message is returned to a client request to the main flow's HTTP Listener?

- A. Success - main flow
- B. Error - main flow
- C. Error - Try scope
- D. Validation Error

**Correct Answer: A**

**Section:**

**Explanation:**

Note that private flow has error scope defined as On Error Continue . So when error occurs in private flow , it is handled by this On Error Continue scope which sends success response back to main flow and does not throw back an error. So main continues normally and payload is set to Success - main flow.

Hence correct answer is Success - main flow

1) HTTP listener received request

2) The Flow Reference calls the child flow

3) The Is Number validator creates an Error Object because the payload isn't an integer. Child Flow execution stops

`#[error.description] = "payload is not a valid INTEGER value"`

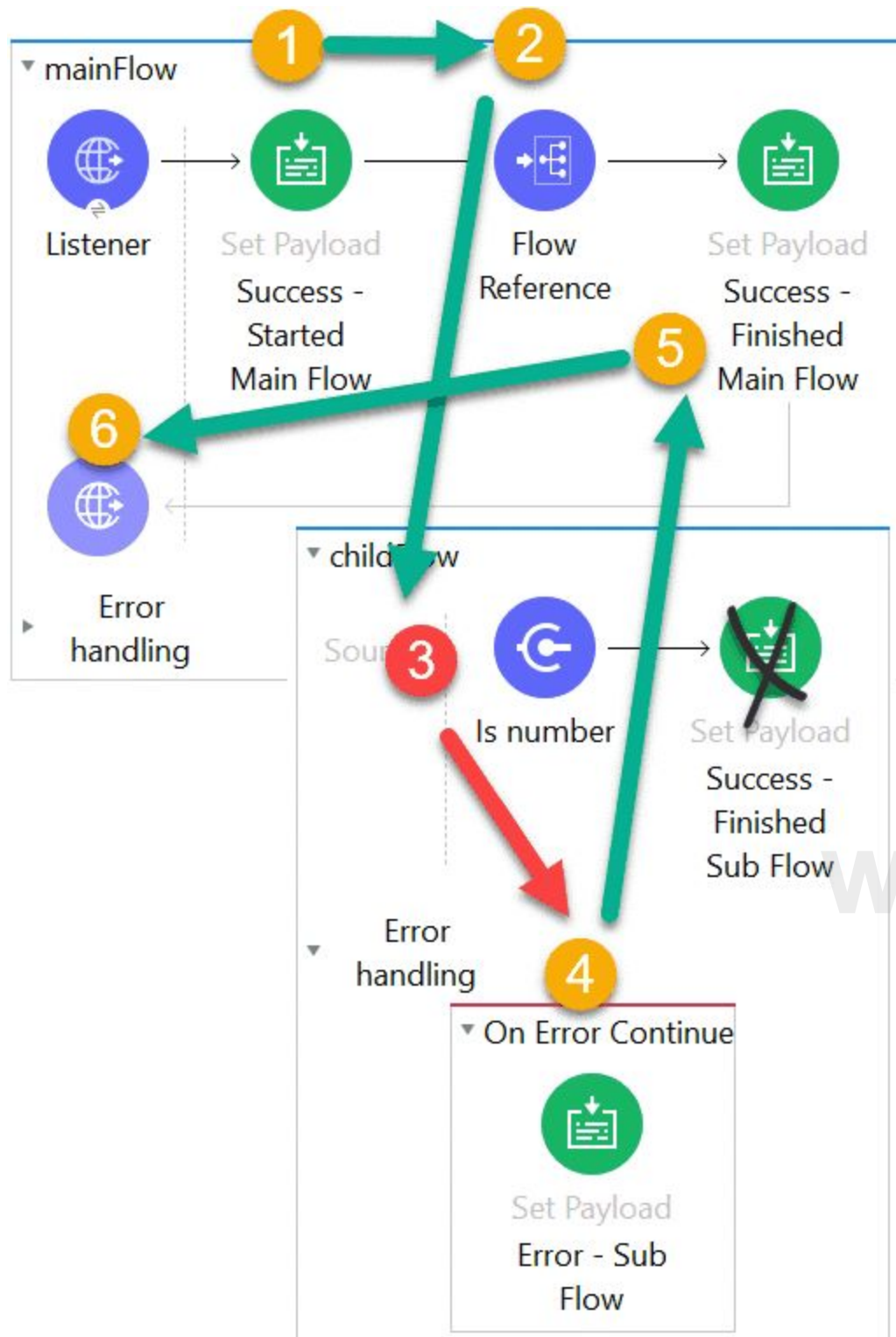
`#[error.errorType] = VALIDATION:INVALID_NUMBER`

4) The On Error Continue handles the errorThe payload is set to "Error -- Sub Flow"

5) "Error -- Sub Flow" is returned to the main flow as if the child flow was a success. The Set Payload is executed. The payload is reset to "Success -- Finished Main Flow"

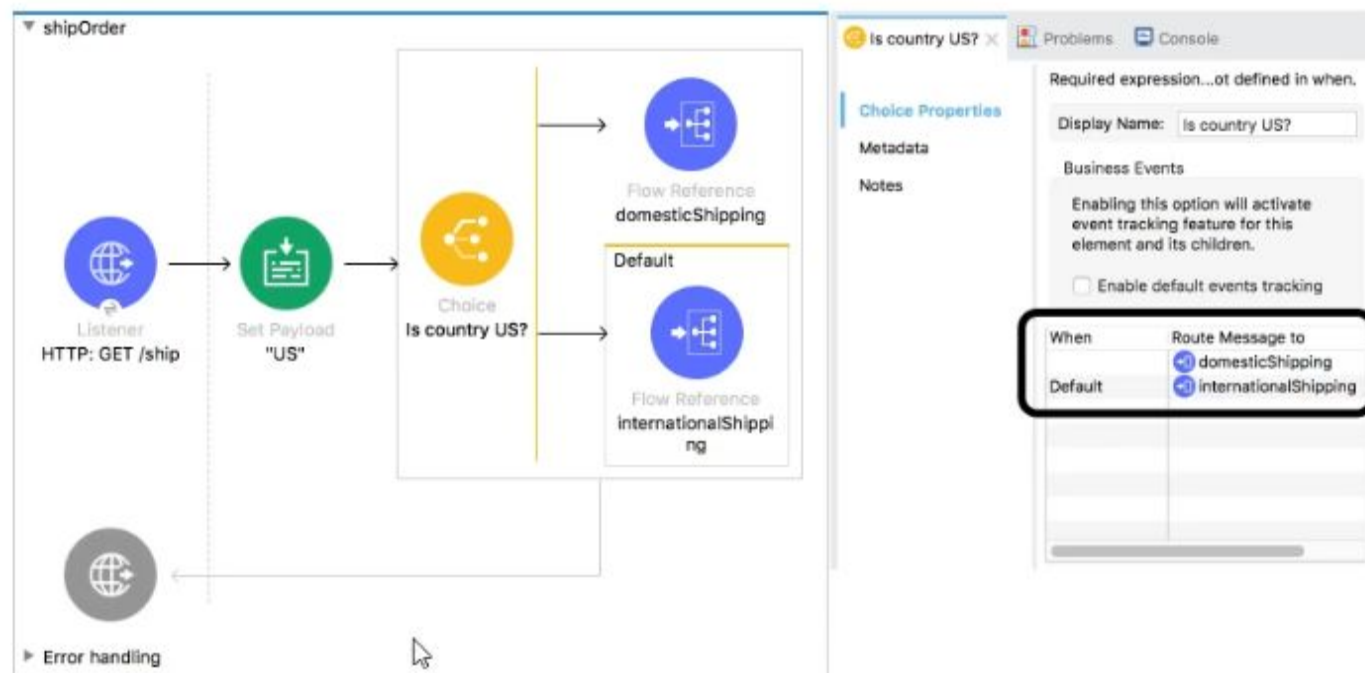
6) "Success -- Main Flow" is returned to the requestor in the body of the HTTP request. HTTP Status Code: 200

As you can see, in the above example, because the error was caught by an On Error Continue scope in the child flow (RED in, GREEN out) when the Mule Message returns to the parent flow, the parent flow knows none-the-different that there was a failure because the on error continue returns a 200 success message. Note that because, to the mainFlow, the childFlow appeared to succeed, the processing of mainFlow resumed after the flow reference.



www.VCEplus.io

**QUESTION 41**  
Refer to the exhibit.



What is a valid expression for the Choice router's when expression to route events to the documenticShipping flow?

- A. 0#[ payload = 'US' ]
- B. #[ payload == 'US' ]
- C. #[ if(payload = 'US') ]
- D. #[ if(payload == 'US') ]

**Correct Answer: B**

**Section:**

**Explanation:**

Choice Router

The Choice router dynamically routes messages through a flow according to a set of DataWeave expressions that evaluate message content. Each expression is associated with a different routing option. The effect is to add conditional processing to a flow, similar to an if/then/else code block in most programming languages.

Only one of the routes in the Choice router executes, meaning that the first expression that evaluates to true triggers that route's execution and the others are not checked. If none of the expressions are true, then the default route executes.

Properties of <when>

PropertyDescription

Expression (expression)

Expression in DataWeave language to evaluate input. If the expression evaluates to true, this routing option is used:

<when expression='#[vars.language == 'Spanish']' >

Mulesoft Doc Ref :<https://docs.mulesoft.com/mule-runtime/4.3/choice-router-concept>

With respect to above information ,

Option 1 is the correct syntax as others are incorrect because of below reasons

\* Single = is not the correct syntax to validate the condition. It should be ==

\* If keyword is not required in when condition.

#### QUESTION 42

A web client submits a request to <http://localhost:8081?accountType=personal>. The query parameter is captured using a Set Variable transformer to a variable named accountType.

What is the correct DataWeave expression to log accountType?

- A. Account Type: #[flowVars.accountType]



- B. Account Type: #[message.inboundProperties.accountType]
- C. Account Type: # [attributes.accountType]
- D. Account Type: #[vars.accountType]

**Correct Answer: D**

**Section:**

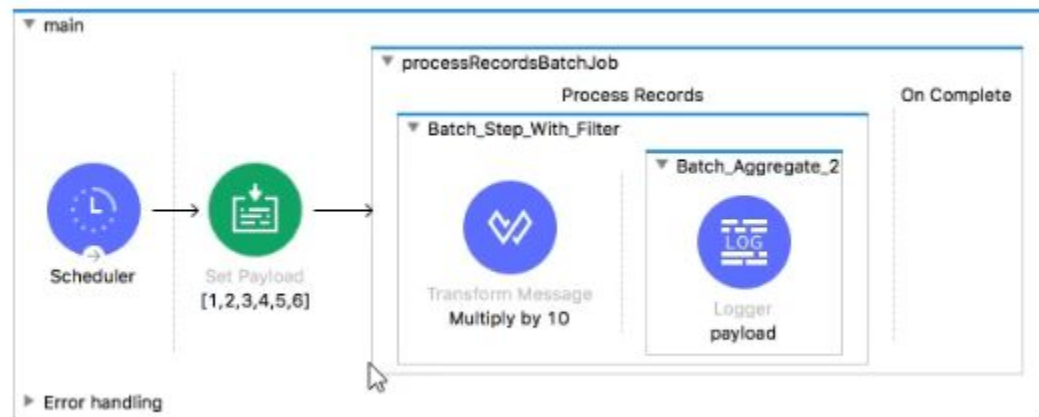
**Explanation:**

vars: Keyword for accessing a variable, for example, through a DataWeave expression in a Mule component, such as the Logger, or from an Input or Output parameter of an operation. If the name of your variable is myVar, you can access it like this: vars.myVar

Hence correct answer is Account Type: #[vars.accountType]

#### QUESTION 43

Refer to the exhibit. The Batch Job processes, filters and aggregates records, What is the expected output from the Logger component?



```
<flow name="main" >
  <scheduler doc:name="Scheduler" > <scheduling-strategy >
    <fixed-frequency frequency="10000"/> </scheduling-strategy> </scheduler>
  <set-payload value="#[[1,2,3,4,5,6]]" doc:name="[1,2,3,4,5,6]" />
  <batch:job jobName="processRecordsBatchJob" >
    <batch:process-records >
      <batch:step name="Batch_Step_With_Filter" acceptExpression="#[(payload mod 2) == 0]">
        <ee:transform doc:name="Multiply by 10"> <ee:message >
          <ee:set-payload ><![CDATA[%dw 2.0
            output application/java

            payload * 10]]></ee:set-payload>
          </ee:message></ee:transform>
        <batch:aggregator doc:name="Batch_Aggregate_2" size="2">
          <logger level="INFO" doc:name="payload" message="#[payload]"/>
        </batch:aggregator>
      </batch:step>
    </batch:process-records>
  </batch:job>
</flow>
```

- A. [10. 20, 30. 40, 50, 60]
- B. [10. 20] [30, 40] [50, 60]
- C. [20, 40, 60]
- D. [20. 40] [60]

**Correct Answer: D**

**Section:**

**Explanation:**

\* Batch scope has filter criteria which says payload mod 2 = 0 which means only 2, 4 and 6 will be in batch scope.

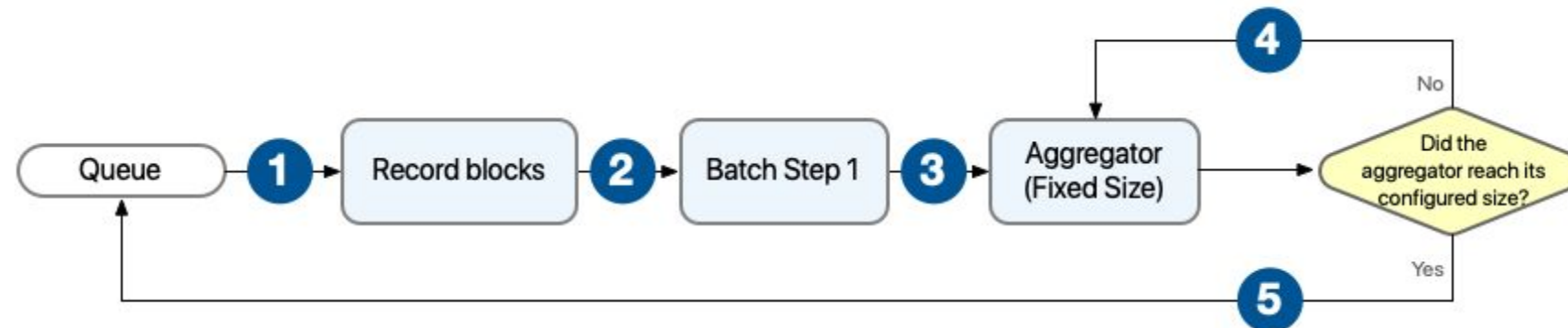
- \* So payload for each of these will be incremented by 10.
- \* Aggregator has batch size defined as 2. So it will process in batch of two records.
- \* Hence option 3 is correct answer.

[20,40]

[60]

Behavior with aggregator configured with fixed size

In this scenario, the batch step sends the processed records to an aggregator, which starts processing the records and buffering them until the configured aggregator's size is reached. After that, the aggregator sends the aggregated records to the stepping queue.



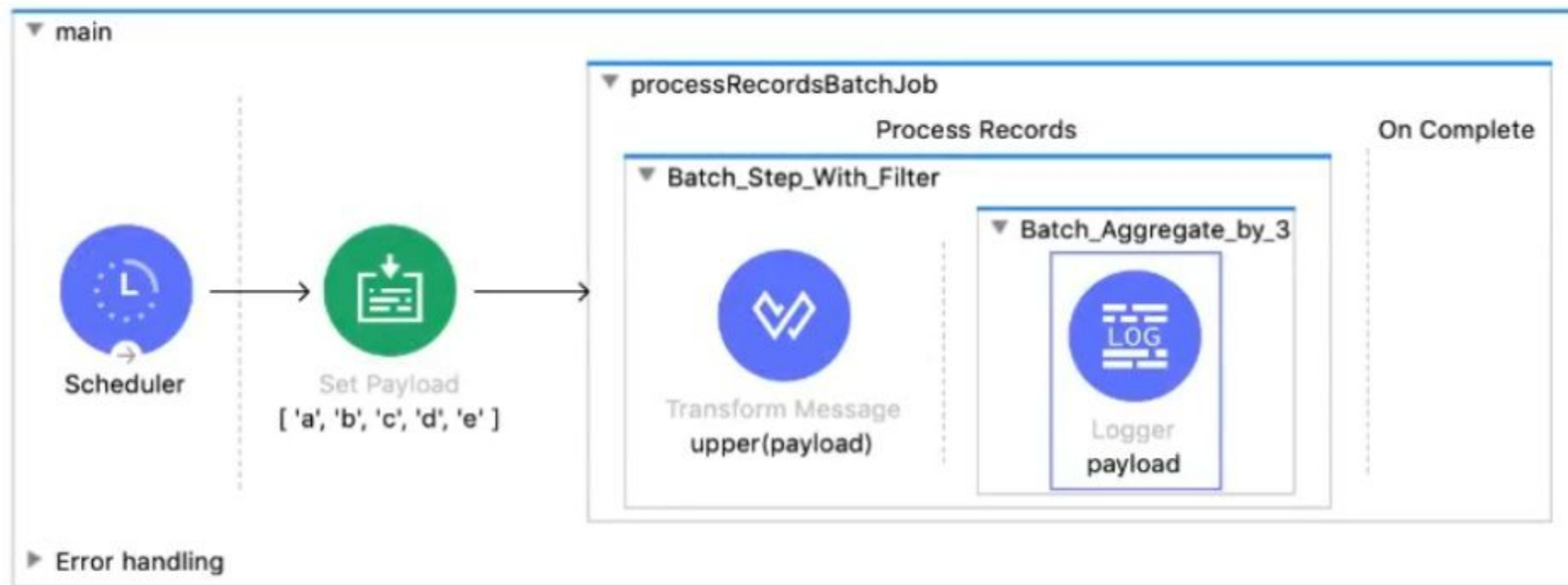
The batch job builds record blocks of the configured block size and sends them to their corresponding batch step for processing. Each batch step receives one or more record blocks and starts processing them in parallel. After the batch step processes a record, the batch step sends the record to the aggregator for further processing. The aggregator continues processing records until the number of aggregated records reaches the configured aggregator's size.

<https://docs.mulesoft.com/mule-runtime/4.3/batch-processing-concept>

#### QUESTION 44

Refer to the exhibits.

www.VCEplus.io



```
<flow name="main" >
  <scheduler doc:name="Scheduler" > <scheduling-strategy>
    <fixed-frequency frequency="10000"/> </scheduling-strategy> </scheduler>
    <set-payload value="#[['a', 'b', 'c', 'd', 'e']]" doc:name="[" 'a', 'b', 'c', 'd', 'e' ]" />
    <batch:job jobName="processRecordsBatchJob" >
      <batch:process-records >
        <batch:step name="Batch_Step_With_Filter"
          acceptExpression="#[not (payload contains "b") ]">
          <ee:transform doc:name="upper(payload)"> <ee:message >
            <ee:set-payload ><![CDATA[%dw 2.0
              output application/json
              ---
              upper(payload)]]></ee:set-payload>
          </ee:message></ee:transform>
          <batch:aggregator doc:name="Batch_Aggregate_by_3" size="3">
            <logger level="INFO" doc:name="payload"
              message="#[output application/json --- payload]"/>
          </batch:aggregator>
        </batch:step>
      </batch:process-records>
    </batch:job>
  </flow>
```

www.VCEplus.io

The input array of strings is processed by the batch job that processes, filters, and aggregates the values. What is the last message logged by the Logger component after the batch job completes processing?

- A. [['A', 'C', 'D'], ['E']]
- B. ['E']
- C. ['D', 'E']
- D. ['A', 'C', 'D', 'E']

**Correct Answer: B**

**Section:**

**Explanation:**

Logs would look like:

INFO 2021-06-09 19:14:56,039 [[MuleRuntime].uber.06: [validationtest].batch-job-validationtestBatch\_Job-work-manager @6de10f3e] [processor: validationtestFlow/processors/1/route/0/route/0/aggregator/processors/0; event: bfb751e1-9939-11eb-9f69-02053763653a] org.mule.runtime.core.internal.processor.LoggerMessageProcessor:

```
[
  "\"A\\\"",
  "\"C\\\"",
  "\"D\\\""
]
```

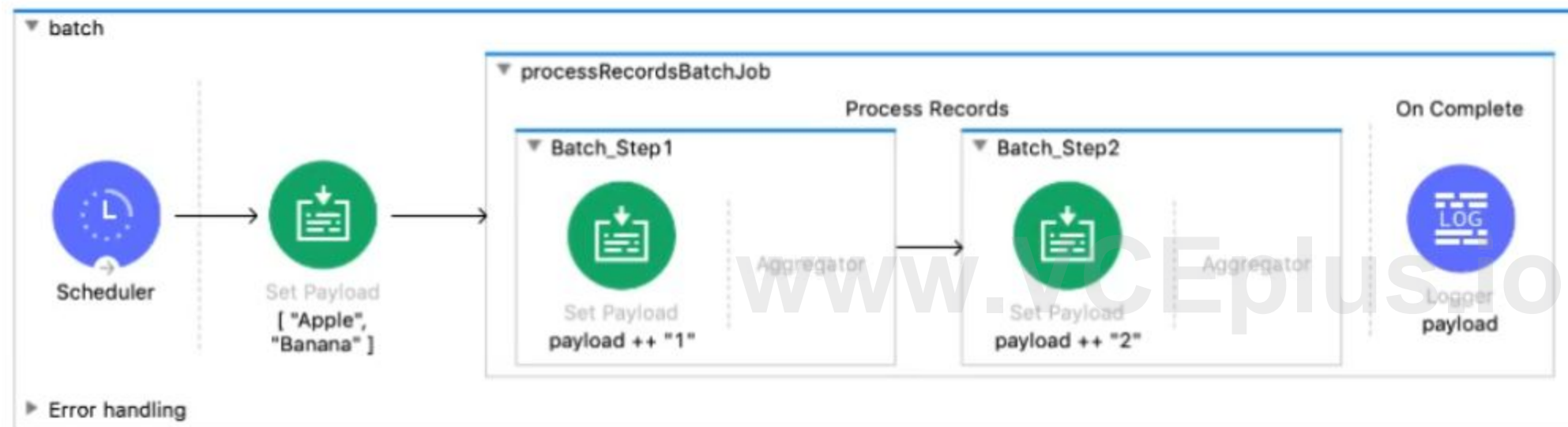
```
INFO 2021-06-09 19:15:02,486 [[MuleRuntime].uber.06: [validationtest].batch-job-validationtestBatch_Job-work-manager @6de10f3e] [processor: validationtestFlow/processors/1/route/0/route/0/aggregator/processors/0;
event: bfb751e1-9939-11eb-9f69-02053763653a] org.mule.runtime.core.internal.processor.LoggerMessageProcessor: [
  "\"E\\\""
]
```

Batch aggregator value is 3. Hence in first time it will print["A", "C", "D"]and in next iteration it will print[ "E" ]

Correct answer is[ "E" ]

#### QUESTION 45

Refer to the exhibit. The input array of strings is passed to the batch job, which does NOT do any filtering or aggregating. What payload is logged by the Logger component?



- A. Summary report of processed records
- B. [ 'Apple', 'Banana' ]
- C. [ 'Apptel2', 'Bananal2' ]
- D. [ 'Apptel', 'Bananal', 2 ]

**Correct Answer: A**

**Section:**

#### QUESTION 46

Refer to the exhibits. A company has defined this Book data type and Book example to be used in APIs. What is valid RAML for an API that uses this Book data type and Book example?

```
##%RAML 1.0 DataType      ##%RAML 1.0 NamedExample
# bookDataType.raml      # bookExample.raml

type: object              bookExample:
properties:                ID: 101
  ID?: integer             title: Shakespeare
  title: string            author: Encyclopaedia Britannica
  author: string           publisher: John Wiley & Sons
  publisher?: string       year: 2007
  year: integer            ISBN: "0471767840"
  ISBN:
    type: string
    required: true
```

A)

```
##%RAML 1.0
title: Books

Book: BookDataType.raml

/books:
  post:
    body:
      application/json:
        type: Book
        examples:
          input: BookExample.raml
    responses:
      201:
        body:
          application/json:
            example:
              message: Book added
```

B)

```
##%RAML 1.0
title: Books

Book: !include BookDataType.raml

/books:
  post:
    body:
      application/json:
        type: Book
        examples:
          input: !include BookExample.raml
    responses:
      201:
        body:
          application/json:
            example:
              message: Book added
```

C)

www.VCEplus.io

```
##RAML 1.0
title: Books

types:
  Book: ABC/DataTypes/BookDataType.raml

/books:
  post:
    body:
      application/json:
        type: Book
        examples:
          input: ABC/Examples/BookExample.raml
    responses:
      201:
        body:
          application/json:
            example:
              message: Book added
```

D)

```
##RAML 1.0
title: Books

types:
  Book: !include BookDataType.raml

/books:
  post:
    body:
      application/json:
        type: Book
        examples:
          input: !include BookExample.raml
    responses:
      201:
        body:
          application/json:
            example:
              message: Book added
```

www.VCEplus.io

- A. Option A
- B. Option B
- C. Option C
- D. Option D

**Correct Answer: D**

**Section:**

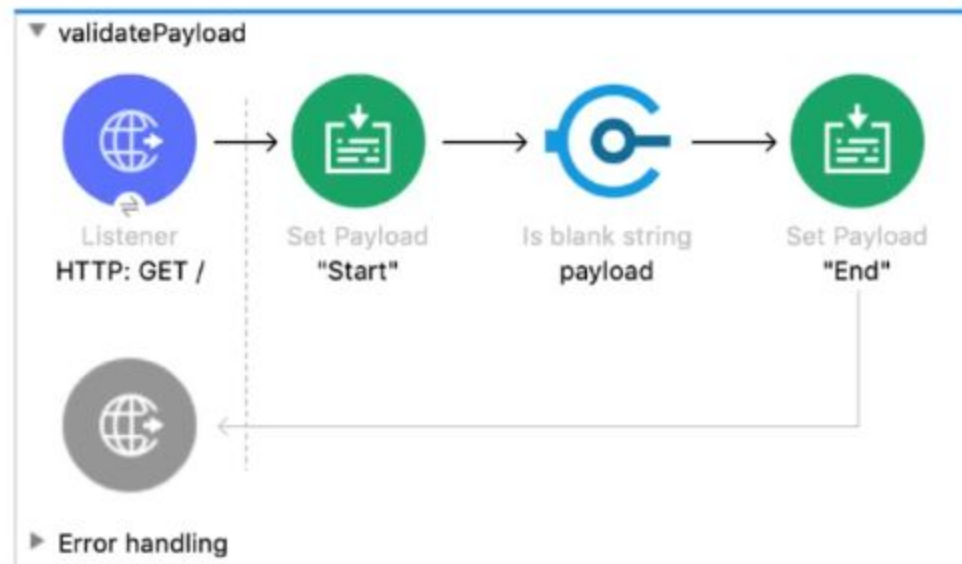
#### QUESTION 47

Refer to the exhibits.

A web client sends a GET request to the HTTP Listener.

What response message is returned to the web client?





```

<flow name="validatePayload" >
  <http:listener doc:name="HTTP: GET /" config-ref="HTTP_Listener_config" path="/" />
  <set-payload value="Start" doc:name="Start" />
  <validation:is-blank-string doc:name="payload" value="#[payload]" />
  <set-payload value="End" doc:name="End" />
</flow>

```

- A. "
- B. 'End'
- C. 'Start'
- D. 'String is not blank'

www.VCEplus.io

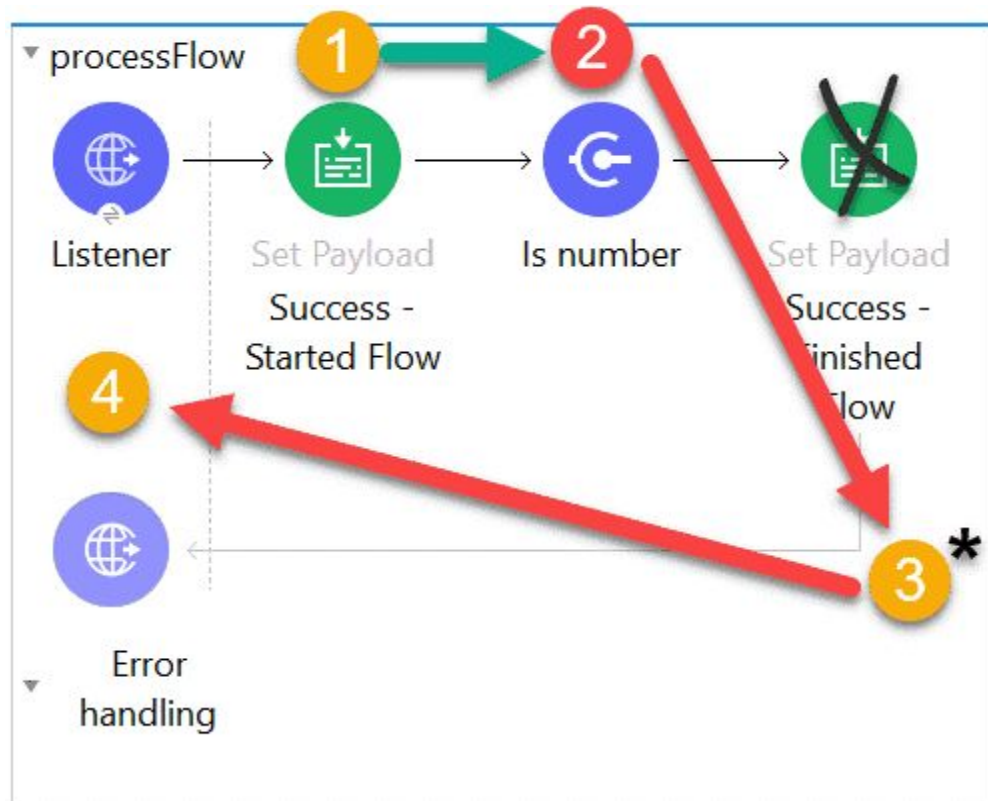
**Correct Answer: B**

**Section:**

**Explanation:**

1. Set Payload "Start"
2. 'Is Balnk String' Creates an Error object with #[error.description] ="String is not blank"
3. Default Error Handler catches and Propagates error
4. 'On Error Propagate' is 'RED IN RED OUT'. It Returns Status Code : 500 & #[error.description]

Correct answer isString is not blank.Because validation component will throw an error as payload is not blank.

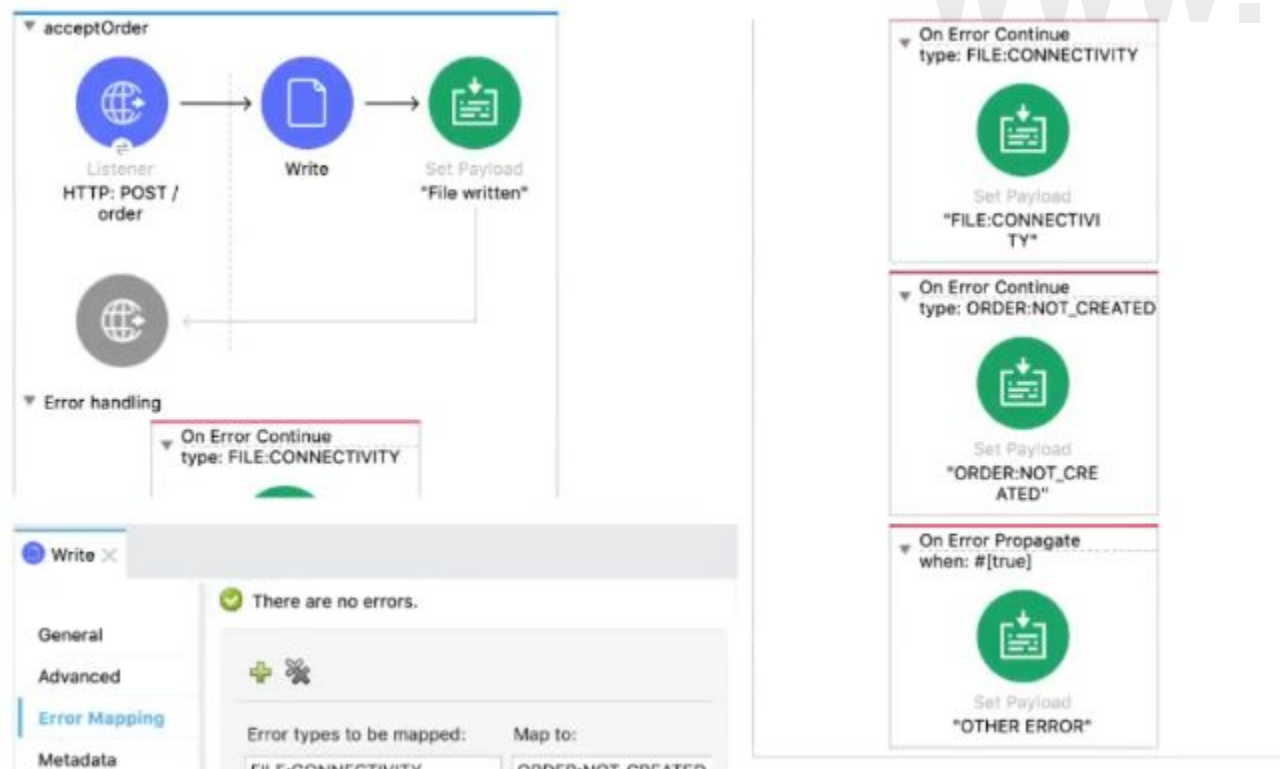


Bottom of Form

Top of Form

#### QUESTION 48

Refer to the exhibits.



```
<flow name="acceptOrder">
  <http:listener doc:name="HTTP: POST /order" config-ref="HTTP_Listener_config"
    path="/order" allowedMethods="POST">
    <http:error-response >
      <http:body ><![CDATA[#[output text/plain --- payload]]]></http:body>
    </http:error-response>
  </http:listener>
  <file:write doc:name="Write" config-ref="File_Config" path="newOrder.json">
    <error-mapping sourceType="FILE:CONNECTIVITY" targetType="ORDER:NOT_CREATED" />
    <file:content ><![CDATA[#[output appliation/json --- payload]]]></file:content>
  </file:write>
  <set-payload value='#["File written"]' doc:name="'File written"' />
</flow>
```

A web client sends a POST request with the payload {'oid': '1000', 'itemid': 'AC200', 'qty': '4' } to the Mule application. The File Write operation throws a FILE:CONNECTIVITY error. What response message is returned to the web client?

- A. "FILE:CONNECnvY"
- B. 'ORDER:NOT\_CREATED'
- C. 'OTHER ERROR'
- D. 'File written'

**Correct Answer: B**

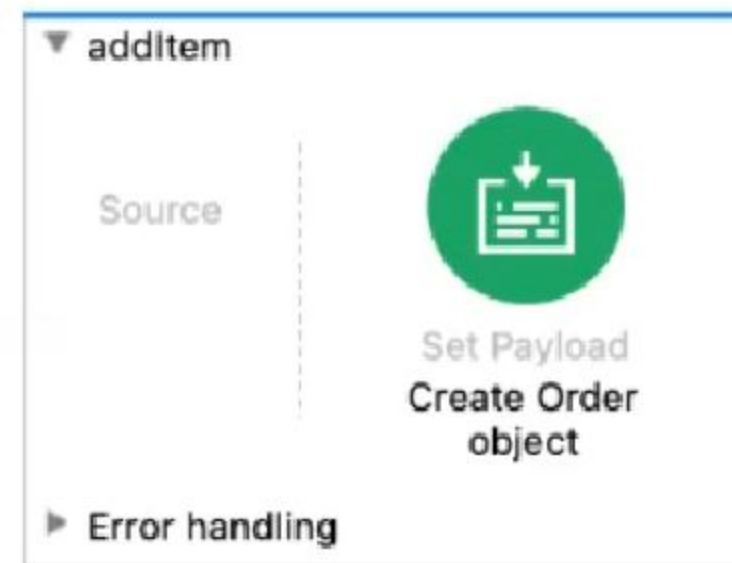
**Section:**

www.VCEplus.io

#### QUESTION 49

Refer to the exhibits. The Set Payload transformer in the addItem child flow uses DataWeave to create an order object.

What is the correct DataWeave code for the Set Payload transformer in the createOrder flow to use the addItem child flow to add a router call with the price of 100 to the order?



```

1 %dw 2.0
2 output application/json
3 ---
4 order: {
5   item: {
6     itemName: payload.item,
7     itemType: payload.itemType
8     price: payload.price
9   }
10 }
  
```

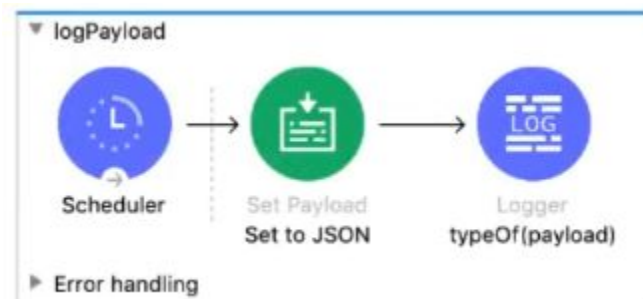
- A. lookup( 'addItem', { price: '100', item: 'router', itemType: 'cable' } )
- B. addItem( { payload: { price: '100', item: 'router', itemType: 'cable' } } )
- C. lookup( 'addItem', { payload: { price: '100', item: 'router', itemType: 'cable' } } )
- D. addItem( { price: '100', item: 'router', itemType: 'cable' } )

**Correct Answer: C**

**Section:**

#### QUESTION 50

Refer to the exhibits.



```
<flow name="logPayload" >
  <scheduler doc:name="Scheduler" >
    <scheduling-strategy >
      <fixed-frequency />
    </scheduling-strategy>
  </scheduler>
  <set-payload doc:name="Set to JSON" value='#[{"accounts": {
    "account": {
      "accountName": "ABC Widgets",
      "type": "New Customer",
      "stage": "Qualification"
    }
  }
}]' />
  <logger level="INFO" doc:name="typeOf(payload)" message='#[typeOf(payload)]' />
</flow>
```

A JSON payload is set in the Set Payload transformer.

What is logged by the Logger?

- A. 'String'
- B. 'Object'
- C. 'Array'
- D. 'JSON'

**Correct Answer: C**

**Section:**

#### QUESTION 51

Refer to the exhibits.

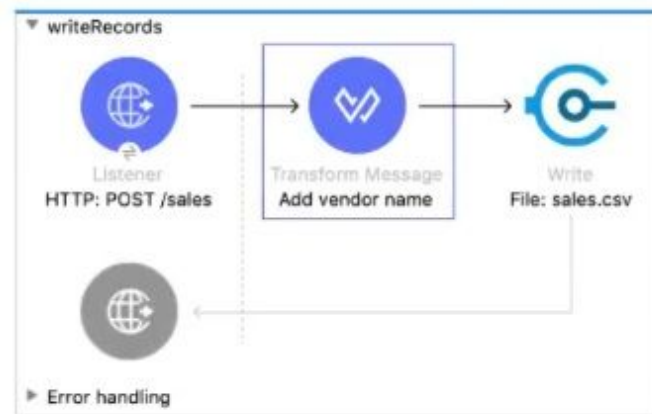
A web client sends sale data in a POST request to the Mule application. The Transform Message component then enrich the payload by prepending a vendor name to the sale data.

What is written to the sales.csv file when the flow executes?

www.VCEplus.io



```
<?xml version="1.0" encoding="UTF-8"?>
<sale>
  <transaction_id>SS-4848-44KK-4SYQ</transaction_id>
  <customer_id>anniepoint@acme.com</customer_id>
  <customer>Annie Point</customer>
  <item>Car Seat</item>
  <qty>1</qty>
  <price>59</price>
</sale>
```



```
<flow name="writeRecords" >
  <http:listener doc:name="HTTP: POST /sales" config-ref="HTTP_Listener_config"
    path="/sales" allowedMethods="POST"/>
  <ee:transform doc:name="Add vendor name" >
    <ee:message >
      <ee:set-payload ><![CDATA[%dw 2.0
        output application/json
        ---
        {vendor: "Acme"} ++ payload.sale]]>
      </ee:set-payload>
    </ee:message>
  </ee:transform>
  <file:write doc:name="File: sales.csv" path="file-store/sales.csv">
  </file:write>
</flow>
```

- A. The enriched payload in JSON format
- B. The enriched payload in XML format
- C. The enriched payload in CSV format
- D. An error message

www.VCEplus.io

**Correct Answer: A**

**Section:**

#### QUESTION 52

A Mule application contains an ActiveMQ JMS dependency. The Mule application was developed in Anypoint Studio and runs successfully in Anypoint Studio.

The Mule application must now be exported from Anypoint Studio and shared with another developer.

What export options create the smallest JAR file that can be imported into the other developer's Anypoint Studio and run successfully?



- A. ☐ ☐ Attach project sources  
☐ Include project modules and dependencies
- B. ☐ ☐ Attach project sources  
☒ Include project modules and dependencies
- C. ☐ ☒ Attach project sources  
☒ Include project modules and dependencies
- D. ☐ ☒ Attach project sources  
☐ Include project modules and dependencies

- A. Option A  
B. Option B  
C. Option C  
D. Option D

**Correct Answer: D**  
**Section:**

**QUESTION 53**

What DataWeave expression transforms the example XML input to the CSV output?

[www.VCEplus.io](http://www.VCEplus.io)

```
<?xml version="1.0" encoding="UTF-8"?>
<sale>
  <item itemId="592" saleId="1000">
    <shipping>international</shipping>
    <desc>T-shirt Navy</desc>
    <size>L</size>
    <quantity>1</quantity>
    <price>20</price>
  </item>
  <item itemId="972" saleId="1000">
    <shipping>domestic</shipping>
    <desc>Cargo Shorts</desc>
    <size>XL</size>
    <quantity>2</quantity>
    <price>30</price>
  </item>
</sale>
```

Output Payload		Preview
1	%dw 2.0	index,sale,itemName,itemPrice,item
2	output application/csv	0,1000,T-shirt Navy,20,592
3	---	1,1000,Cargo Shorts,60,972
4		
5		
6		
7		
8		
9		
10		
11		
12		
13		
14		
15		
16		
17		

A)

```
payload.sale.*item map ( (value,index) -> {
  index: index,
  sale: value.@saleId,
  itemName: value.desc,
  itemPrice: (value.price) * (value.quantity),
  item: value.@itemId
} )
```

B)

```
payload.sale.*item map ( (value,index) -> {
  index: index,
  sale: value.saleId,
  itemName: value.desc,
  itemPrice: (value.price) * (value.quantity),
  item: value.itemId
} )
```

C)

```
payload.sale.item map ( (value,index) -> {
  index: index,
  sale: value.@saleId,
  itemName: value.desc,
  itemPrice: (value.price) * (value.quantity),
  item: value.@itemId
} )
```

D)

```
payload.sale.item map ( (value,index) -> {
  index: index,
  sale: value.saleId,
  itemName: value.desc,
  itemPrice: (value.price) * (value.quantity),
  item: value.itemId
} )
```

www.VCEplus.io

- A. Option A
- B. Option B
- C. Option C
- D. Option D

**Correct Answer: A**

**Section:**

**Explanation:**

Correct answer is as below. Attributes in the incoming xml payload are always accessed using @. Similarly \*item is required as we have multiple items in the request

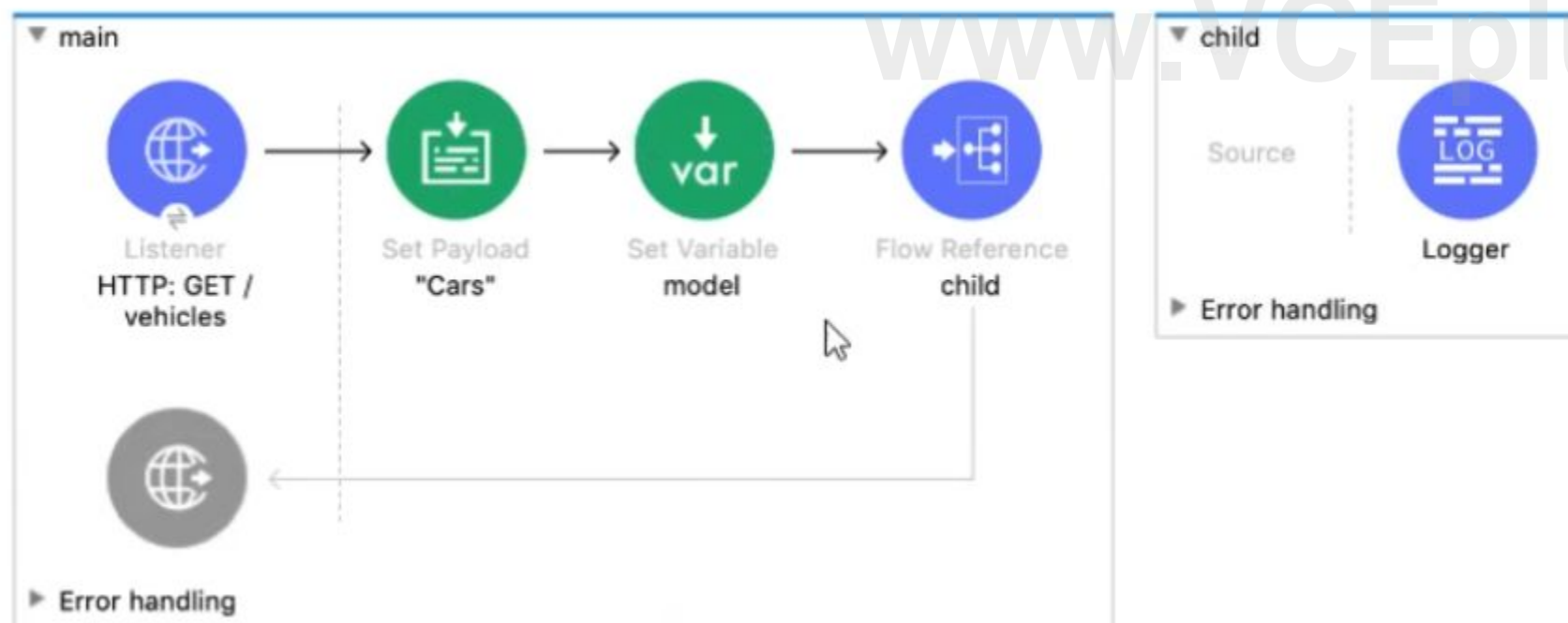
```
%dw 2.0
output application/csv
```

```
---
```

```
payload.sale.*item map ((value, index) -> {
index: index,
sale: value.@saleId,
itemName: value.desc,
itemPrice: (value.quantity) * (value.price),
item: value.@itemId
})
```

#### QUESTION 54

Refer to the exhibits.



The main flow contains a Flow Reference to the child flow.

A web client sends a GET request to the main flow's HTTP Listener that includes a make query parameter.

What values are accessible in the child flow?

- A. payload
- B. payload make query param
- C. payload model var

D. payload make query param model var

**Correct Answer: D**

**Section:**

#### QUESTION 55

Refer to the exhibit.



www.VCEplus.io

The Database Select operation returns five rows from a database. What is logged by the Logger component?

- A. 'Array'
- B. 'Object'
- C. 'LinkedHashMap'
- D. 'CaseInsensitiveHashMap'

**Correct Answer: A**

**Section:**

#### QUESTION 56

What MuleSoft product enables publishing, sharing, and searching of APIs?

- A. Runtime Manager
- B. API Notebook
- C. API Designer
- D. Anypoint Exchange

**Correct Answer: D**

**Section:**

**Explanation:**

Anypoint Exchange provided a way to publish , share and search API's.

MuleSoft Doc Ref : <https://docs.mulesoft.com/exchange/>

#### QUESTION 57

Which Mule component provides a real-time, graphical representation of the APIs and mule applications that are running and discoverable?

- A. API Notebook
- B. Runtime Manager
- C. Anypoint Visualizer
- D. API Manager

**Correct Answer: C**

**Section:**

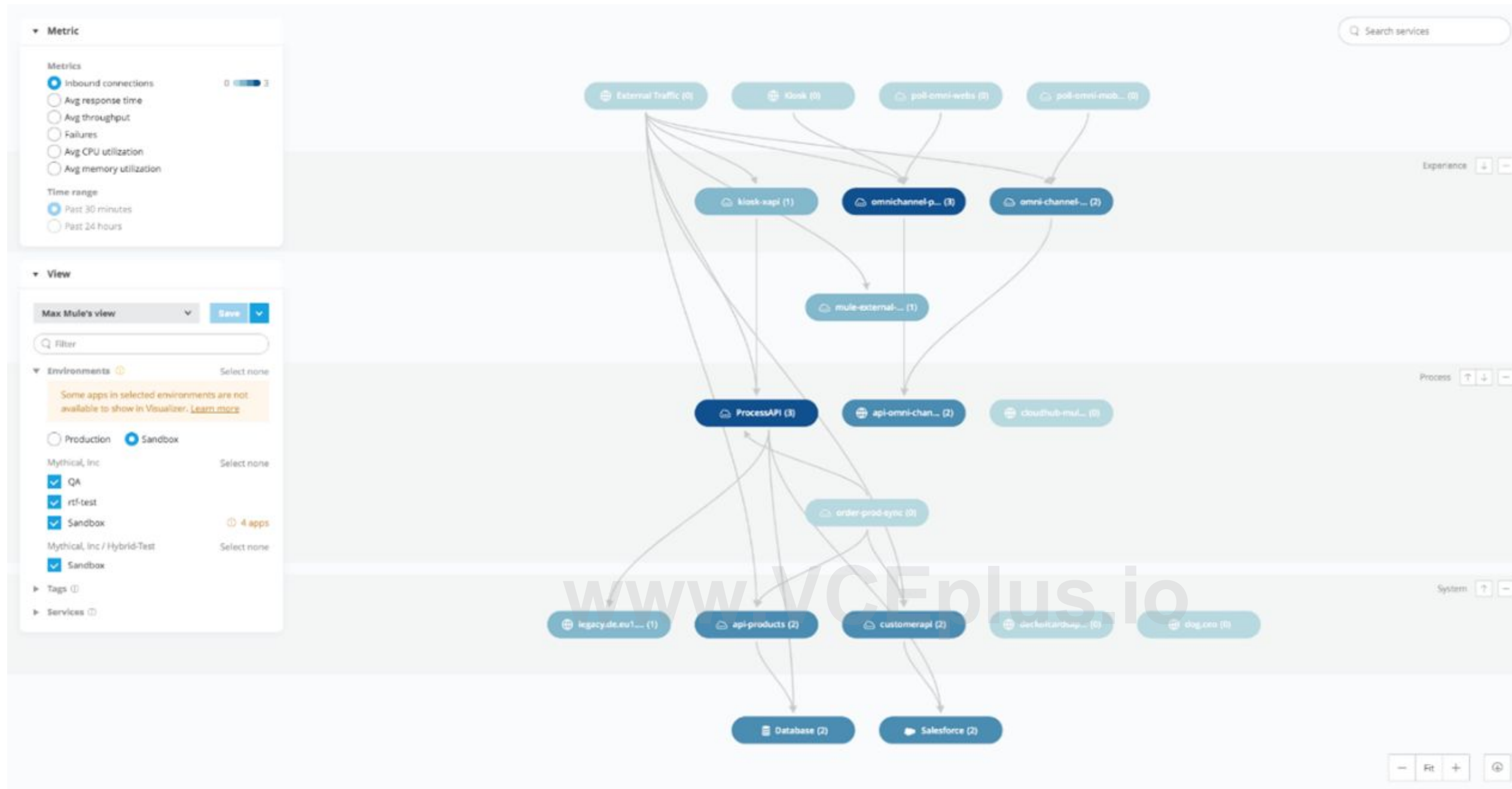
**Explanation:**

Correct answer is Anypoint Visualizer

MuleSoft Doc Ref : <https://docs.mulesoft.com/visualizer/>

Anypoint Visualizer provides a real-time, graphical representation of the APIs, and Mule applications that are running and discoverable. It also displays third-party systems that are invoked by a Mule API, proxy, or application within your application network. The data displayed in the graph is dynamically updated and does not require prior configuration. Additionally, the data displayed is secure, as only users with the proper permissions can view the application network graph.

[www.VCEplus.io](http://www.VCEplus.io)



#### QUESTION 58

A Scatter-Gather processes three separate HTTP requests. Each request returns a Mule event with a JSON payload. What is the final output of the Scatter-Gather?

- A. An Array of the three Mule event Objects
- B. An Object containing all three Mule event Objects
- C. An Array of the three JSON payload Objects
- D. An Object containing all three JSON payload Objects

**Correct Answer: B**

**Section:**

**Explanation:**

Correct answer is An Object containing all three Mule event Objects

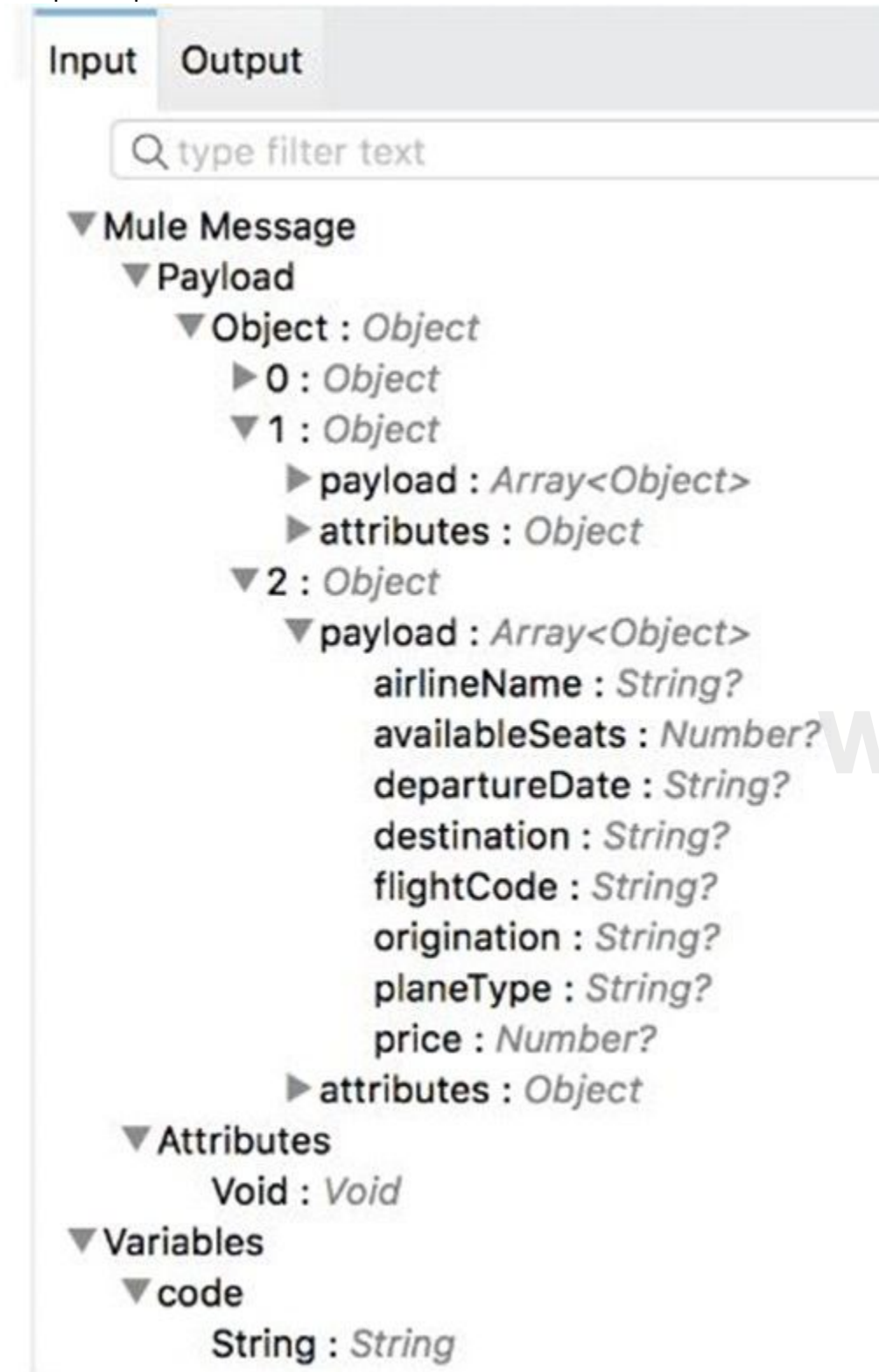
The Scatter-Gather component is a routing event processor that processes a Mule event through different parallel processing routes that contain different event processors. Each route receives a reference to the Mule event and executes a sequence of one or more event processors. Each of these routes uses a separate thread to execute the event processors, and the resulting Mule event can be either the same Mule event without modifications or a new Mule event with its own payload, attributes, and variables. The Scatter-Gather component then combines the Mule events returned by each processing route into a new Mule event that is passed to the next event



processor only after every route completes successfully.

The Scatter-Gather component executes each route in parallel, not sequentially. Parallel execution of routes can greatly increase the efficiency of your Mule application and may provide more information than sequential processing.

Sample output is as below



MuleSoft Documentation reference : <https://docs.mulesoft.com/mule-runtime/4.3/scatter-gather-concept>

#### QUESTION 59

What is the difference between a subflow and a sync flow?

A. No difference

- B. Subflow has no error handling of its own and sync flow does
- C. Sync flow has no error handling of its own and subflow does
- D. Subflow is synchronous and sync flow is asynchronous

**Correct Answer: B**

**Section:**

**Explanation:**

Correct answer is Subflow has no error handling implementation where as sync flow has.

Subflow

A subflow processes messages synchronously (relative to the flow that triggered its execution) and always inherits both the processing strategy and exception strategy employed by the triggering flow. While a subflow is running, processing on the triggering flow pauses, then resumes only after the subflow completes its processing and hands the message back to the triggering flow.

Synchronous Flow

A synchronous flow, like a subflow, processes messages synchronously (relative to the flow that triggered its execution). While a synchronous flow is running, processing on the triggering flow pauses, then resumes only after the synchronous flow completes its processing and hands the message back to the triggering flow. However, unlike a subflow, this type of flow does not inherit processing or exception strategies from the triggering flow.

This type of flow processes messages along a single thread, which is ideally suited to transactional processing

#### QUESTION 60

What happens to the attributes of a Mule event in a flow after an outbound HTTP Request is made?

- A. Attributes are replaced with new attributes from the HTTP Request response (which might be null)
- B. New attributes may be added from the HTTP response headers, but no headers are ever removed
- C. Attributes do not change
- D. Previous attributes are passed unchanged

**Correct Answer: A**

**Section:**

**Explanation:**

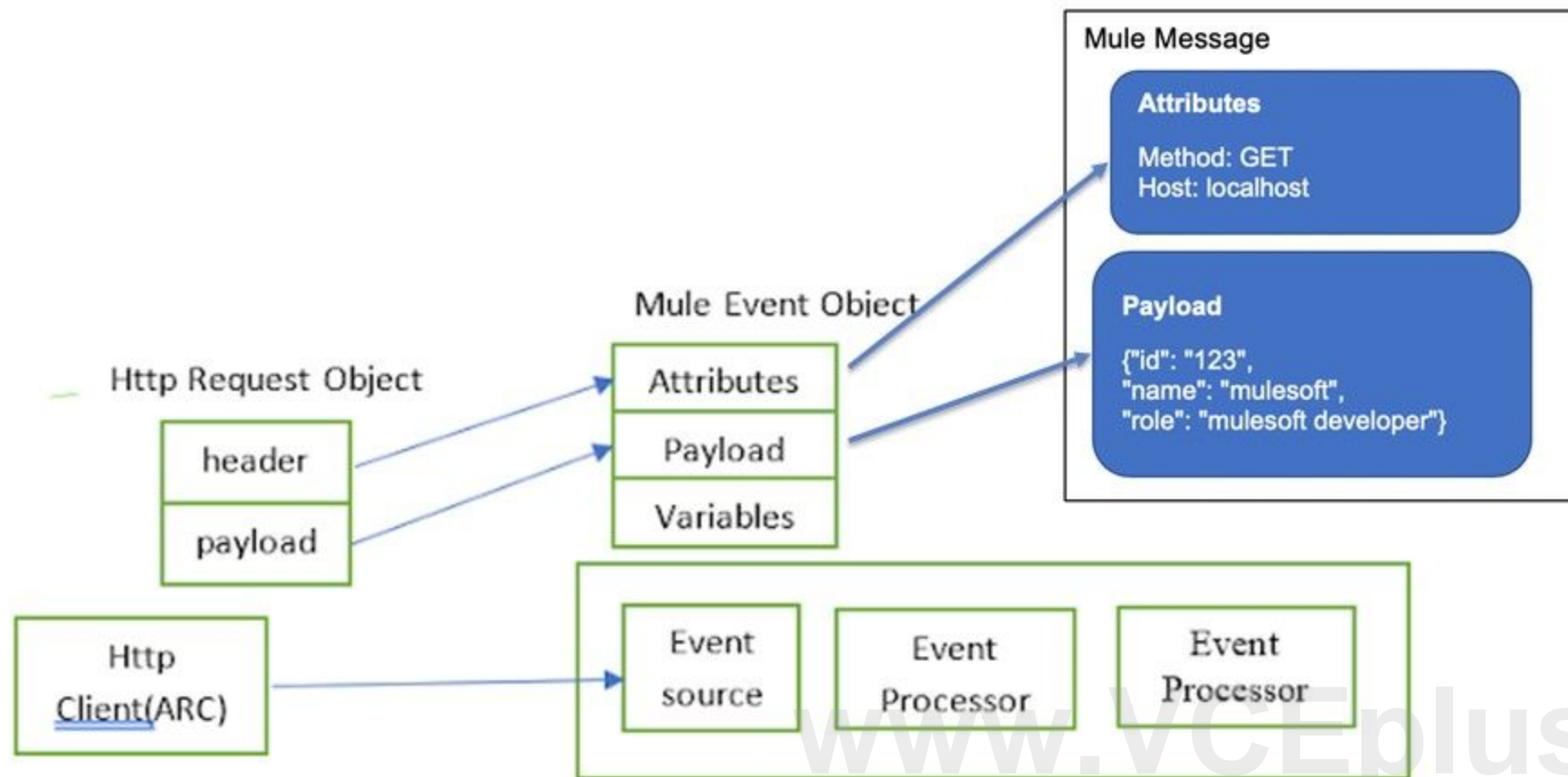
Attributes are replaced with new attributes from the HTTP Request response.

Attributes include everything apart from Payload/body. For ex: Headers, query parameters, URI parameters.

So, when outbound HTTP request is made, new attributes need to pass the outbound HTTP request and old attributes are replaced.

I have created below diagram to make it easy for you to understand:

www.VCEplus.io



#### QUESTION 61

An API has been created in Design Center. What is the next step to make the API discoverable?

- A. Publish the API to Anypoint Exchange
- B. Publish the API from inside flow designer
- C. Deploy the API to a Maven repository
- D. Enable autodiscovery in API Manager

**Correct Answer: A**

**Section:**

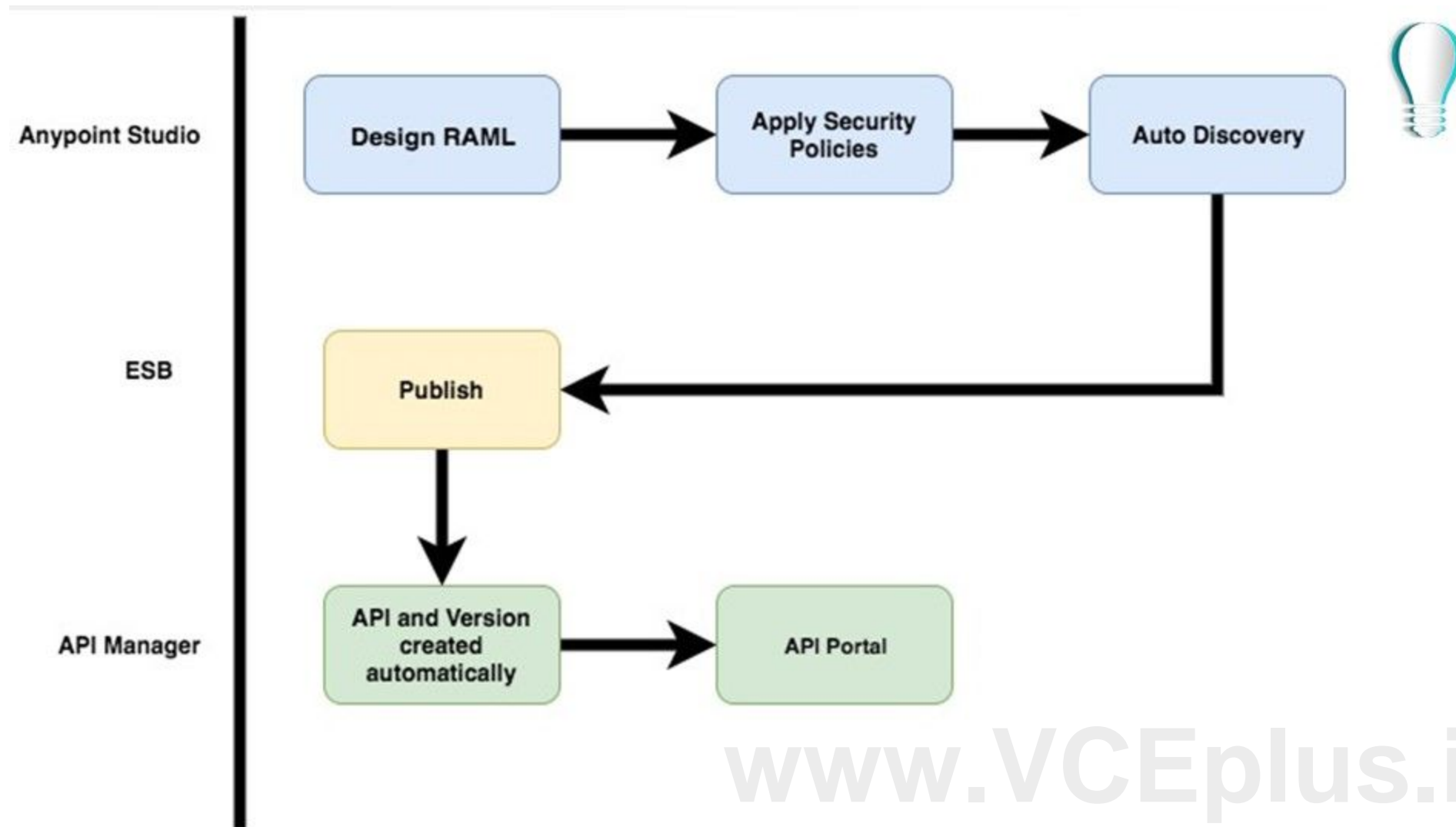
**Explanation:**

Correct answer is Publish the API to Anypoint Exchange

Anypoint Exchange makes this possible by making it discoverable in below ways

- 1) In private exchange for internal developers
- 2) In a public portal for external developers/clients

Here is diagram created by me to help you understand sequence:



www.VCEplus.io

#### QUESTION 62

What is the output of Dataweave Map operator?

- A. Map
- B. Object
- C. String
- D. Array

**Correct Answer: D**

**Section:**

**Explanation:**

Returns an array that is the result of applying a transformation function (lambda) to each of the elements.

MuleSoft Doc Ref : <https://docs.mulesoft.com/mule-runtime/4.3/dataweave-cookbook-map>

The map operator is a function in Dataweave which iterates over the items in an array and outputs them into a new array. It basically accepts input as a list of items in an array and manipulates the items in the array in order to form a new array as an output.

I have created below chart for your easier understanding:

## Important Operators

Operator	Can be applied on input which is/are	Output type	Used for
<b>map</b>	On Arrays only	Array	Array of Object
<b>mapObject</b>	On Objects only	Object	Output is an Object
<b>reduce</b>	On Arrays	Anything	To reduce into given expression
<b>pluck</b>	On Objects	Array	Same as mapObject, only difference is the output is returned as array instead of Object
<b>flatten</b>	On arrays	Single set of Array	Turns into set of subarrays to single array

www.VCEplus.io

### QUESTION 63

How can you call a subflow from Dataweave?

- A. Not possible in Mule 4
- B. Import function
- C. Lookup function
- D. Include function

**Correct Answer: C**

**Section:**

**Explanation:**

This is a trick question.

You can call only flows from DataWeave using lookup function. Note that lookup function does not support calling subflows.

A subflow needs a parent context to inherit behaviors from such as exception handling, which a flow does not need

Hence correct answer is Not possible in Mule 4

### QUESTION 64

What MuleSoft API-led connectivity layer is intended to expose part of a backend database without business logic?

- A. Data layer

- B. Process layer
- C. Experience layer
- D. System layer

**Correct Answer: D**

**Section:**

**Explanation:**

Correct answer is System layer

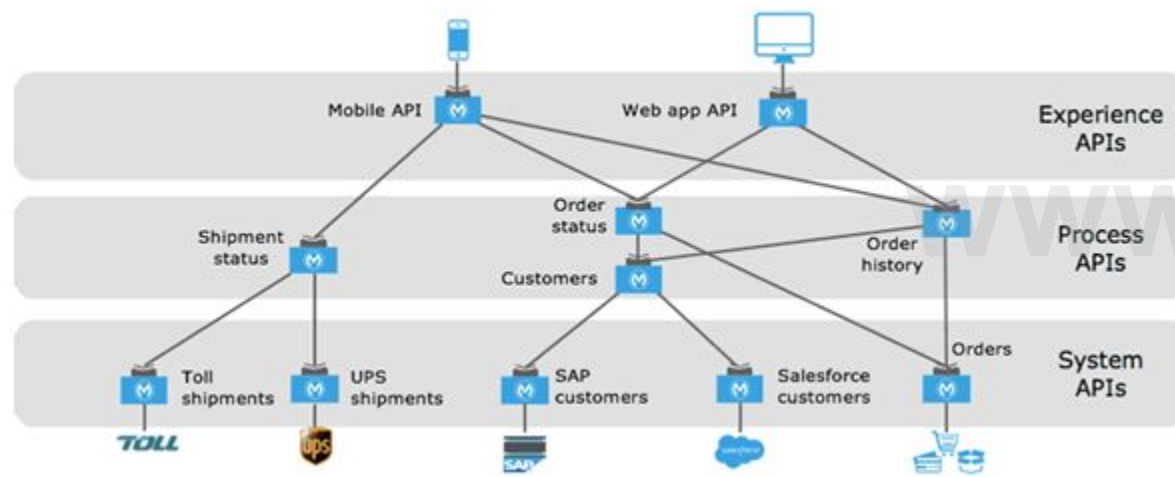
System APIs provide a means for insulating the data consumers from the complexity or changes to the underlying backend systems.

MuleSoft recommends three-layered approach to API-led connectivity, highlighting the three layers:

- \* System APIs
- \* Process APIs
- \* Experience APIs

System APIs are the core systems of record underlying core systems of record (e.g. ERPs, key customer and billing systems, databases, etc.). Process APIs allow you to define a common process which the organization can share, and these APIs perform specific functions, provide access to non-central data, and may be built by either Central IT or Line of Business IT. And finally, the Experience APIs are the means by which data can be reconfigured so that it is most easily consumed by its intended audience, all from a common data source.

The three-layered structure allows for a seamless flow of data from systems of record to new experiences, and allows for reusability of assets rather than point to point connections. This approach provides a distributed and tailored approach to architecture, greater flexibility through loose coupling, and deeper operational visibility into what is being built.



#### QUESTION 65

According to Mulesoft, how are Modern APIs treated as?

- A. Products
- B. SOAP API's
- C. Rest API's
- D. Code

**Correct Answer: A**

**Section:**

**Explanation:**

Correct answer is Products

Modern API has three features 1) Treated as products for easy consumption 2) Discoverable and accessible through self-service 3) Easily managed for security , scalability and performance

#### QUESTION 66

Refer to the exhibits.



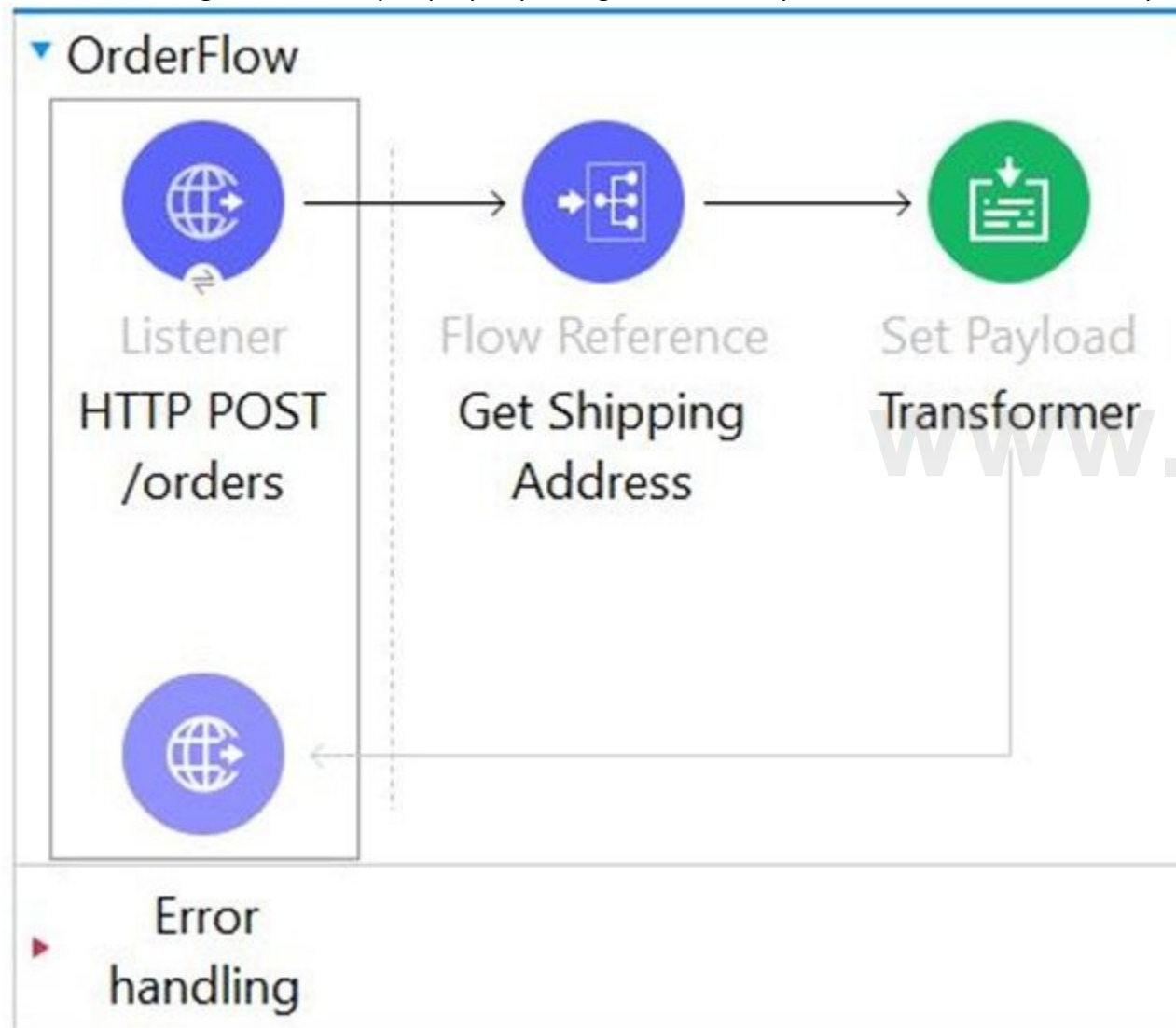
```
{
  "name": "Rohan Kulkarni"
  "order": [
    { "product": "laptop", "amount": "25000", "currency": "INR" }
  ]
}
```

This main mule application calls a separate flow called as ShippingAddress which returns the address corresponding to the name of the user sent to it as input. Output of this ShippingAddress is stored in a target variable named address.

Next set of requirement is to have a setPayload transformer which will set below two values

- 1) orderkey which needs to be set to be equal to the order element received in the original request payload.
- 2) addressKey which needs to be set to be equal to the address received in response of ShippingAddress flow

What is the straightforward way to properly configure the Set Payload transformer with the required data?



```
<flow name="OrderFlow" doc:id="db8246ce-55ce-4e71-83c7-55c2a256aaba" >
  <http:listener doc:name="HTTP POST /orders" doc:id="4abfbf51-a921-45af-b162-f97508def591" config-ref="HTTP_listener_config"
    path="/orders" allowedMethods="POST"/>
  <flow-ref doc:name="Get Shipping Address" doc:id="efb25eef-1ba1-4318-b550-71e5e27698ad" name="ShippingAddress" target="address"/>
  <set-payload value='#[output application/json]' />
</flow>
```

A mule application is being developed which will process POST requests coming from clients containing the name and order information. Sample request is as below

- A. 1. 1. { 2. 2. orderkey: 'payload.order', 3. 3. addresskey: 'vars.address' 4. 4. }
- B. 1. 1. { 2. 2. orderkey: 'attributes.shippingaddress.order', 3. 3. addresskey: 'payload' 4. }
- C. 1. 1. { 2. 2. orderkey: 'payload.order', 3. 3. addresskey: 'address' 4. }
- D. 1. 1. { 2. 2. orderkey: 'attributes.order', 3. 3. addresskey: 'vars.address' 4. }

**Correct Answer: A**

**Section:**

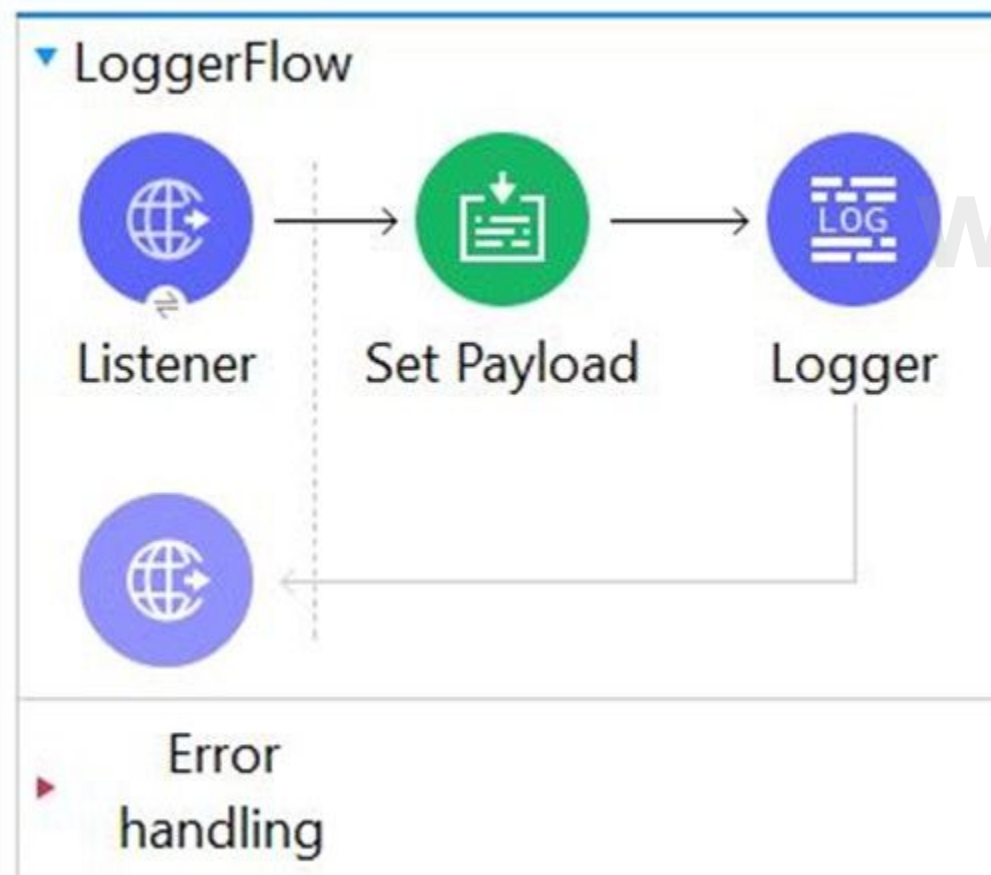
**Explanation:**

Correct answer is as below. In this case address will be stored in a variable. Hence payload will not be overwritten and will contain order details

```
{
  orderkey: 'payload.order',
  addresskey: 'vars.address'
}
```

#### QUESTION 67

Refer to the payload.



```
<flow name="LoggerFlow" doc:id="d5015e61-b3b5-4833-8c5e-ed176a3f6cb0" >
  <http:listener doc:name="Listener" doc:id="5ae3d668-7075-4236-a523-a08b03186b53" config-ref="HTTP Listener_config" path="/Log" />
  <set-payload value='#[{
    &#10;  "student": {
    &#10;    "name": "Anay",
    &#10;    "age": 6
    &#10;  }
    &#10;}]' doc:name="Set Payload" doc:id="7763301e-1fed-48fc-968d-47c1b113c867" />
  <logger level="INFO" doc:name="Logger" doc:id="8e1c416b-78bd-44fb-b0db-cd5b3d382c6d" message='Result #["INFO"++ payload]' />
</flow>
```

The Set payload transformer sets the payload to an object. The logger component's message attribute is configured with the string 'Result #['INFO'++ payload]' What is the output of logger when this flow executes?

- A. Result INFOpayload
- B. Result INFO{'student':{'name':'Anay','age':6}}
- C. 1. 1. 'You called the function '++' with these arguments: 2. 2. 1: String ('INFO') 3. 3: Object ({student: {name: 'Anay' as String {class: 'java.lang.String'},age: 6 as Numbe...})
- D. Error : You evaluated inline expression # without ++

**Correct Answer: C**

**Section:**

**Explanation:**

Correct answer is as below as concatenation operation works only with string and not with the objects. In this case payload is object.

'You called the function '++' with these arguments:

1: String ('INFO')

2: Object ({student: {name: 'Anay' as String {class: 'java.lang.String'},age

#### QUESTION 68

According to Semantic Versioning, which version would you change for incompatible API changes?

- A. No change
- B. MINOR
- C. MAJOR
- D. PATCH

**Correct Answer: C**

**Section:**

**Explanation:**

Correct answer is MAJOR

MAJOR version when you make incompatible API changes, MINOR version when you add functionality in a backwards compatible manner, and PATCH version when you make backwards compatible bug fixes.

For details refer to this documentation : <https://semver.org/>

#### QUESTION 69

How does APIkit determine the number of flows to generate from a RAML specification?

- A. Creates a separate flow for each resource
- B. Creates a separate flow for each HTTP method
- C. Creates a separate flow for each response status code
- D. Creates a separate flow for each resource that contains child resources

**Correct Answer: B**

**Section:****Explanation:**

APIKit Creates a separate flow for each HTTP method

**QUESTION 70**

What are the latest specification of RAML available?

- A. 1.2
- B. 1
- C. 0.8
- D. 2

**Correct Answer: B**

**Section:****Explanation:**

The current version of the RAML specification is 1.0

You can check RAML version in RAML definition by referring to first comment. See highlighted part in below image.



```
1  #%RAML 1.0
2  title: American Flights API
3
4  types:
5    AmericanFlight: !include /exchange_modules/68ef9520-24e9-4cf2-b2f5-
6    training-american-flight-data-type/1.0.1/AmericanFlightDataType.raml
7  traits:
```

**QUESTION 71**

How to import Core (dw::Core) module into your DataWeave scripts?

- A. #include dw::core
- B. Not needed
- C. import core
- D. import dw::core

**Correct Answer: B**

**Section:****Explanation:**

Correct answer is Not needed as dw::core module is included by default. We don't need to include it explicitly

**QUESTION 72**

A Mule application configured with Autodiscovery implements an API.  
Where is governance enforced for policies defined for this Mule application?

- A. In Runtime Manager
- B. Runtime Manager
- C. In the Mule application
- D. In API manager

**Correct Answer: D**

**Section:**

**Explanation:**

Correct answer is API manager

**QUESTION 73**

Which out of below is not an asset?

- A. Template
- B. Connector
- C. Exchange
- D. Example

**Correct Answer: C**

**Section:**

**Explanation:**

Exchange is the odd man out here. Rest all are type of asset

www.VCEplus.io



All assets

Try the new search

earch

Custom

MuleS

MuleS

 Connector



**QUESTION 74**

A Mule project contains a DataWeave module like WebStore.dwl that defines a function named loginUser. The module file is located in the project's src/main/resources/libs/etl folder. What is correct DataWeave code to import all of the WebStore.dwl file's functions and then call the loginUser function for the login 'Todd.Pal@mulesoft.com'?

- A. 1. 1. import libs.etl 2. 2. --- 3. 3. WebStore.loginUser('Todd.Pal@mulesoft.com')
- B. 1. 1. import \* from libs::etl 2. 2. --- 3. 3. WebStore::loginUser('Todd.Pal@mulesoft.com')
- C. 1. 1. import libs.etl.WebStore 2. 2. --- 3. 3. loginUser('Todd.Pal@mulesoft.com')
- D. 1. 1. import \* from libs::etl::WebStore 2. 2. --- 3. 3. loginUser('Todd.Pal@mulesoft.com')

**Correct Answer: D**

**Section:**

**Explanation:**

\* To use custom modules, you need to import the module or functions you want to use by adding the import directive to the head of your DataWeave script, for example:

1) Does not identify any functions to import from the String module:

```
import dw::core::Strings
```

2) To identify a specific function to import from the String module:

```
import camelize, capitalize from dw::core::Strings
```

3) To import all functions from the String module:

```
import * from dw::core::Strings
```

The way you import a module impacts the way you need to call its functions from a DataWeave script. If the directive does not list specific functions to import or use \* from to import all functions from a function module, you need to specify the module when you call the function from your script.

\* In given scenario, it's mentioned to import all of the WebStore.dwl

So correct answer is:

**QUESTION 75**

According to MuleSoft, what is the Center for Enablement's role in the new IT operating model?

- A. Implements line of business projects to enforce common security requirements
- B. Creates and manages discoverable assets to be consumed by line of business developers
- C. Centrally manages partners and consultants to implement line of business projects
- D. Implements line of business projects to enforce common security requirements

**Correct Answer: B**

**Section:**

**Explanation:**

Correct answer is Creates and manages discoverable assets to be consumed by line of business developers.

C4E does not get directly involved in projects.

**QUESTION 76**

What is the correct way to format the decimal 200.1234 as a string to two decimal places?

- A. 200.1234 as string as format: '.0#'
- B. 200.1234 as String {format: '.0#'}
- C. 200.1234 as String as format: '.0#'
- D. 200.1234 as string {format: '.0#'}

**Correct Answer: B**

**Section:**

**Explanation:**

Correct answer is 200.1234 as String {format: '.0#'} . Rest all options are not syntactically correct.

**QUESTION 77**

The new RAML spec has been published to Anypoint Exchange with client credentials.

What is the next step to gain access to the API?

- A. Request access to the API in Anypoint Exchange
- B. Email the owners of the API
- C. Create a new client application
- D. No additional steps needed

**Correct Answer: A**

**Section:**

**Explanation:**

Correct answer is Request access to the API in Anypoint Exchange. This way we can get clientId and Client secret which we can use to access the API

**QUESTION 78**

Correct answer is {customerID}.

- A. var toUpper(userName) -> upper(userName)
- B. fun toUpper(userName) = upper(userName)
- C. fun toUpper(userName) -> upper(userName)
- D. var toUpper(userName) = upper(userName)

www.VCEplus.io

**Correct Answer: B**

**Section:**

**Explanation:**

A function named toUpper needs to be defined that accepts a string named userName and returns the string in uppercase.

What is the correct DW code to define the toUpper function?

**QUESTION 79**

In the Database On Table Row operation, what does the Watermark column enable the On Table Row operation to do?

- A. To avoid duplicate processing of records in a database.
- B. To delete the most recent records retrieved from a database to enable database caching
- C. To enable duplicate processing of records in a database
- D. To save the most recent records retrieved from a database to enable database caching

**Correct Answer: A**

**Section:**

**Explanation:**

The correct answer is To avoid duplicate processing of records in a database.

If a watermark column is provided, the values taken from that column are used to filter the contents of the next poll, so that only rows with a greater watermark value are returned. If an ID column is provided, this component automatically verifies that the same row is not picked twice by concurrent polls.

Mule doc reference : <https://docs.mulesoft.com/db-connector/1.8/database-documentation#listener>

**QUESTION 80**

Refer to the exhibits.

```
1 %dw 2.0
2 output application/xml
3 var conductorIds = [592,921]
4 ---
5 |
```

```
<?xml version='1.0' encoding='UTF-8'?>
<trains>
  <train>
    <engineerId>592</engineerId>
  </train>
  <train>
    <engineerId>921</engineerId>
  </train>
</trains>
```

What DataWeave expression transforms the conductorIds array to the XML output?

- A. 1. 1. trains: 2. 2. conductorIds map ((engId, index) -> 3. 3. train: { 4. 4. engineerId: engId 5. 5. } 6. 6. )
- B. 1. 1. { trains: 2. 2. 3. 3. conductorIds map ((engId, index) -> 4. 4. train: { 5. 5. engineerId: engId 6. 6. } 7. 7. ) 8. 8. }
- C. 1. 1. trains: 2. 2. {( 3. 3. conductorIds map ((engId, index) -> 4. 4. train: { 5. 5. engineerId: engId 6. 6. } 7. 7. ) 8. 8. )}
- D. 1. 1. {( trains: 2. 2. 3. 3. conductorIds map ((engId, index) -> 4. 4. train: { 5. 5. engineerId: engId 6. 6. } 7. 7. ) 8. 8. )}

**Correct Answer: C**

**Section:**

**Explanation:**

Points to remember:

- \* XML must have a root element.
- \* XML only allows one root element
- \* To avoid multiple root issues, you must create a root element for the XML output, whenever we transform output
- \* When mapping array elements (JSON or JAVA) to XML, wrap the map operations in {(..)}
- { } are defining the object
- ( ) are transforming each element in the array as a key/value pair
- \* The transformation to XML would fail if the above mentioned considerations were not taken into account.
- \* Thus the transformation script declares a root element as trains and wraps the data in "{( )}".

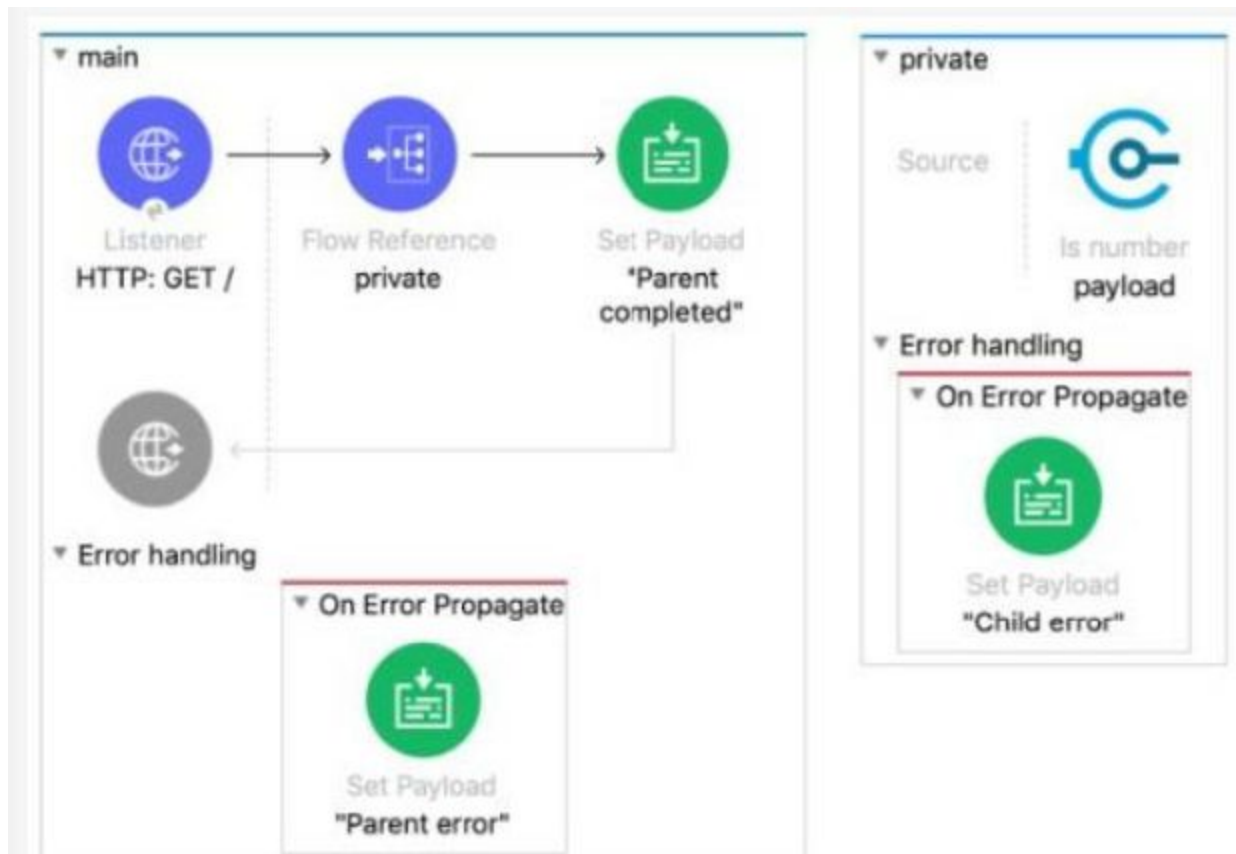
Whenever you see such type of question, always look out for root element followed by {( )} wrapping map.

I call this a 'Wrap The Map' scenario. Hope it would help you remember !

#### QUESTION 81

Refer to the exhibits.

www.VCEplus.io



The Mule application does NOT define any global error handlers.

The Validation component in the private flow throws an error

What response message is returned to a web client request to the main flow's HTTP Listener?

```

<http:listener-config name="HTTP_Listener_config" doc:name="HTTP Listener config" >
  <http:listener-connection host="0.0.0.0" port="8081" />
</http:listener-config>

<flow name="main" >
  <http:listener doc:name="HTTP: GET /" config-ref="HTTP_Listener_config" path="/" />
  <flow-ref doc:name="private" name="private"/>
  <set-payload value="Parent completed" doc:name="Parent completed" />
  <error-handler>
    <on-error-propagate enableNotifications="true" logException="true" doc:name="On Error Propagate" >
      <set-payload value="Parent error" doc:name="Parent error" />
    </on-error-propagate>
  </error-handler>
</flow>

<flow name="private" >
  <validation:is-number numberType="INTEGER" doc:name="payload" value="#[payload]"
    message="Validation Error" />
  <error-handler>
    <on-error-propagate enableNotifications="true" logException="true" doc:name="On Error Propagate" >
      <set-payload value="Child error" doc:name="Child error" />
    </on-error-propagate>
  </error-handler>
</flow>
  
```

- A. 'Child error'
- B. 'Parent error'
- C. 'Validation Error'
- D. 'Parent completed'

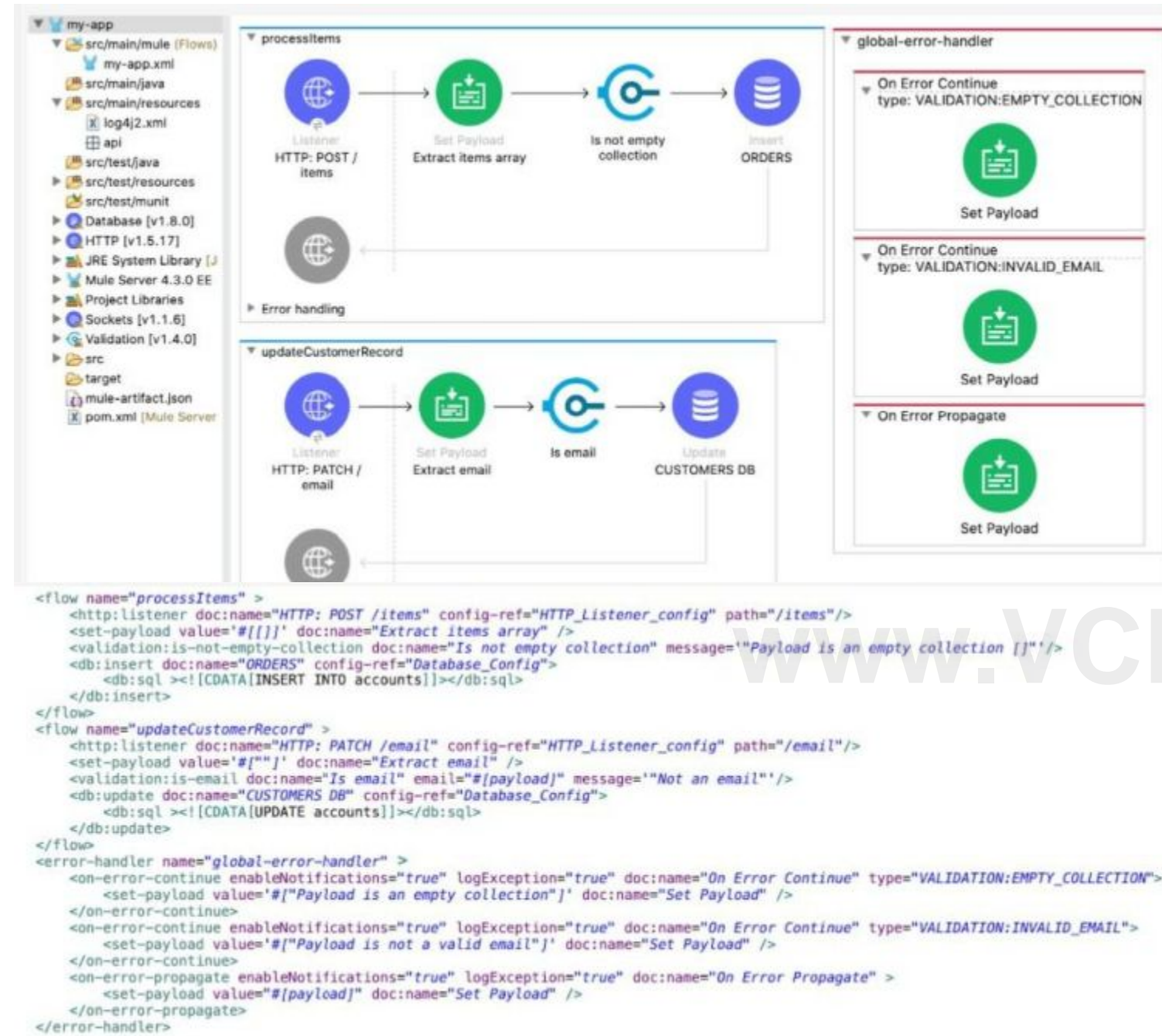
Correct Answer: C



Section:

## QUESTION 82

Refer to the exhibits.



The my-app.xml file contains an Error Handler scope named 'global-error-handler'

The Error Handler scope needs to be set to be the default error handler for every flow in the Mule application

Where and how should the value 'global-error-handler' be added in the Mule project so that the Error Handler scope is the default error handler of the Mule application?

- A. In the mule-artifact.json file, as the value of a key-value pair
- B. In the Validation folder as the value of a global element in the error-handling.yaml file
- C. In the pom.xml file, as the value of a global element
- D. In the my-app.xml file, as an attribute of a configuration element

**Correct Answer: D**

Section:

### QUESTION 83

Refer to the exhibits.



A Mule application is being developed to process web client POST requests with payloads containing order information including the user name and purchased items. The Shipping connector returns a shipping address for the input payload's user name. The Shipping connector's Shipping Address operation is configured with a target named shippingAddress.

The Set Payload transformer needs to set an item key equal to the items value from the original received payload and a shippingInfo key equal to the ShippingAddress operation's response.

What is a straightforward way to properly configure the Set Payload transformer with the required data?

A)

```
{
  items: attributes.shippingAddress.items
  shippingInfo: payload
}
```

B)



```
{
  items: payload.items,
  shippingInfo: vars.shippingAddress
}
```

C)

```
{
  items: payload.items,
  shippingInfo: shippingAddress
}
```

D)

```
{
  items: vars.shippingAddress.items
  shippingInfo: payload
}
```

- A. Option A
- B. Option B
- C. Option C
- D. Option D

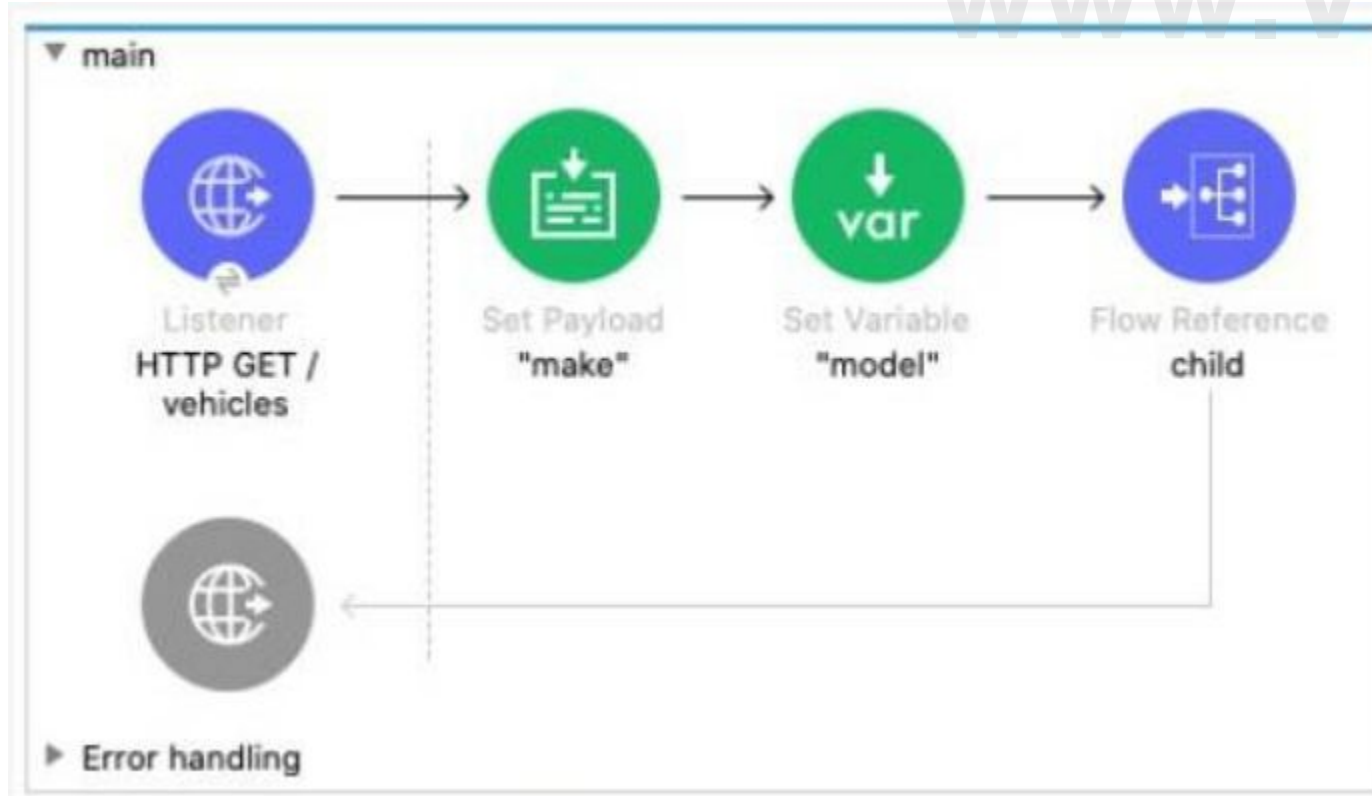
**Correct Answer: B**

**Section:**

#### QUESTION 84

Refer to the exhibits.

www.VCEplus.io





The main flow contains a Flow Reference component configured to call the child flow. What part(s) of a Mule event passed to the Flow Reference component are available in the child flow?

- A. The payload and all attributes
- B. The payload and all variables
- C. The entire Mule event
- D. The payload

**Correct Answer: B**

**Section:**

#### QUESTION 85

Refer to the exhibit.

How should the WHERE clause be changed to set the city and state values from the configured input parameters?

Query

SQL Query Text:

```
SELECT * FROM accounts
WHERE city = attributes.queryParams.city AND
state = attributes.queryParams.state
```

Input Parameters:

```
1 {
2   city: attributes.queryParams.city,
3   state: attributes.queryParams.state
4 }
```

A)

```
WHERE city = :city AND state = :state
```

B)

WHERE city = attributes.city AND state = attributes.state

C)

WHERE city := \${city} AND state := \${state}

D)

WHERE city = #[city] AND state = #[state]

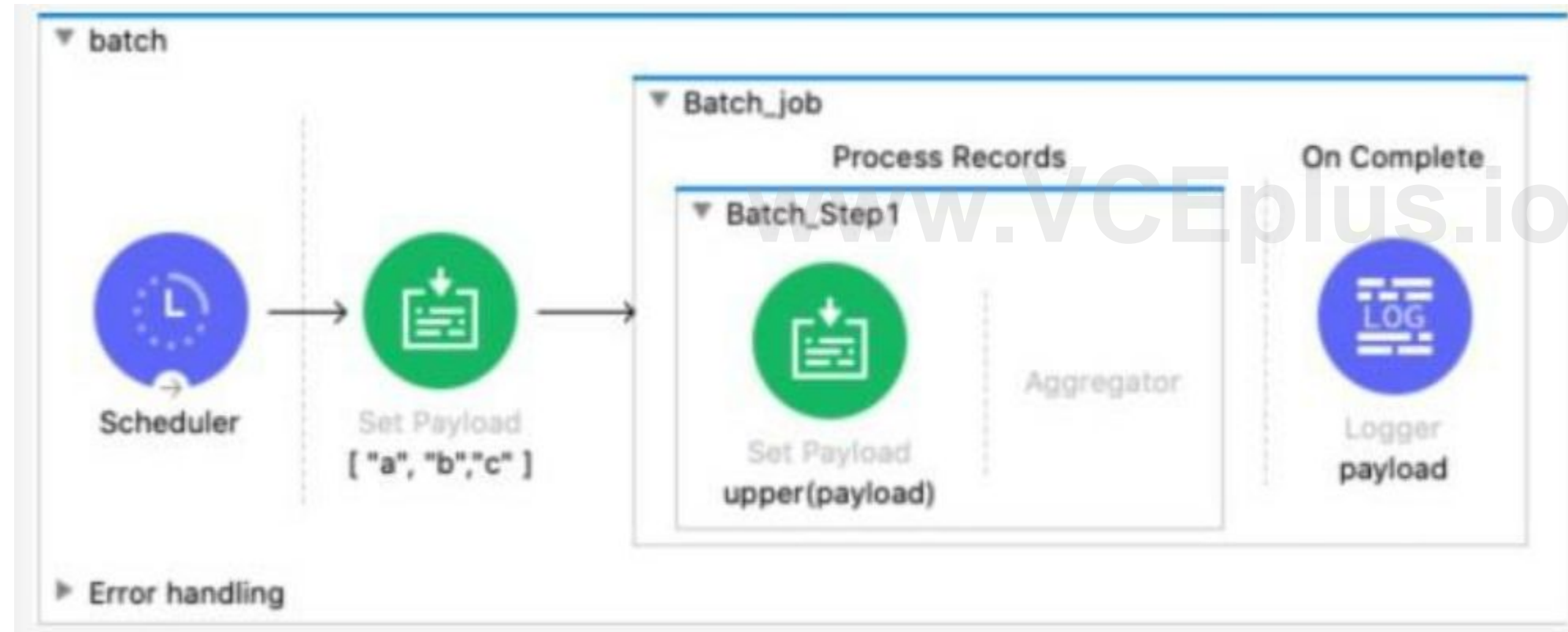
- A. Option A
- B. Option B
- C. Option C
- D. Option D

**Correct Answer: A**

**Section:**

#### QUESTION 86

Refer to the exhibits.



```
<flow name="batch" >
  <scheduler doc:name="Scheduler" >
    <scheduling-strategy >
      <fixed-frequency frequency="10000" />
    </scheduling-strategy>
  </scheduler>
  <set-payload value='#[["a", "b", "c"]]' doc:name='["a", "b", "c"]' />
  <batch:job jobName="Batch_job" >
    <batch:process-records >
      <batch:step name="Batch_Step1" >
        <set-payload value='#[upper(payload)]' doc:name='upper(payload)' />
      </batch:step>
    </batch:process-records>
    <batch:on-complete >
      <logger level="INFO" doc:name="payload" message="#[payload]" />
    </batch:on-complete>
  </batch:job>
</flow>
```

The Batch Job scope processes the array of strings

After the Batch Job scope completes processing the input payload what information is logged by the Logger component?

A)

Total Records processed: 1

Successful records: 1

Failed Records: 0

payload: [ "A", "B", "C" ]

B)

Total Records processed: 3

Successful records: 3

Failed Records: 0

payload: [ "A", "B", "C" ]

C)

Total Records processed: 3

Successful records: 3

Failed Records: 0

D)

[ "A", "B", "C" ]

A. Option A

B. Option B

C. Option C

www.VCEplus.io

D. Option D

**Correct Answer: C**

**Section:**

**QUESTION 87**

A Mule project contains a DataWeave module file WebStore.dvA that defines a function named loginUser. The module file is located in the projects src/main/resources/libs/dw folder.

What is correct DataWeave code to import all of the WebStore.dwl file's functions and then call the loginUser function for the login 'cindy.park@example.com'?

A)

```
import libs.dw
---
WebStore.loginUser( "cindy.park@example.com" )
```

B)

```
import * from libs::dw
---
WebStore::loginUser( "cindy.park@example.com" )
```

C)

```
import libs.dw.WebStore
---
loginUser( "cindy.park@example.com" )
import * from libs::dw::WebStore
---
loginUser( "cindy.park@example.com" )
```

www.VCEplus.io

A. Option A

B. Option B

C. Option C

D. Option D

**Correct Answer: D**

**Section:**

**QUESTION 88**

Refer to the exhibits.



Input payload:

```
[
  {"size": "large", "amount": 1000, "price": 400.00},
  {"size": "medium", "amount": 400, "price": 600.00},
  {"size": "small", "amount": 1, "price": 800.00}
]
```

▼ Batch\_job

Process Records

On Complete



```
<batch:job jobName="Batch_job" maxFailedRecords="-1">
  <batch:process-records>
    <batch:step name="lessThan500" acceptExpression="#[payload.amount < 500]" acceptPolicy="ALL">
      <set-payload value="#[{"amount": payload.amount + 100}]" doc:name="{\"amount\": payload.amount + 100}" />
      <logger level="INFO" doc:name="payload" message="#[payload]" />
    </batch:step>
    <batch:step name="greaterThan200" acceptExpression="#[ payload.amount > 200 ]" acceptPolicy="ALL">
      <set-payload value="#[{"step2amount: payload.amount}]" doc:name="{step2amount: payload.amount}" />
      <logger level="INFO" doc:name="payload" message="#[payload]" />
    </batch:step>
  </batch:process-records>
</batch:job>
```

The Batch Job scope contains two Batch Step scopes with different accept expressions.

The input payload is passed to the Batch Job scope.

After the entire payload is processed by the Batch Job scope, what messages have been logged by the Logger components?

A)

```
{ "amount": 500 }
{ "amount": 101 }
{ "step2amount": 1000 }
```

B)



```
{ "amount": 500 }  
{ "amount": 601 }  
{ "step2amount": 1000 }  
{ "step2amount": 500 }  
{ "step2amount": 601 }
```

```
{ "amount": 500 }  
{ "amount": 101 }  
{ "step2amount": 1000 }  
{ "step2amount": 500 }
```

D)

```
{ "amount": 500 }  
{ "amount": 101 }  
{ "step2amount": 1000 }  
{ "step2amount": 400 }
```

- A. Option A
- B. Option B
- C. Option C
- D. Option D

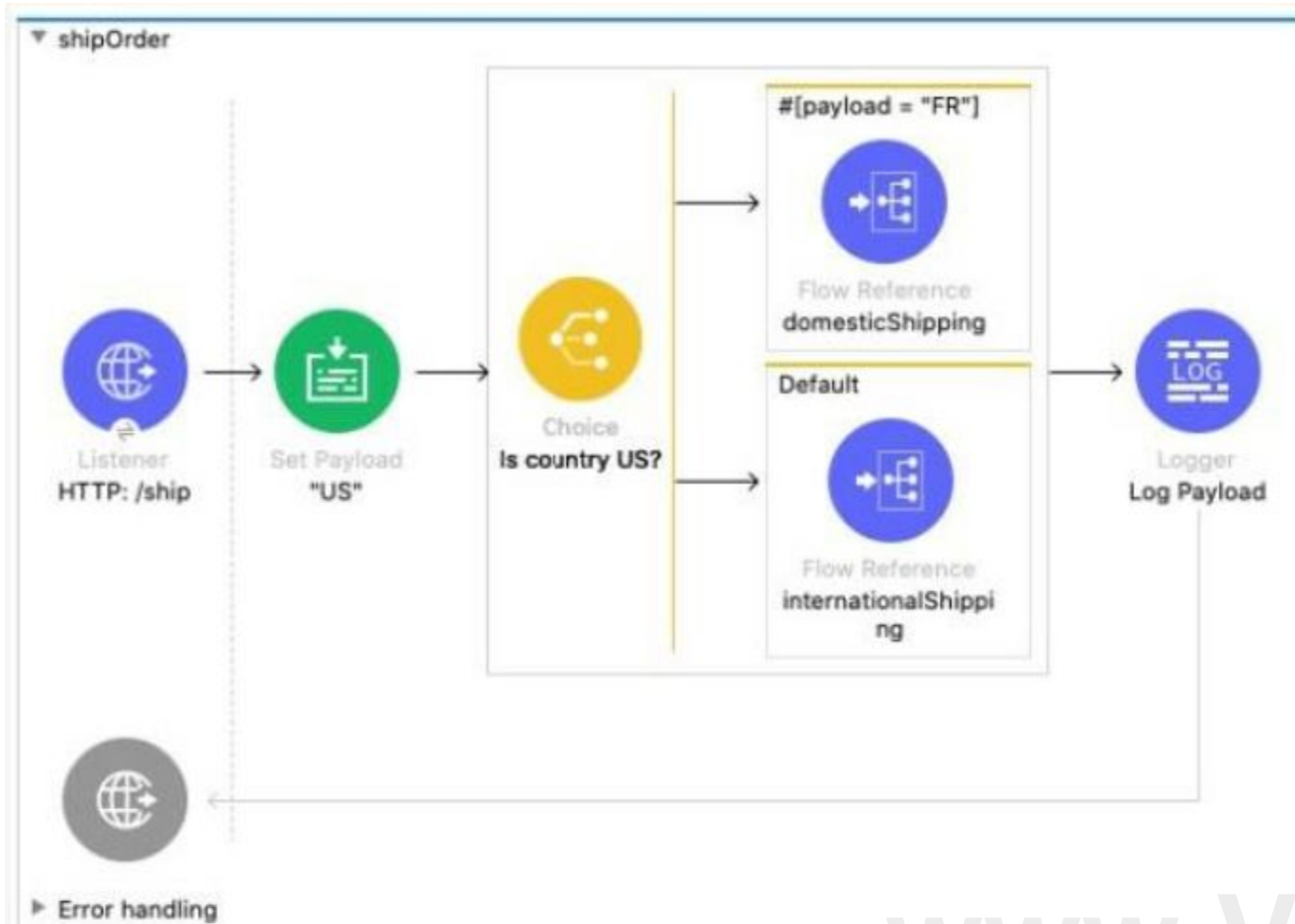
**Correct Answer: C**

**Section:**

**QUESTION 89**

Refer to the exhibits.

www.VCEplus.io



In the Choice router, the When expression for the domesticShipping route is set to '#[payload = 'FR']'. What is logged after the Choice router completes?

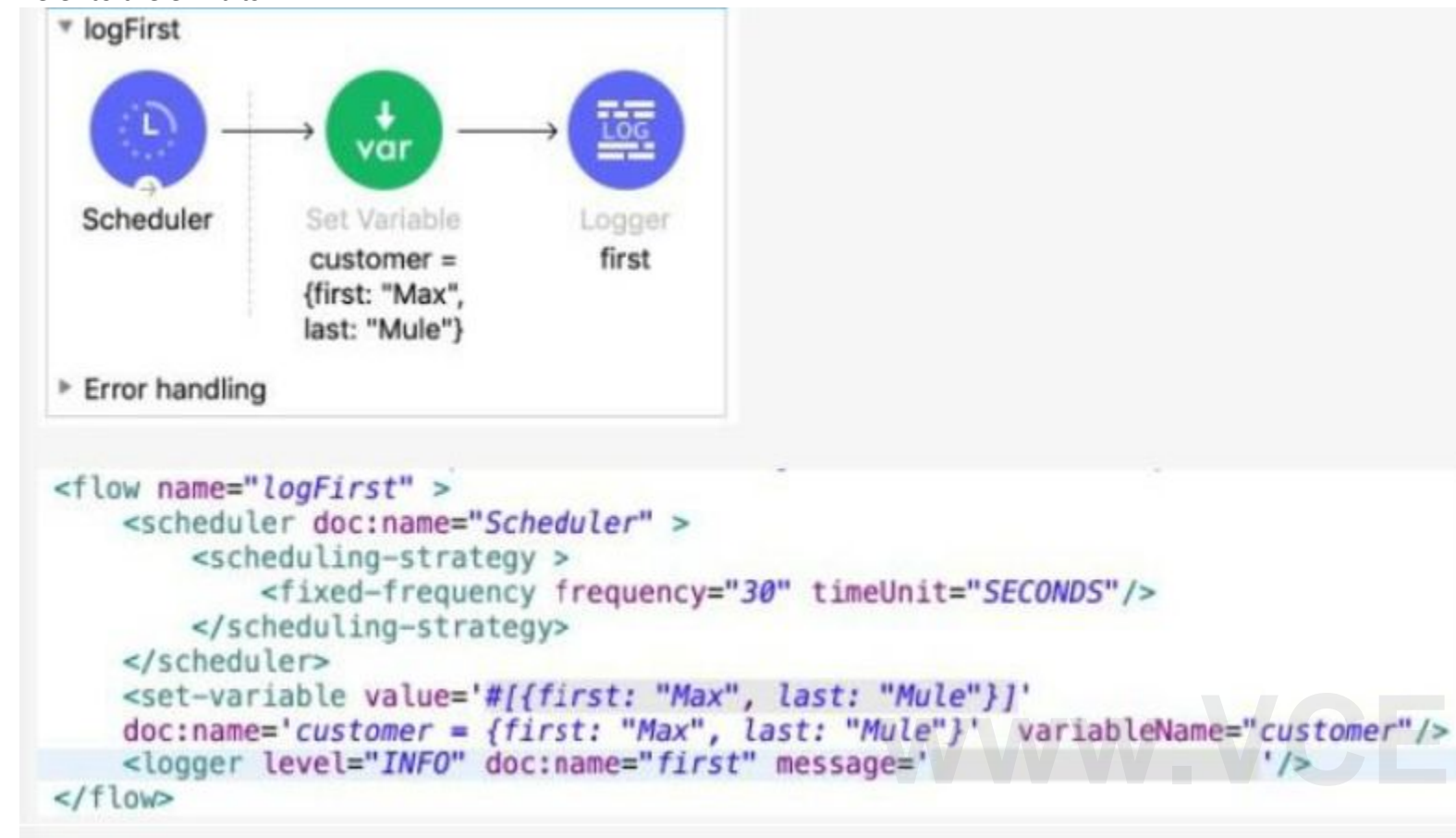
- A. A string with value 'FR'
- B. A DataWeave syntax error
- C. The result of the internationalShipping flow
- D. The result of the domesticShipping flow

Correct Answer: B

Section:

#### QUESTION 90

Refer to the exhibits.



The Set Variable transformer is set with value # [ [ first 'Max' last 'Mule' ] ].

What is a valid DataWeave expression to set as the message attribute of the Logger to access the value 'Max' from the Mule event?

- A. vars 'customer first'
- B. 'customer first'
- C. customer first
- D. vars 'customer' 'first'

Correct Answer: D

Section:

#### QUESTION 91

Refer to the exhibit.

Basic Settings

Connector configuration: HTTP\_Listener\_config

General

Path: /accounts/

What is the correct syntax to add a customer ID as a URI parameter in an HTTP Listener's path attribute?

- A. (customerID)
- B. {customerID}
- C. #[customerID]
- D. \${customerID}

**Correct Answer: B**

**Section:**

#### QUESTION 92

A web client sends one GET request to the test flow's HTTP Listener, which causes the test flow to call the updateTemp flow. After the test flow returns a response, the web client then sends a different GET request to the getTemp flow's HTTP Listener. The test flow is not called a second time.

What response is returned from the request to the getTemp flow's HTTP Listener?



```
<http:request-config name="HTTP_Request_configuration" doc:name="HTTP Request configuration" >
  <http:request-connection host="localhost" port="8081" />
</http:request-config>
<flow name="test" >
  <http:listener doc:name="HTTP: GET /test" config-ref="HTTP_Listener_config" path="test"/>
  <set-payload value="#[output application/json
[ 70,65,100,60,85 ]]" doc:name="[
  70,
  65,
  100,
  60,
  85
]" />
  <foreach doc:name="For Each" collection="payload">
    <http:request method="POST" doc:name="HTTP: POST /updateTemp" path="/updateTemp"
      config-ref="HTTP_Request_configuration"/>
  </foreach>
</flow>
<flow name="updateTemp" >
  <http:listener doc:name="HTTP POST /updateTemp" config-ref="HTTP_Listener_config" path="updateTemp"/>
  <os:store doc:name="Store payload in temp key in Object Store" key="temp" failOnNullValue="false"/>
</flow>
<flow name="getTemp" >
  <http:listener doc:name="HTTP: GET /getTemp" config-ref="HTTP_Listener_config" path="getTemp"/>
  <os:retrieve-all doc:name="Retrieve all"/>
  <set-payload value="#[output application/json --- payload]" doc:name="output application/json --- payload" />
  <logger level="INFO" />
</flow>
```

A)

```
{
  "temp": [70,65,100,60,85]
}
```

B)

```
{
  "temp": "100"
}
```

C)

```
{
  "temp": "85"
}
```

D)

```
{
  "temp": 70,
  "temp": 65,
  "temp": 100,
  "temp": 60,
  "temp": 85
}
```

www.VCEplus.io

- A. Option A
- B. Option B
- C. Option C
- D. Option D

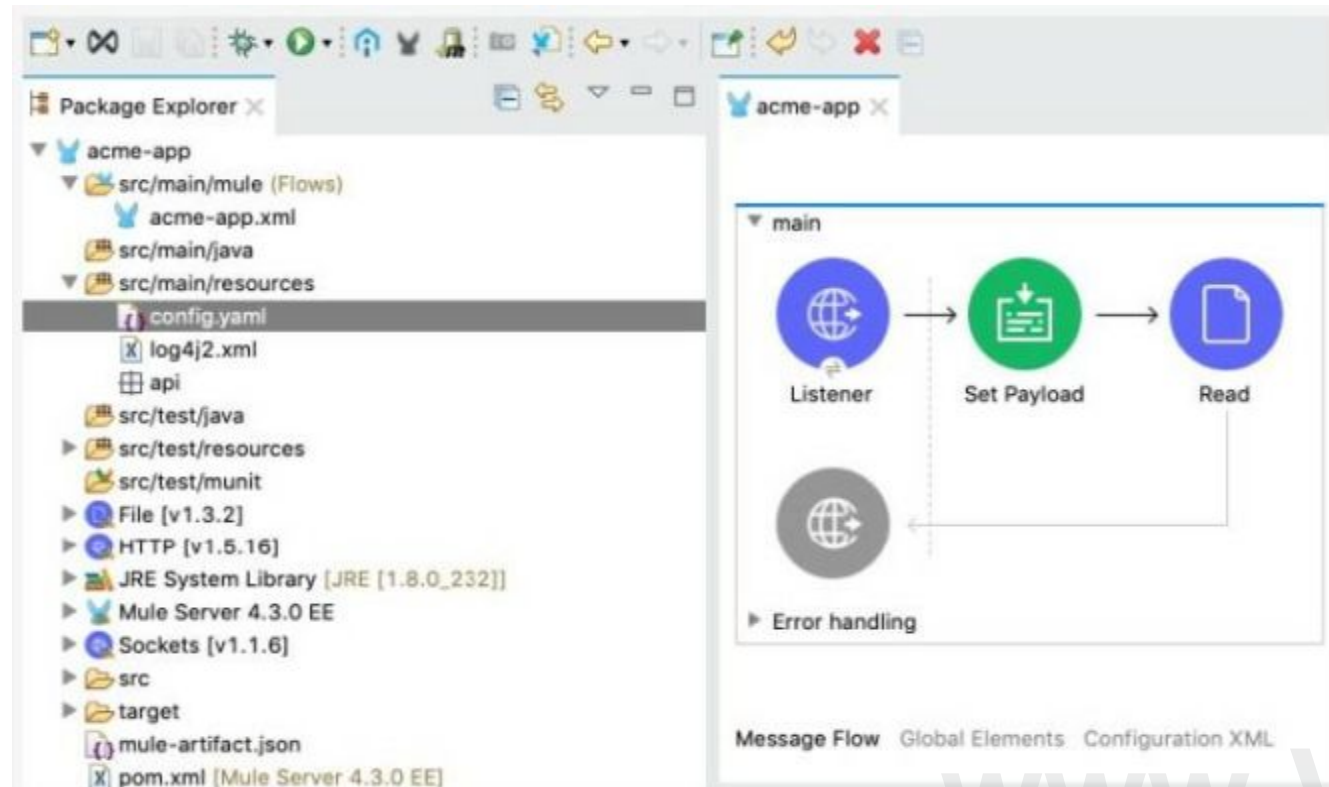


**Correct Answer: C**

**Section:**

### QUESTION 93

Refer to the exhibit.



The Mule application's connectors are configured with property placeholders whose values are set in the config.yaml file. What must be added to the Mule application to link the config.yaml file's values with the property placeholders?

- A. A configuration-properties element in the acme-app.xml file
- B. A dependency element in the pom.xml file
- C. A file-config element in the acme-app.xml file
- D. A propertiesFile key/value pair in the mule-artifact.json file

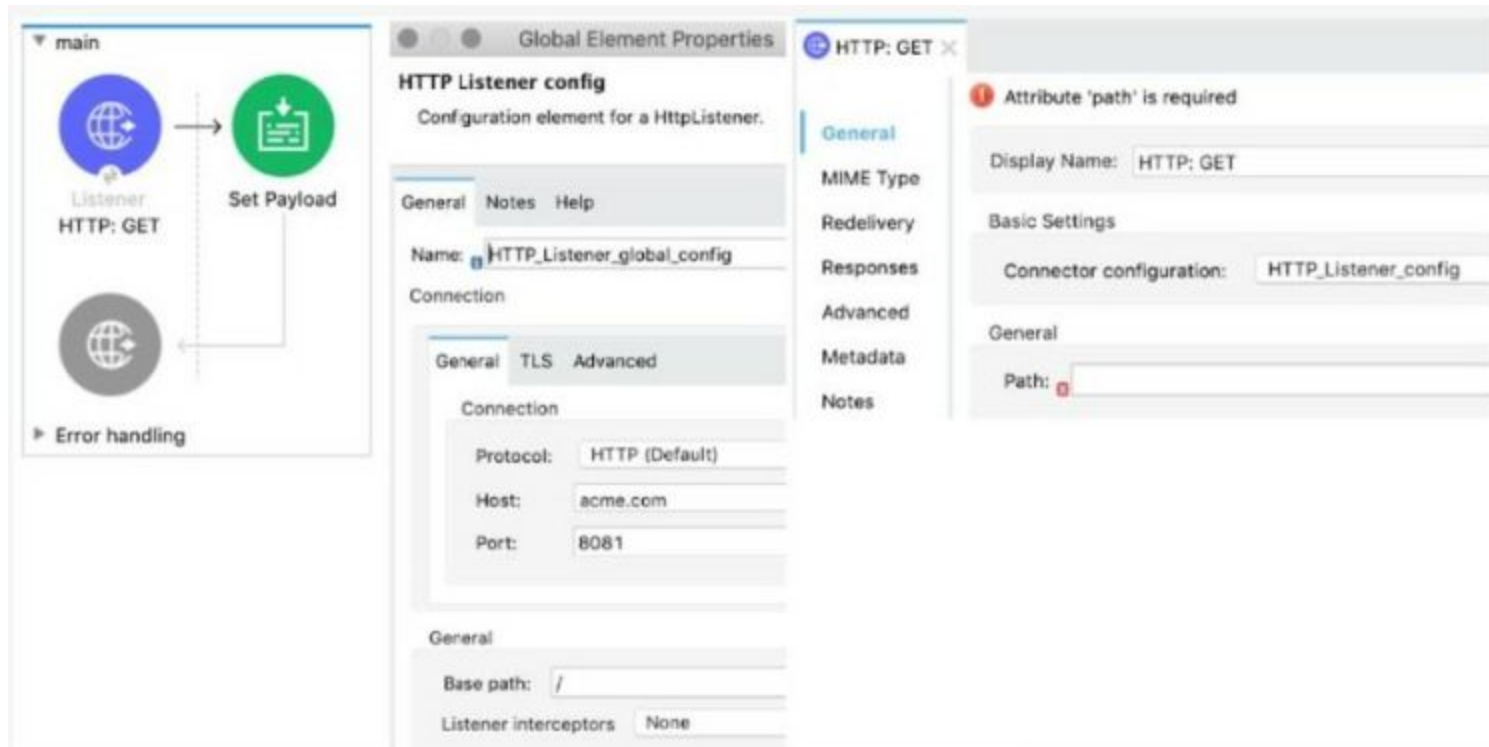
**Correct Answer: A**

**Section:**

### QUESTION 94

Refer to the exhibits.





The Mule application implements a REST API that accepts GET requests from web clients on the URLs: `http://acme.com/order/status` and `http://vacme.com/customer/status`. What path value can be set in the HTTP GET event source to accept web client requests from both of these URLs?

- A. `*[order,customer]/status`
- B. `*/status`
- C. `?[order,customer]/status`
- D. `*status`

**Correct Answer: B**  
**Section:**

#### QUESTION 95

Refer to the exhibits. The webClient flow sends requests to the mockServer Row's HTTP Listener. An HTTP: METHOD\_NOT\_ALLOWED error is thrown each time the webClient flow executes. What attribute value must be changed in the webClient flow's HTTP Request operation to prevent this error from being thrown?

- A. Change the method attribute's value to 'POST'
- B. Change the path attribute's value to `/api/partners/fastShopping'`
- C. Change the protocol attribute's value to 'HTTPS'
- D. Change the method attribute's value to '\*'

**Correct Answer: A**  
**Section:**

#### QUESTION 96

Refer to the exhibit. APIkit is used to generate flow components for the RAML specification. How many apikit:router XML elements are generated to handle requests to every endpoint defined in the RAML specification?

[www.VCEplus.io](http://www.VCEplus.io)

```
orders.raml

/orders:
  get:
  post:
/order:
  get:
  patch:
/reports:
  get:
```

- A. 3
- B. 5
- C. 2
- D. 1

**Correct Answer: D**

**Section:**

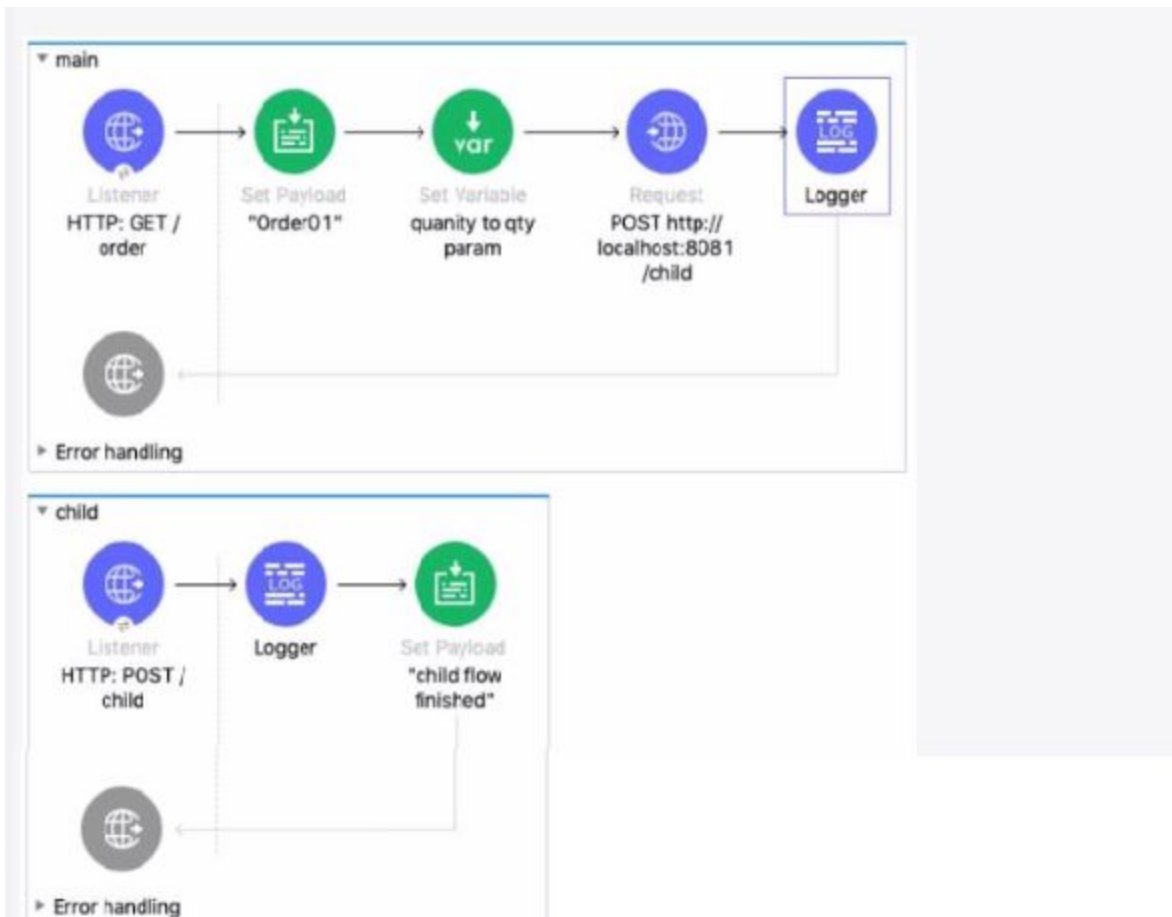
#### QUESTION 97

Refer to the exhibits. The main flow contains an HTTP Request operation configured to call the child flow's HTTP Listener.

A web client sends a GET request to the HTTP Listener with the sty query parameter set to 30.

After the HTTP Request operation completes, what parts of the Mule event at the main flow's Logger component are the same as the Mule event that was input to the HTTP Request operation?

www.VCEplus.io



```
<http:listener-config name="HTTP_Listener_config" doc:name="HTTP Listener config" >
  <http:listener-connection host="0.0.0.0" port="8081" />
</http:listener-config>

<flow name="main" >
  <http:listener doc:name="HTTP: GET /order" config-ref="HTTP_Listener_config" path="/order"/>
  <set-payload value='Order01' doc:name="Order01" />
  <set-variable value="#[attributes.queryParams.qty]" doc:name="quantity to qty param"
    variableName="quantity"/>
  <http:request method="POST" doc:name="POST http://localhost:8081/child"
    url="http://localhost:8081/child"></http:request>
  <logger level="INFO" doc:name="Logger" message="#[output application/json ---
    { flow: "parent", qtyAttribute: attributes.queryParams.qty, quantityVar: vars.quantity, payload: payload }]/>
</flow>

<flow name="child" >
  <http:listener doc:name="HTTP: POST /child" config-ref="HTTP_Listener_config" path="/child"/>
  <logger level="INFO" doc:name="Logger"
    message="#[output application/json ---
    { flow: "child", qtyAttribute: attributes.queryParams.qty, quantityVar: vars.quantity, payload: payload }]/>
  <set-payload value="child flow finished" doc:name="child flow finished" />
</flow>
```

www.VCEplus.io

- A. The payload and all variables
- B. All variables
- C. The entire Mule event
- D. The payload and all attributes

**Correct Answer: A**  
**Section:**

**QUESTION 98**

What of the below is not a feature of API Notebooks?

- A. API documentation
- B. Creates a client for an API
- C. Creates a mock service for an API
- D. Perform authenticated live calls on a real server

**Correct Answer: C**

**Section:**

**Explanation:**

Correct answer is Creates a mock service for an API

API Notebook is an open source, shareable web application for API documentation, interactive API tutorial and example generation, and a client for your API endpoints. Using API Notebook, you can make requests and quickly transform the responses into readable format. However it cannot be used to mock service for an API.

MuleSoft Doc Ref : <https://docs.mulesoft.com/api-manager/1.x/api-notebook-concept>

**QUESTION 99**

What is the trait name you would use for specifying client credentials in RAML?

- A. headers
- B. client-id
- C. client-id-required
- D. cannot be specified in RAML

**Correct Answer: C**

**Section:**

**Explanation:**

client-id-required enforces clients to add client\_id and client\_secret.

Please refer to below steps.

Add a section called traits: at the root level to define query parameters:

traits:

- client-id-required:

queryParameters:

client\_id:

type: string

client\_secret:

type: string

2) Reference the trait in each of the methods to specify that each of the methods require these query parameters. After each method in the RAML file, add is: [client-id-required]. For example:

/users:

get:

is: [client-id-required]

description: Gets a list of JSONPlaceholder users.

**QUESTION 100**

A flow has a JMS Publish consume operation followed by a JMS Publish operation. Both of these operations have the default configurations. Which operation is asynchronous and which one is synchronous?

- A. Publish consume: Synchronous. Publish: Asynchronous.
- B. Publish consume: Asynchronous. Publish: Synchronous

www.VCEplus.io

- C. Publish consume: Asynchronous. Publish: Asynchronous
- D. Publish consume: Synchronous. Publish: Synchronous

**Correct Answer: A**

**Section:**

**Explanation:**

Publish consume: Synchronous. Publish: Asynchronous.

#### QUESTION 101

How are query parameters dynamically passed to an outbound REST request using an HTTP Request operation?

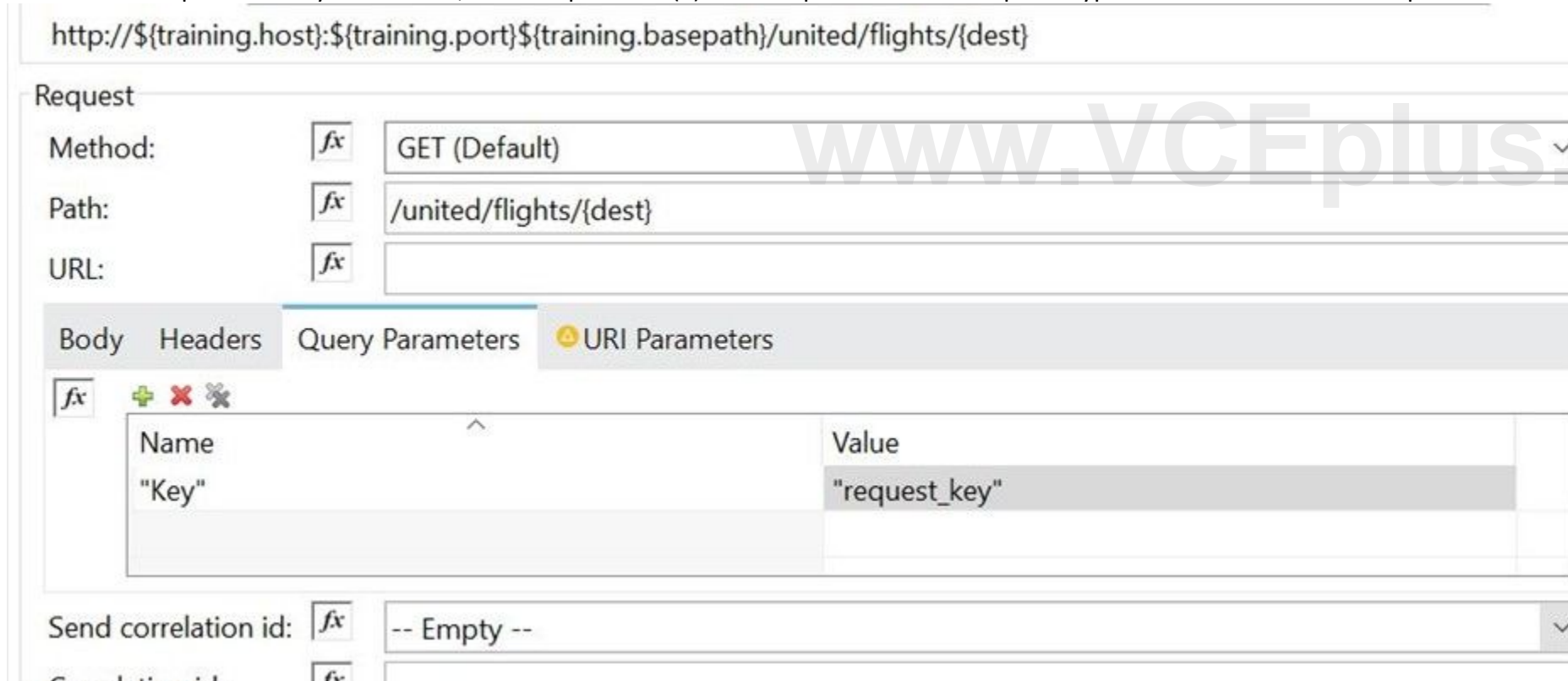
- A. As query parameters in the HTTP Request operation
- B. As URI parameters in the HTTP Request operation
- C. In the Mule event's payload
- D. As flow variables

**Correct Answer: A**

**Section:**

**Explanation:**

In General > Request > Query Parameters, click the plus icon (+) to add a parameter to a request. Type a name and value for the parameter or use a DataWeave expression to define the name and value.



http://\${training.host}:\${training.port}\${training.basepath}/united/flights/{dest}

**Request**

Method:

Path:

URL:

**Body Headers Query Parameters URI Parameters**

Name	Value
"Key"	"request_key"

Send correlation id:

#### QUESTION 102

Refer to the exhibits. The Mule application does NOT define any global error handlers.

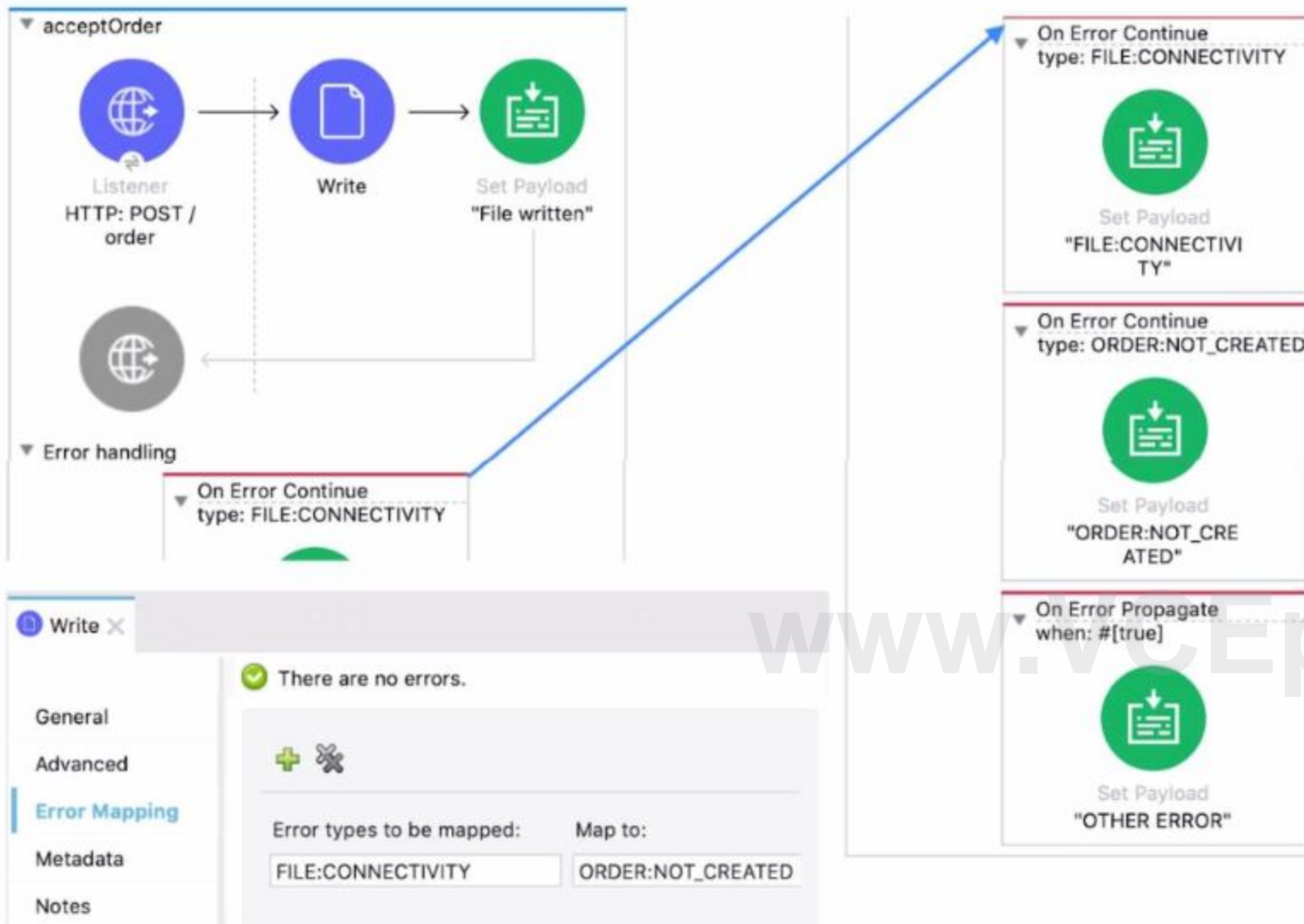
A web client sends a POST request to the Mule application with this input payload. The File Write operation throws a FILE: CONNECTIVITY error.

What response message is returned to the web client?



# Input payload:

```
{ "oid": "1000", "itemid": "AC200", "qty": "4" }
```



```
<flow name="acceptOrder">
  <http:listener doc:name="HTTP: POST /order" config-ref="HTTP_Listener_config"
    path="/order" allowedMethods="POST">
    <http:error-response >
      <http:body ><![CDATA#[output text/plain --- payload]]></http:body>
    </http:error-response>
  </http:listener>
  <file:write doc:name="Write" config-ref="File_Config" path="newOrder.json">
    <error-mapping sourceType="FILE:CONNECTIVITY" targetType="ORDER:NOT_CREATED" />
    <file:content ><![CDATA#[output appliation/json --- payload]]></file:content>
  </file:write>
  <set-payload value='#[ "File written"]' doc:name="File written" />
</flow>
```

A. 'FILE: CONNECTMTV



- B. 'OTHER ERROR'
- C. 'File written'
- D. 'ORDER: NOT CREATED'

**Correct Answer: D**

**Section:**

**QUESTION 103**

Which one of them is NOT a flow in Mule?

- A. sync flow
- B. subflow
- C. async sub flow
- D. async flow

**Correct Answer: C**

**Section:**

**Explanation:**

Correct answer is async sub flow. Rest are valid flows in Mule.

Sub flow is always synchronous.

**QUESTION 104**

An organization is beginning to follow Mulesoft's recommended API led connectivity approach to use modern API to support the development and lifecycle of the integration solutions and to close the IT delivery gap.

What distinguishes between how modern API's are organized in a MuleSoft recommended API-led connectivity approach as compared to other common enterprise integration solutions?

- A. The API interfaces are specified as macroservices with one API representing all the business logic of an existing and proven end to end solution
- B. The API interfaces are specified at a granularity intended for developers to consume specific aspect of integration processes
- C. The API implementation are built with standards using common lifecycle and centralized configuration management tools
- D. The API implementations are monitored with common tools, centralized monitoring and security systems

**Correct Answer: B**

**Section:**

**Explanation:**

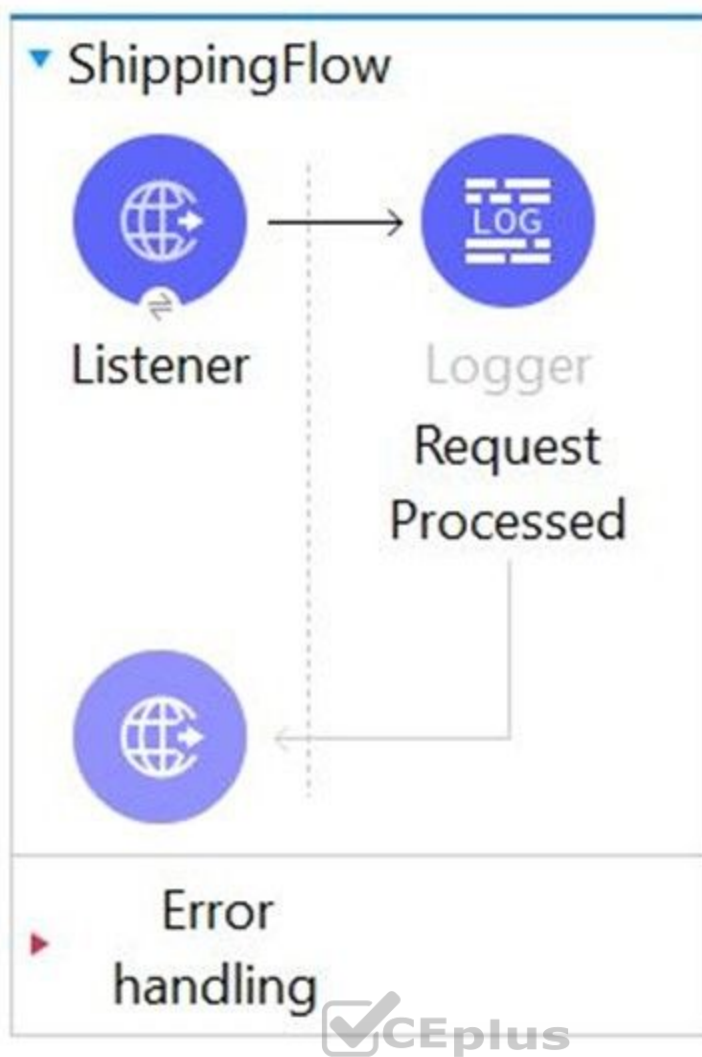
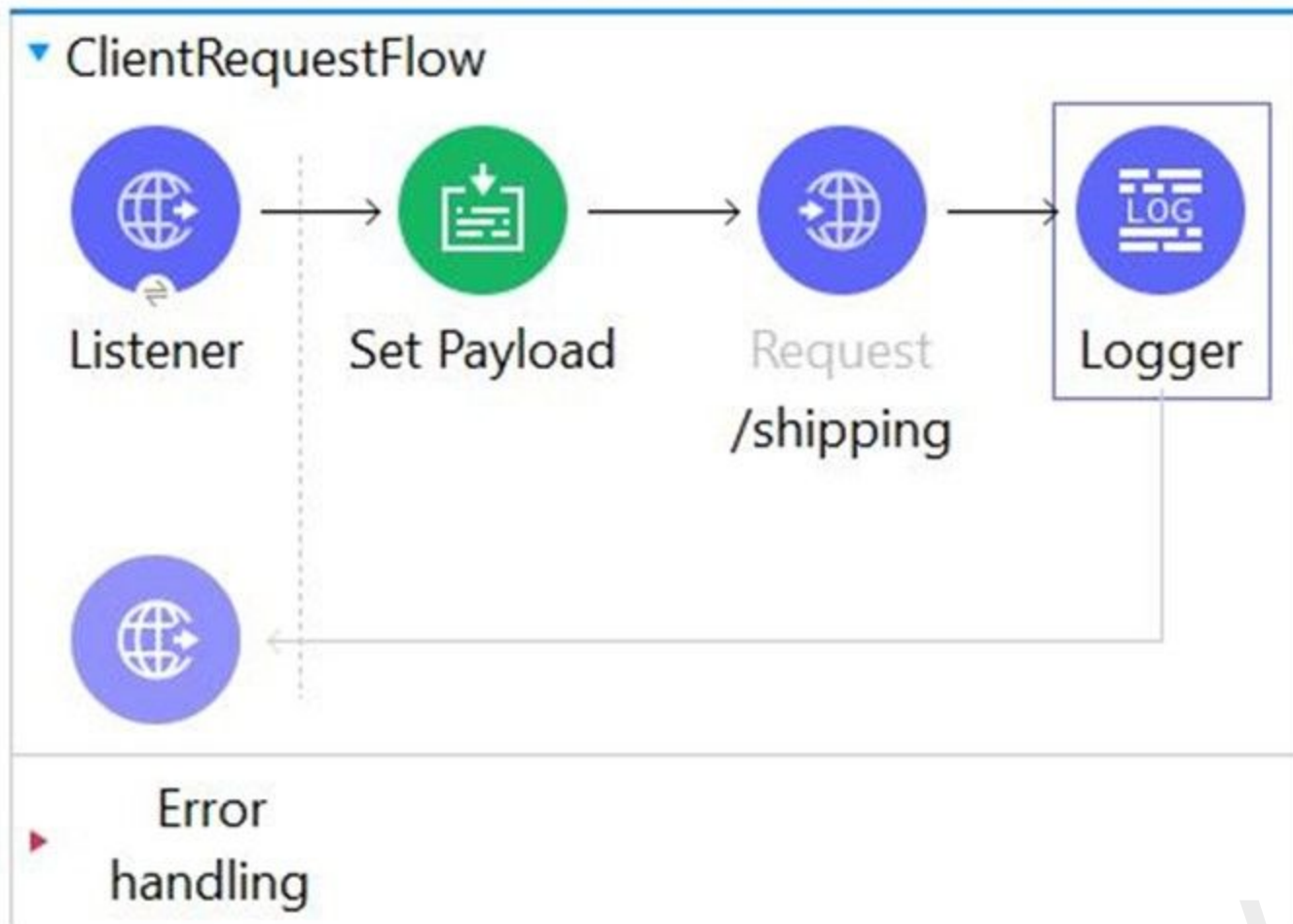
Correct answer is The API interfaces are specified at a granularity intended for developers to consume specific aspect of integration processes

**QUESTION 105**

Refer to the exhibits. Client sends the request to ClientRequestFlow which calls ShippingFlow using HTTP Request activity.

During E2E testing it is found that that HTTP:METHOD\_NOT\_ALLOWED error is thrown whenever client sends request to this flow.

What attribute you would change in ClientRequestFlow to make this implementation work successfully?



www.VCEplus.io

```
<http:listener-config name="HTTP_Listener_config" doc:name="HTTP Listener config" doc:id="a146bd76-e3c2-4db0-95bf-c124e3ddd4d3" >
  <http:listener-connection host="0.0.0.0" port="8081" />
</http:listener-config>
<http:request-config name="HTTP_Request_configuration" doc:name="HTTP Request configuration" doc:id="953ca3a1-728e-4469-88ba-3a80e0d40a19" >
  <http:request-connection host="localhost" port="8081" />
</http:request-config>
<flow name="ClientRequestFlow" doc:id="2fde32c2-877b-4f70-b039-b6f111b3fb8f" >
  <http:listener doc:name="Client HTTP Listener" doc:id="8d3a6e62-4b26-4ec9-9f03-aa0e1d254633" config-ref="HTTP_Listener_config" path="/api/ship"/>
  <set-payload value="#[{ product:'Chair', address:'Mumbai'}]" doc:name="Set Payload" doc:id="03b6de3a-0a4b-4fdb-b770-f533f3ce63a0" />
  <http:request method="PUT" doc:name="/shipping" doc:id="3a6171a9-2a76-4588-bcdc-4a31ba4881b2" config-ref="HTTP_Request_configuration" path="/shipping"/>
  <logger level="INFO" doc:name="Logger" doc:id="64da1a92-a2c2-45aa-adac-c8bb17eae93b" />
</flow>
<flow name="ShippingFlow" doc:id="904402e3-c1d3-49f0-a7ef-00aa0c4c4936" >
  <http:listener doc:name="Listener" doc:id="405a1626-11b1-41f2-828d-c4d3dbcd64b5" config-ref="HTTP_Listener_config" path="/shipping" allowedMethods="POST"/>
  <logger level="INFO" doc:name="Request Processed" doc:id="b7acd0c2-1621-4853-a4be-558b96412650" message="Request Processed"/>
</flow>
*****
Message           : HTTP PUT on resource 'http://localhost:8081/shipping' failed: method not allowed (405).
Element           : ClientRequestFlow/processors/1 @ mule_app:flow1.xml:68 (/shipping)
Element DSL       : <http:request method="PUT" doc:name="/shipping" doc:id="3a6171a9-2a76-4588-bcdc-4a31ba4881b2" config-
ref="HTTP_Request_configuration" path="/shipping"></http:request>
Error type        : HTTP:METHOD_NOT_ALLOWED
FlowStack         : at ClientRequestFlow(ClientRequestFlow/processors/1 @ mule_app:flow1.xml:68 (/shipping))

(set debug level logging or '-Dmule.verbose.exceptions=true' for everything)|
*****
```

- A. Change the method attribute value to '\*'
- B. Change the path attribute value to '/api/ship'
- C. Change the allowed method attributes value to 'POST'
- D. Change the protocol attribute value to 'HTTPS'

**Correct Answer: C**

**Section:**

**Explanation:**

Correct answer is Change the method attributes value to 'POST'.

It can be fixed in either of the two ways as below.

- 1) Changing method attribute to POST in ClientRequestFlow
- 2) Setting allowedMethods as PUT in ShippingFlow (but doesn't fit as question mentions about changing ClientRequestFlow)

#### QUESTION 106

An API instance of type API endpoint with API proxy is created in API manager using an API specification from Anypoint Exchange. The API instance is also configured with an API proxy that is deployed and running in CloudHub.

An SLA- based policy is enabled in API manager for this API instance.

Where can an external API consumer obtain a valid client ID and client secret to successfully send requests to the API proxy?

- A. In the organization's public API portal in Anypoint Exchange, from an approved client application for the API proxy
- B. In Anypoint Studio, from components generated by APIkit for the API specification
- C. In Anypoint Studio, from components generated by Rest Connect for API specification
- D. In Runtime Manager, from the properties tab of the deployed approved API proxy

**Correct Answer: A**

**Section:**

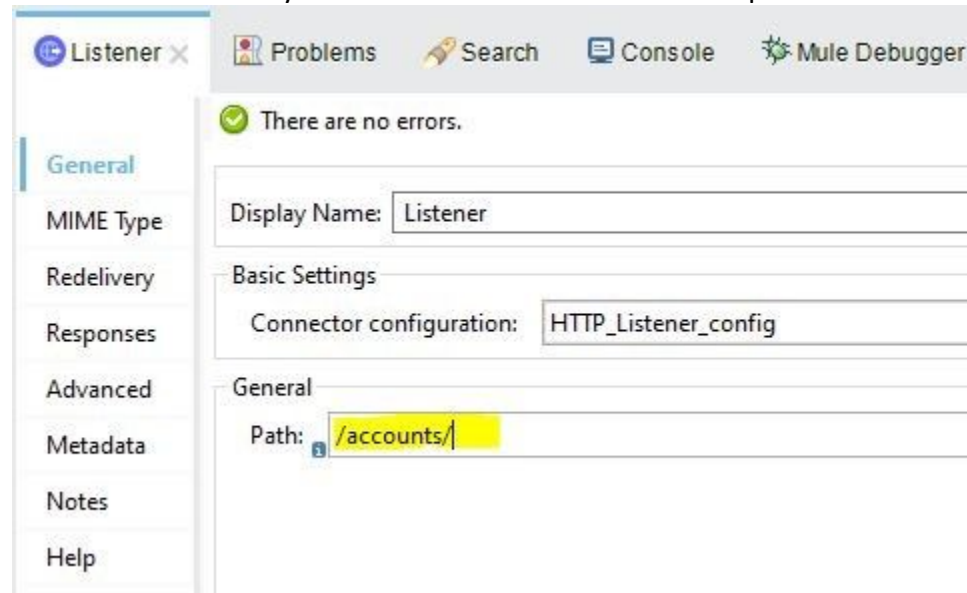
**Explanation:**

\* When a client application is registered in Anypoint Platform, a pair of credentials consisting of a client ID and client secret is generated.\* When the client application requests access to an API, a contract is created between the application and that API.\* An API that is protected with a Client ID Enforcement policy is accessible only to applications that have an approved contract.-----

-----Answer:: In the organization's public API portal in Anypoint Exchange, from

#### QUESTION 107

What is the correct Syntax to add a customer ID as a URI parameter in the HTTP listener's path attribute?



- A. #[customerID]
- B. \${customerID}
- C. {customerID}
- D. (customerID)

**Correct Answer: C**

**Section:**

**Explanation:**

URL parameters are always accessed using { } like => {customerID}

www.VCEplus.io