

Juniper.Premium.JN0-451.30q - DEMO

Number: JN0-451  
Passing Score: 800  
Time Limit: 120 min



**Exam Code:** JN0-451  
**Exam Name:** Mist AI, Specialist  
**Website:** <https://VCEup.com/>  
**Team-Support:** [Support@VCEup.com](mailto:Support@VCEup.com)

QUESTION 1

Click the Exhibit button.

Subscriptions

Summary

Orders

Apply Activation Code

Add/Renew Subscriptions

Subscription Type	Status	Usage	Sites with Usage	Next Renewal	Expires
WiFi Management and Assurance	Active	1 of 2	1 of 1	Nov 25, 2024	Nov 25, 2024
vBLE Engagement	Active	0 of 2	0 of 1	--	Nov 25, 2024
Asset Visibility	Active	0 of 2	0 of 1	--	Nov 25, 2024
Marvis for Wireless	Active	1 of 2	1 of 1	Nov 25, 2024	Nov 25, 2024
Mist Edge	Active	0 of 1	N/A	--	Dec 17, 2022
Wired Assurance 12	Expired	1 of 0	1 of 1	--	--
WAN Assurance for Class-1	Active	0 of 1	0 of 1	--	Dec 17, 2022
WAN Assurance for Class-2	Active	1 of 1	1 of 1	Dec 17, 2022	Dec 17, 2022
WAN Assurance for Class-3	Active	0 of 1	0 of 1	--	Dec 17, 2022

Referring to the exhibit, which two statements are correct? (Choose two.)

- A. The organization has one available license for Marvis wireless.
- B. The organization has two available licenses for Marvis wireless.
- C. The organization is using one license for Marvis wireless.
- D. The organization is using two licenses for Marvis wireless.

Correct Answer: AD

Section: (none)

Explanation

Explanation/Reference:

Explanation:

QUESTION 2

Your organization has recently purchased new VoIP handsets. All of the VoIP handsets fail to connect to the corporate WLAN. However, all other devices connect successfully. You expect that there might be a bug with the new handsets. The vendor asks you to provide a pcap file of the handsets' connection attempts. Which Juniper Mist feature will provide this file?

- A. Dynamic Packet Capture
- B. Service Level Expectations
- C. Clients Insights
- D. Alerts dashboard

Correct Answer: A

Section: (none)

Explanation

Explanation/Reference:

Explanation:

QUESTION 3

Click the Exhibit button.



- B. There are frequent roams between different bands.
- C. There are frequent roams between different WLANs.
- D. There are frequent roams between different access points.

**Correct Answer:** D

**Section:** (none)

**Explanation**

**Explanation/Reference:**

Explanation:

#### QUESTION 5

A user with a PSK calls you and says, "The Wi-Fi worked for a week and now it does not work." There have not been any recent configuration changes to the network. You suspect that a time-based setting has reset the key. In this scenario, where would you begin troubleshooting?

- A. Site-level Pre-Shared Keys
- B. Organization-level Pre-Shared Keys
- C. WLAN-level Pre-Shared Keys
- D. RADIUS Pre-Shared Keys

**Correct Answer:** C

**Section:** (none)

**Explanation**

**Explanation/Reference:**

Explanation:

#### QUESTION 6

Asset tracking using Mist-supported third-party BLE beacons has been installed in a warehouse. The BLE beacons were configured using their manufacturer-supplied configuration utility and BLE was properly configured for the site settings. When the warehouse floor plan is opened in Live View, the third-party beacons are not shown. Which two statements describe causes for this issue? (Choose two.)

- A. The Show assets check box has not been selected in Live View.
- B. Marvis was not enabled for the site.
- C. The Locate this Client as an Asset check box has not been selected at the BLE client level.
- D. The APs are installed at 19 feet from the floor, above the recommended 15 feet.

**Correct Answer:** AC

**Section:** (none)

**Explanation**

**Explanation/Reference:**

Explanation:

#### QUESTION 7

Which two statements are correct about Juniper Mist Dynamic Packet Capture? (Choose two.)

- A. No configuration is necessary for Mist's Dynamic Packet Capture.
- B. It is automatically attached to a client event displayed on the Insights page.
- C. It must be globally configured at the organization level.
- D. It is automatically attached to the Affected Items list in the Successful Connects SLE.

**Correct Answer:** AB

**Section:** (none)

**Explanation**

**Explanation/Reference:**

Explanation:

**QUESTION 8**

Which two events are displayed under the Client Events area found on the Insights page? (Choose two.)

- A. Reassociation
- B. Restart by User
- C. Reflection (Loop Detection)
- D. DHCP Denied

**Correct Answer:** AD

**Section:** (none)

**Explanation**

**Explanation/Reference:**

Explanation:

**QUESTION 9**

Which modulation method will result in the highest theoretical data rates?

- A. 64 QAM
- B. 16 QAM
- C. QPSK
- D. BPSK

**Correct Answer:** A

**Section:** (none)

**Explanation**

**Explanation/Reference:**

Explanation:

**QUESTION 10**

You are deploying three WLAN 2.4 GHz networks in your US-based site. You must ensure that each network frequency is unique and does not overlap with the other frequency channels. In this scenario, which three OFDM channels should be used? (Choose three.)

- A. 11
- B. 1
- C. 3
- D. 6
- E. 13

**Correct Answer:** BDE

**Section:** (none)

**Explanation**

**Explanation/Reference:**

Explanation:

**QUESTION 11**

Which two terms correctly describe transmissions over Wi-Fi? (Choose two.)

- A. shared medium
- B. half-duplex
- C. full-duplex
- D. point-to-point medium

**Correct Answer:** AC

**Section:** (none)

**Explanation**

**Explanation/Reference:**

Explanation:

**QUESTION 12**

You are asked to set up occupancy analytics for an office that has an existing Mist AP. Which three types of devices are counted by default? (Choose three.)

- A. mobile app clients
- B. cellular clients
- C. Wi-Fi clients
- D. Zigbee clients
- E. BLE assets

**Correct Answer:** ACE

**Section:** (none)

**Explanation**

**Explanation/Reference:**

Explanation:

**QUESTION 13**

A retail customer has legacy 2.4 GHz scanners that need to connect to the WLAN, but they are not connecting. Which WLAN data rate setting is required for these devices to connect?

- A. Custom Rates
- B. Compatible
- C. High Density
- D. No Legacy

**Correct Answer:** B

**Section:** (none)

**Explanation**

**Explanation/Reference:**

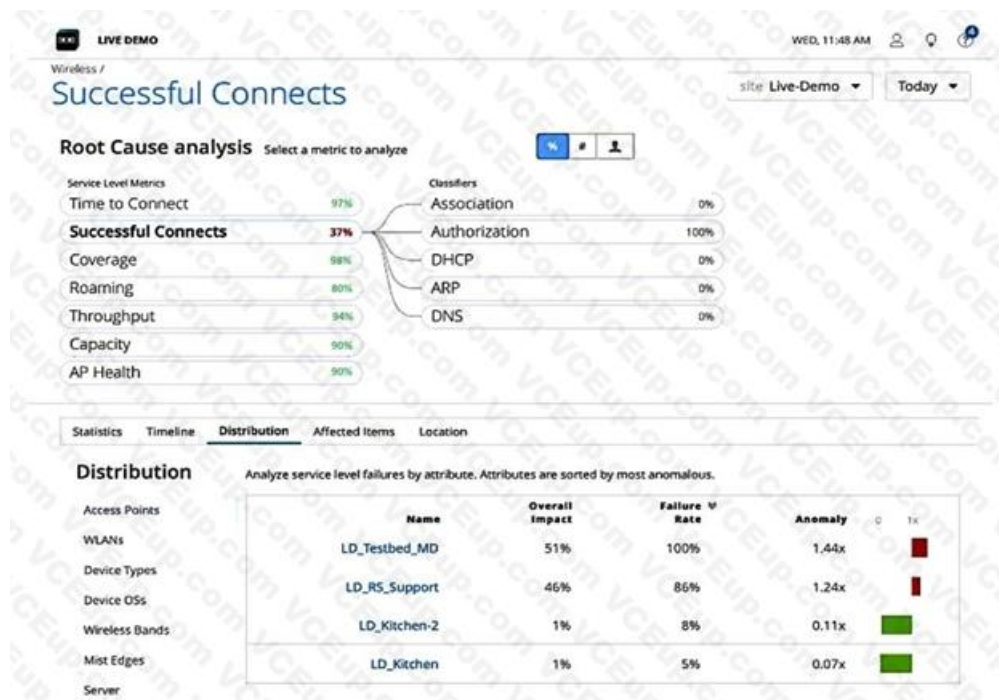
Explanation:

**QUESTION 14**

Click the Exhibit button.

www.VCEup.com





Referring to the exhibit, which percentage of connection attempts failed on the access point named LD\_RS\_Support?

- A. 37
- B. 86
- C. 63
- D. 46

**Correct Answer: B**  
**Section: (none)**  
**Explanation**

**Explanation/Reference:**  
 Explanation:

**QUESTION 15**  
 What is the AP's role in the IEEE 802.1X authentication process?

- A. It acts as an authenticator.
- B. It acts as a RADIUS proxy server.
- C. It acts as a supplicant.
- D. It acts as an authentication server.

**Correct Answer: D**  
**Section: (none)**  
**Explanation**

**Explanation/Reference:**  
 Explanation:

**QUESTION 16**  
 According to the Coverage SLE, which classifier tracks an AP that transmits at a lower data rate than a connected client?

- A. Latency
- B. Slow OKC Roam
- C. Asymmetry Downlink
- D. Device Capability

**Correct Answer:** B

**Section:** (none)

**Explanation**

**Explanation/Reference:**

Explanation:

**QUESTION 17**

You have deployed location services at a site and have installed an application which includes the Mist SDK on Bluetooth-only mobile client devices. The devices with the SDK-enabled app have Bluetooth enabled, but the devices do not appear in the Mist GUI under Clients/App Clients.

What is causing this problem?

- A. There is BLE and Wi-Fi co-channel interference.
- B. The clients are connected to the wrong WLAN.
- C. The AP BLE radios do not hear the SDK-enabled client's BLE beacons.
- D. The client devices are not connected to Wi-Fi or to a cellular data plan.

**Correct Answer:** C

**Section:** (none)

**Explanation**

**Explanation/Reference:**

Explanation:

**QUESTION 18**

Click the Exhibit button.

Type Code	1026
Reason	radar-detected

Referring to the exhibit, which statement is true?

- A. The WLAN is configured to use DFS channels.
- B. The WLAN is configured to only broadcast on the 2.4 GHz spectrum.
- C. The WLAN is configured with the high-density data rate setting enabled.
- D. The WLAN is configured to use geofencing.

**Correct Answer:** A

**Section:** (none)

**Explanation**

**Explanation/Reference:**

Explanation:

**QUESTION 19**

You want to identify APs that are not associated with your network. However, the APs broadcast your corporate login page and WLAN name.

What does Mist use to identify APs in this scenario?

- A. a rogue AP
- B. a neighbor AP
- C. an approved AP
- D. a honeypot AP



Correct Answer: A  
Section: (none)  
Explanation

Explanation/Reference:  
Explanation:

QUESTION 20  
The customer wants to broadcast a WLAN at a certain time and day of the week.  
Which statement is correct in this scenario?

- A. Third-party integration is required to achieve this requirement.
- B. Mist supports this function with an additional subscription.
- C. APs need to be upgraded for this feature.
- D. SSID scheduling should be configured.

Correct Answer: D  
Section: (none)  
Explanation

Explanation/Reference:  
Explanation:

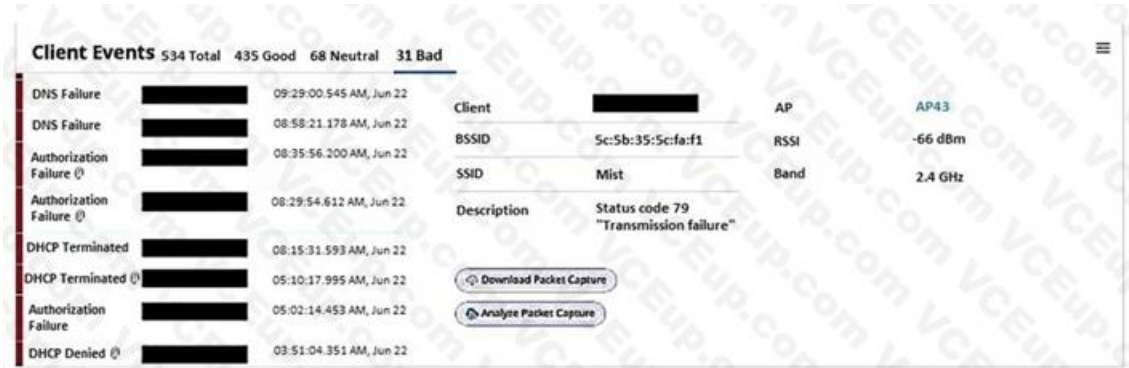
QUESTION 21  
You are deploying multiple Mist APs across many sites in your network. You must ensure that you can group similar devices together to easily apply consistent WxLAN policies across multiple sites.  
Which configuration object should be used to accomplish this behavior?

- A. organization labels
- B. device profile
- C. RF template
- D. radio management

Correct Answer: A  
Section: (none)  
Explanation

Explanation/Reference:  
Explanation:

QUESTION 22  
Click the Exhibit button.



Referring to the exhibit, which statement is correct?

- A. The packet capture was taken automatically.
- B. The packet capture was taken manually.
- C. The packet capture will contain full frames.
- D. The packet capture will contain only management frames.

**Correct Answer:** C  
**Section:** (none)  
**Explanation**

**Explanation/Reference:**  
Explanation:

**QUESTION 23**

Your customer added an Apple TV in their conference room so that employees can easily share their screen. However, the Apple TV cannot be discovered by the employees' devices. Which two settings are causing the problem? (Choose two.)

- A. MDNS
- B. Broadcast/Multicast
- C. Ignore Broadcast SSID Probe Requests
- D. ARP

**Correct Answer:** AD  
**Section:** (none)  
**Explanation**

**Explanation/Reference:**  
Explanation:

**QUESTION 24**

Which Wireless Assurance SLE provides information on whether a user is able to associate to the WLAN?

- A. Successful Connect
- B. Capacity
- C. Roaming
- D. Throughput

**Correct Answer:** A  
**Section:** (none)  
**Explanation**

**Explanation/Reference:**  
Explanation:

**QUESTION 25**

Which two authentication methods would be used with a guest portal? (Choose two.)

- A. social login
- B. external portal
- C. RSA
- D. Kerberos

**Correct Answer:** AB  
**Section:** (none)  
**Explanation**

**Explanation/Reference:**  
Explanation:

**QUESTION 26**

You are using location-based services (LBS) at a new warehouse and placed the APs on the floor plan with the correct scale. The APs are mounted on trusses, 14 feet (4.3 meters) from the floor. Which two actions ensure correct location accuracy in this scenario? (Choose two.)

- A. Install Virtual Beacons in each aisle.

www.VCEup.com

- B. Configure the height of each AP.
- C. Determine the orientation of each AP.
- D. Disable the 2.4 GHz Wi-Fi radios to reduce interference.

**Correct Answer:** BC

**Section:** (none)

**Explanation**

**Explanation/Reference:**

Explanation:

**QUESTION 27**

Once a client discovers an access point, what is the correct order of steps for successful 802.1X authentication?

- A. Open System Authentication -> 802.1X Authentication -> Association
- B. Association -> 802.1X Authentication -> Open System Authentication
- C. Association -> Open System Authentication -> 802.1X Authentication
- D. Open System Authentication -> Association -> 802.1X Authentication

**Correct Answer:** D

**Section:** (none)

**Explanation**

**Explanation/Reference:**

Explanation:

**QUESTION 28**

According to the Coverage SLE, which classifier tracks a client that transmits at a lower data rate than the AP to which it is connected?

- A. Asymmetry Downlink
- B. Wi-Fi Interference
- C. Asymmetry Uplink
- D. Slow OKC Roam

**Correct Answer:** C

**Section:** (none)

**Explanation**

**Explanation/Reference:**

Explanation:

**QUESTION 29**

What is the impact of adding more SSIDs to a radio?

- A. beacon overhead
- B. less secure
- C. less BSSIDs reserved for a mesh network
- D. channel overlap

**Correct Answer:** D

**Section:** (none)

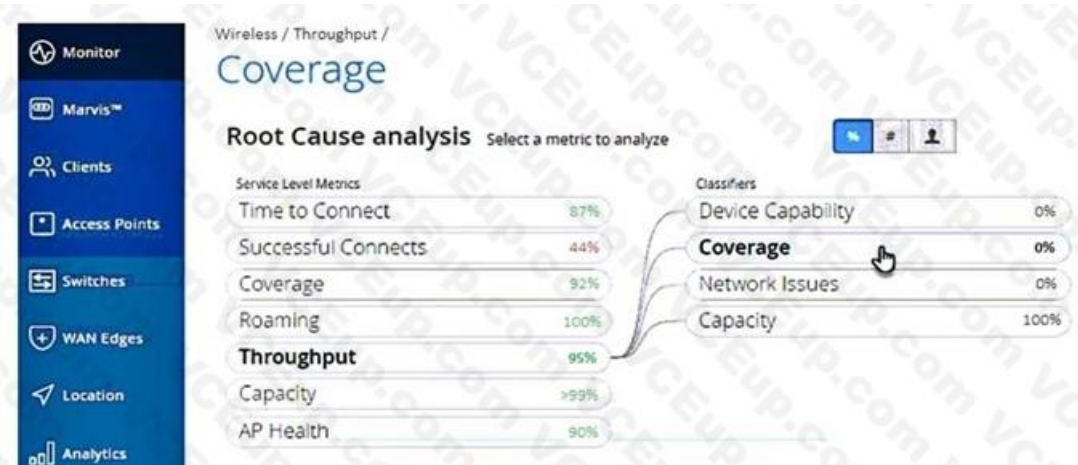
**Explanation**

**Explanation/Reference:**

Explanation:

**QUESTION 30**

Click the Exhibit button.



Referring to the exhibit, as part of the Throughput SLE in the Mist UI, the Coverage classifier indicates the signal strength of which device?

- A. the AP's radio strength
- B. the signal strength between APs
- C. the client
- D. the AP's radio for a single SSID

**Correct Answer: C**  
**Section: (none)**  
**Explanation**

**Explanation/Reference:**  
Explanation:

www.VCEup.com