



Exam Code: OmniStudio Developer

Exam Name: Salesforce Certified OmniStudio Developer

Website: <https://VCEup.com/>

Team-Support: <https://VCEplus.io/>



Question No: 1

A developer creates a DataRaptor Extract to retrieve data to pass to an external service. The external service expects the field value to be integer. However, the DataRaptor is sending it as a string.

Which action can the developer take to fix this?

- A. In the DataRaptor Output tab, select the Output Data Type of that field to Integer.
- B. In the DataRaptor Output tab, enter the default value as 0 on the field.
- C. In the DataRaptor Extract tab, set the Input Data Type field to Integer.
- D. In the DataRaptor Formula tab, define a formula using the function TOINTEGER and use the formula as output.

Answer: A

Explanation:

Question No: 2

A developer is configuring an integration Procedure Action in an OmniScript. The Omniscript needs a JSON response from the Integration Procedure but does not need to wait for the response for the user to proceed.

Which feature should the developer enable?

- A. Toast Completion
- B. Use Future
- C. Invoke Mode Fire and Forget
- D. Invoke Mode Non-Blocking

Answer: D

Explanation:

Question No: 3

Which two of these options can a developer use to retrieve data from a Salesforce object?

Choose 2 answers

- A. A DataRaptor Load Action
- B. A DataRaptor Extract Action
- C. A Lookup Input Element
- D. A DataRapt or Post Action

Answer: B, D

Explanation:

Question No: 4

A company wants to allow agents to send customers a quote for signature. The quote is a documents created using a DocuSign template that has been prefilled with all of the quote details. The document will be emailed to one or more recipients for signature.

How should a developer configure this functionality in an OmniScript?

www.VCEplus.io

- A. DocuSign Envelope Action
- B. PDF Acwm
- C. DocuSign Signature Action
- D. Email Action

Answer: A

Explanation:

Question No: 5

In a calculation procedure, what is required for the output of a calculation step to be used in an aggregation step?

- A. It must be included in constants.
- B. It must be a matrix lookup step.
- C. It must be a calculation step.
- D. It must be included in the calculation output.

Answer: D

Explanation:

Question No: 6

A developer needs to configure a calculation procedure to calculate the sum of the entire BasePrice.

What is the most efficient way for the developer to meet this requirement?

- A. Create a Postprocessor apex class to calculate the sum.
- B. Add an Aggregation Step as SUM (BasePrice)
- C. Add A Calculation Step as SUM (BasePrice).
- D. Create a Preprocessor class to calculate the sum

Answer: B

Explanation:

Question No: 7

A developer needs to change some field labels on a FlexCard. The FlexCard is currently deployed to production. The developer that the best course of action is to version the FlexCard rather than cloning it.

Which factor would lead the developer to this decision?

- A. The new version of the FlexCard will be used in a new Console, and the current version of the FlexCard should remain unchanged.
- B. Another team member is developing new action, fields and styling for the current version of the FlexCard.
- C. The new and current versions will be displayed together on the same target.
- D. All instance of the FlexCard must be updated with the changes.

Answer: A

Explanation:

Question No: 8

A developer need to use the CONTIF function to process data entered by the user in an OmniScript.

The output of the function needs to be displayed to the user immediately in the current step.

Based on best practice, what element should the developer use this function in?

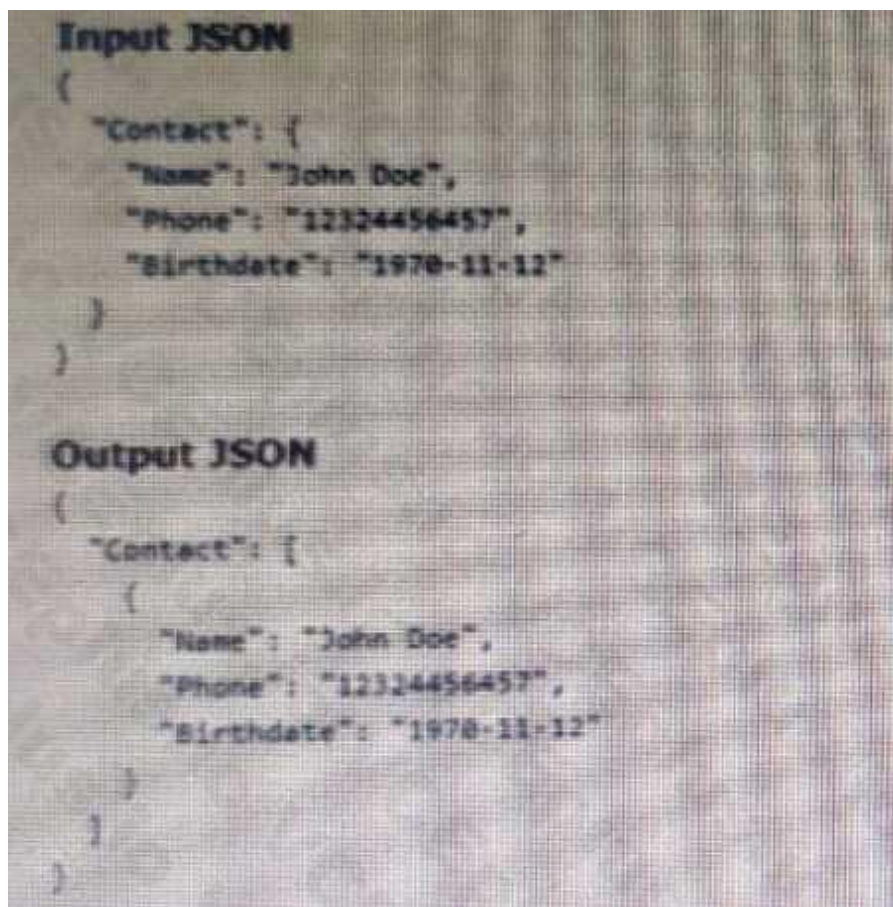
- A. A Calculation Action element
- B. A Set Values element
- C. A formula element
- D. A Range element

Answer: C

Explanation:

Question No: 9

A developer needs to transform contact data into a JSON array.



Given the input JSON shown above, what are two ways a developer could configure a DATARaptor transform to achieve the expected Output JSON? Choose 2 answers

- A. Use a formula LIST(Contact), and add the output of the formula as the input in the Transform tab.
- B. Set the Input JSON path as List(Contact) and the OutputJSON Path as Contact.

C. Set the Input JSON Path as Contact the out JSON Path as contact and output Data type as List.

D. Set the input JSON Path as Contact and the OutPut JSON Path as List (Contact)

Answer: B, C

Explanation:

Question No: 10

A developer is creating a FlexCard for a new Community page. The FlexCard will display case information along with action to close the case and update the case. And it will be styled using the Community's theme.

What must be developer do to configure the FlexCard for deployment in a Community?

A. Add the FlexCard's API name to FlexCard Player component

B. Set the Target property in publish Options to Communitypage''

C. Configure the Component visibility in the custom Component.

D. Set the Developer property in Card Configuration to ''Community''

Answer: B

Explanation:

Question No: 11

Why would a developer clone an Integration Procedure instead of versioning it?

A. The new Integration Procedure uses a Cache Block.

B. The new Integration Procedure it replacing stub data.

C. The new Integration Procedure will be used independently

D. The new Integration Procedure is Chainable.

Answer: C

Explanation:

Question No: 12

What two advantages does a DataRaptor Turbo Extract have over a standard DataRaptor Extract?

Choose 2 answers

A. It populates data in PDF and DocuSign format

B. It is easier to configure

C. It has better performance at runtime

D. It supports complex field mappings

Answer: B, C

Explanation:

Question No: 13

www.VCEplus.io

A developer configure a Flexcard with a DataRaptor data source that uses the params.id as an. When the developer clicks Views Data on the FlexCard, valid data displays. However, when the developer previews the layout, the FlexCard does not display. What could cause this error?

Choose 2 answers

- A. The Data Node field for the FlexCard is empty.
- B. The RecordId in the Test Data Source settings ins for the wrong record type.
- C. The attribute haven't been configured to pass the data to the fields.
- D. There is not Salesforce record for the FlexCard based on the RecordId in the layout's Test Data Source Settings.

Answer: B, C

Explanation:

Question No: 14

A developer needs to create . DataRaptor to retrieve the name of an account for a contact.

Following best practices, how should a developer configure the extraction steps?

- A. Define an extraction step for the Contact object and set the Extract JSON Path to Contact Account.Name
- B. Define extraction steps for the Contact and the Account objects, and set the Extract JSON Path to Contact Account.Name
- C. Define extraction steps for the Contact and the Account objects, and set the Extract 3SON Path to Account.Name
- D. Define an extraction step for the Account object, and set the Extract JSON Path to AccountContact.Name

Answer: A

Explanation:

Question No: 15

A developer is troubleshooting an Integration Procedure with two elements: A Remote Action named FetchCart and a Response Action named ResponseCart.

In Preview, what JSON node shows the data sent to the Response Action?

- A. FetchCart
- B. Response
- C. ResponseCartDebug
- D. ResponseCart

Answer: D

Explanation:

Question No: 16

A developer needs to configure a DataRaptor to retrieve data from a single object. The structure of the output data does not need to be changed.

Following best practices, which type of DataRaptor should the developer use?

- A. DataRaptor Transform

- B. DataRaptor Extract
- C. DataRaptor Load
- D. DataRaptor Turbo Extract

Answer: D

Explanation:

Question No: 17

What should a developer's first step be when troubleshooting whether a DataRaptor Extract is retrieving data?

- A. Go to the Lightning Console and reload the page to test.
- B. Go to the PREVIEW tab In OmniScript to test.
- C. Deactivate the card and layout, and go to the PREVIEW tab for the card to test.
- D. Add a key/value pair in the DataRaptor to test it.

Answer: D

Explanation:

Question No: 18

A developer is building an OmniScript and needs to save to Salesforce and to an AWS Order Management system.

Which OmniScript element could save all of this data?

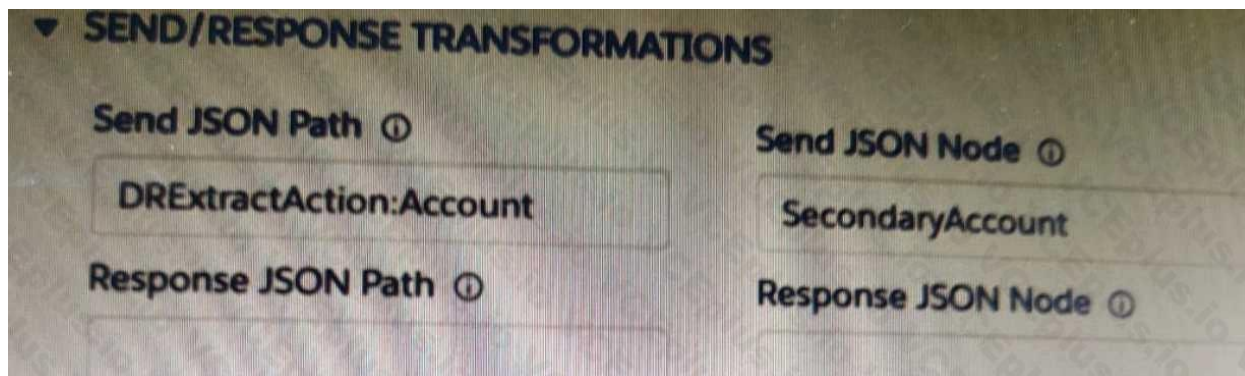
- A. DataRaptor Post Action
- B. HTTP Action
- C. Integration Procedure Action
- D. DataRaptor Load Action

Answer: C

Explanation:

Question No: 19

..... configure Additional input to send exactly the same data? Assume that the develop checked Send Only Additional input.



A)

Key	Value
SecondaryAccount	%DRExtractAction:Account%

B)

Key	Value
DRExtractAction:Account	SecondaryAccount

C)

Key	Value
%DRExtractAction:Account%	SecondaryAccount

D)

Key	Value
SecondaryAccount	DRExtractAction:Account

A. Option A

B. Option B

C. Option C

D. Option D

Answer: D

Explanation:

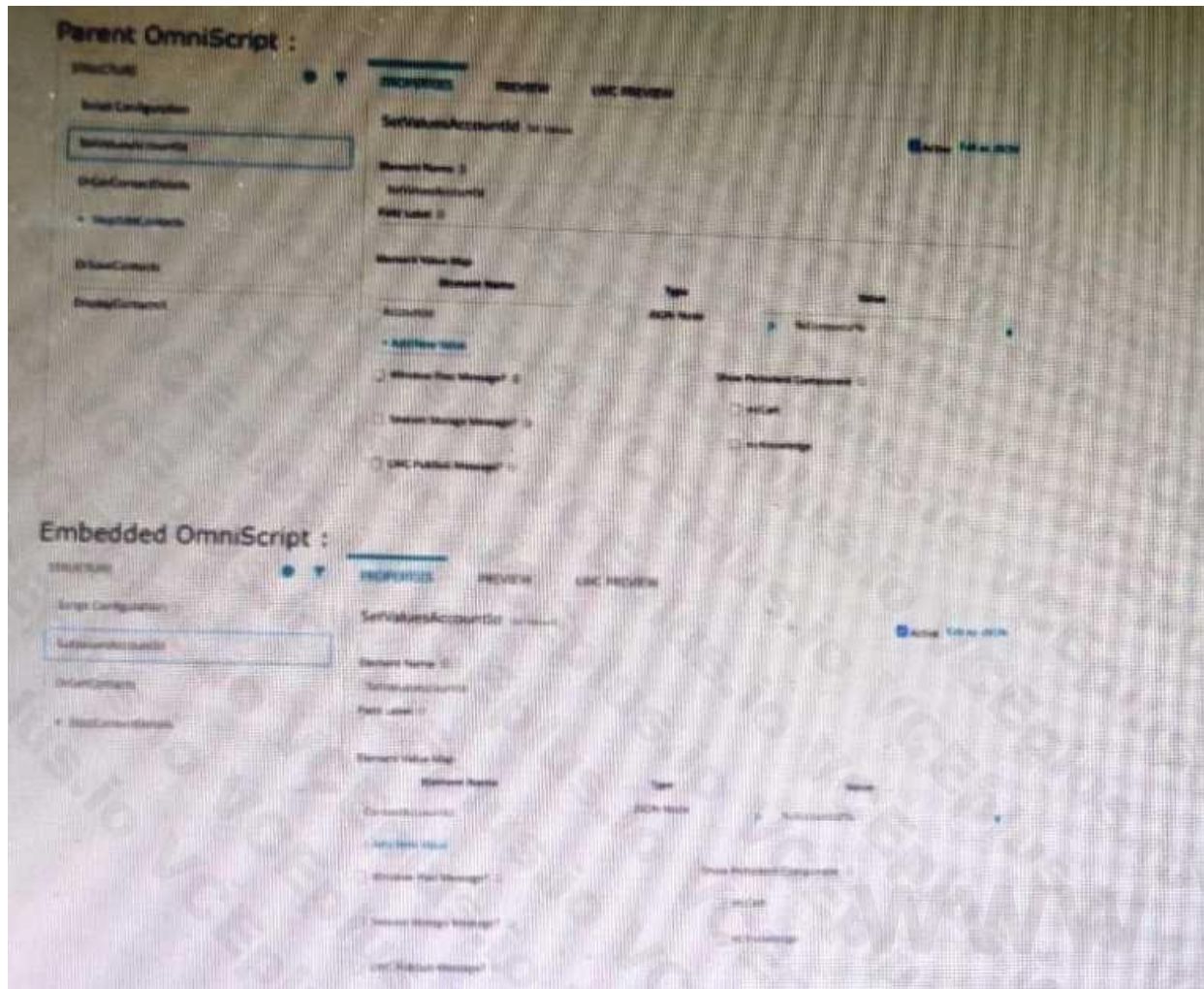
Question No: 20

A customer sets up two LWC OmniScripts, one embedded into another. AccountId is set in a Set Values element in the parent OmniScript. The AccountId set in the parent OmniScript is used to set another Set values element ContextAccountId in the emvedded OmniScript. The embedded OmniScript is activated.

While previewing the OmniScript flow from the parent, it is found that Account I set correct in the parent OmniScript. However ContextAccount in the embedded OmniScript is not set with the Accountid from parent OmniScript. On previewing the embedded OmniScript individually. It is found that ContextAccountId is set correctly.

What is the reason for this? Refer to the exhibit below.

www.VCEplus.io



- A. The WLC PubSub Message flag in the Set Values action of the parent OmniScript has not been set.
- B. The flag passData.JSON in the parent OmniScript is not configured correctly.
- C. A developer failed to include a Navigate Action Element to pass data from the parent OmniScript.
- D. Both parent and embedded OmniScripts have the same element name for the Set Values element.

Answer: A

Explanation:

Question No: 21

When launching an OmniScript from an action on a FlexCard, the OmniScript displays, but no Salesforce data is populated:

Which two errors could cause this behavior?

Choose 2 answers

Choose 2 answers

- A. The Id Field for Actions in the FlexCard is blank.
- B. There is no active version of the Data Raptor Extract.
- C. There is no active version of the OmniScript

D. In the DataRaptor Extract Action, the Input Parameters Filter Value is misspelled.

Answer: A, D

Explanation:

Question No: 22

Refer to the exhibit.



A developer has configured an integration Procedure element with SEND/RESPONSE TRANSFORMATIONS as shown.

Alternatively, how could the developer configure Additional input to send exactly the same data?

Assume that the developer checked Send Only Additional input.

A)

Key	Value
SecondaryAccount	{DRExtractAction:Account}

B)

Key	Value
DRExtractAction:Account	SecondaryAccount

C)

Key	Value
{DRExtractAction:Account}	SecondaryAccount

A. Option A

B. Option B

C. Option C

Answer: C

Explanation:

Question No: 23

A healthcare company wants to enable its subscribers to add, edit, or delete dependents related to their policy Community portal. The developer on the project decides to use an MniScript.

How should the developer configure the OmniScript to provide this functionality?

- A. Use an Edit Block element configured with Remote Actions.
- B. Use an Edit Block element configured with SOQL statements.
- C. Use an Input Block element and a DataRaptor Post Action element.
- D. Use a Text Block element and a Remote Action element.

Answer: A

Explanation:

Question No: 24

A developer has a requirement to create a child FlexCard that contains all of its parent FlexCard's records In a Datable How should the developer configure the parent FlexCard's Node?

- A. {Records{0}}
- B. {Records}
- C. {Params, records}
- D. {Recorded}

Answer: B

Explanation:

Question No: 25

Which two in an integration Procedure or DataRaptor can execute a function like CONCAT or DATEDIFF?

Choose 2 answers

- A. In a Set Values Action in a Value field.
- B. In a DataRaptor in an Output Tab Output JSON Path.
- C. In a DataRaptor Action in an Input Parameters value field.
- D. In a Remote Action m an Additional Output value field.

Answer: A, D

Explanation:

Question No: 26

An integration procedure contains a Remote Action element that calls a method of an APEX class.

The method requires two fields are input: AccountId and ProductId. The integration Procedure data JSON contains the following nodes:

How should the Remote Action element be configured to pass the data correctly to the method?

- A. Check the Send Only Additional Input checkbox, and the following/ value pairs to Additional input:



B. Set Return Only Additional Output to true, and add the following Key/Value pairs to additional input.

```
* AccountId: %AccountId%
* ProductId: %Details.ProductId%
```

C. Check the DataRaptor Transform checkbox, and add the following Key/Value pairs to Output JSON Path:

```
* AccountId: %AccountId%
* ProductId: %Details.ProductId%
```

D. Add the following to Send JSON Path: accountId: %Accountd% ProductId% Details Products%

Answer: B

Explanation:

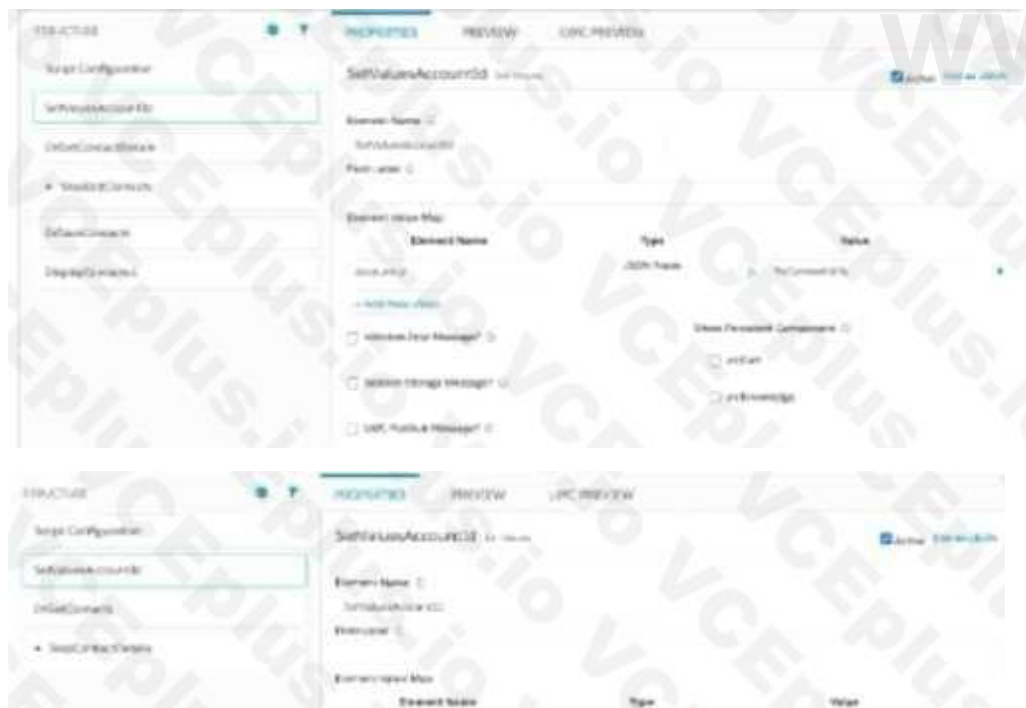
Question No: 27

A customer sets up to LWC OmniScripts, one embedded into another. Account is set in a Set Values element in the parent OmniScript.

The AccountId set in the parent OmniScript is used to another Set Values element ContextAccountId in the embedded OmniScript. The embedded OmniScript is activated.

While previewing the OmniScript flow from the parent, it is found that Account is set correctly in the parent OmniScript. However. ContextAccountId in the embedded OmniScript is not set with the AccountId from parent OmniScript. On previewing the embedded OmniScript individually, it is found that ContextAccountId is set correctly.

What is the reason for this? Refer to the exhibit below.



A. Both parent and embedded OmniScripts have the same element name for the Set values element.

B. A developer failed to include a Navigation Element to pass data from the parent OmniScript.

C. The LWC PubSub Message flag in the Set Values action of the parent has not been set.

D. The flag passDataJSON in the parent OmniScript in not configured correctly.

Answer: C

Explanation:

Question No: 28

A developer is configuring a DataRaptor Load to Save contract data. The developer needs to set the record type of the contact using DeveloperName.

Which two configuration actions should the developer take to set this up in the DataRaptor Load?

- A. Check is Lookup property when mapping the fields.
- B. Add Link to RecordType object in the Contact Object with the id field of RecordType object.
- C. Select RecordType in the Lookup object list. Development in the lookup Field list, and ID in the Lookup Requested Field list.
- D. Select RecordType in the Lookup Object list. ID in the Lookup Field list, and Development in the Lookup requested Field list.

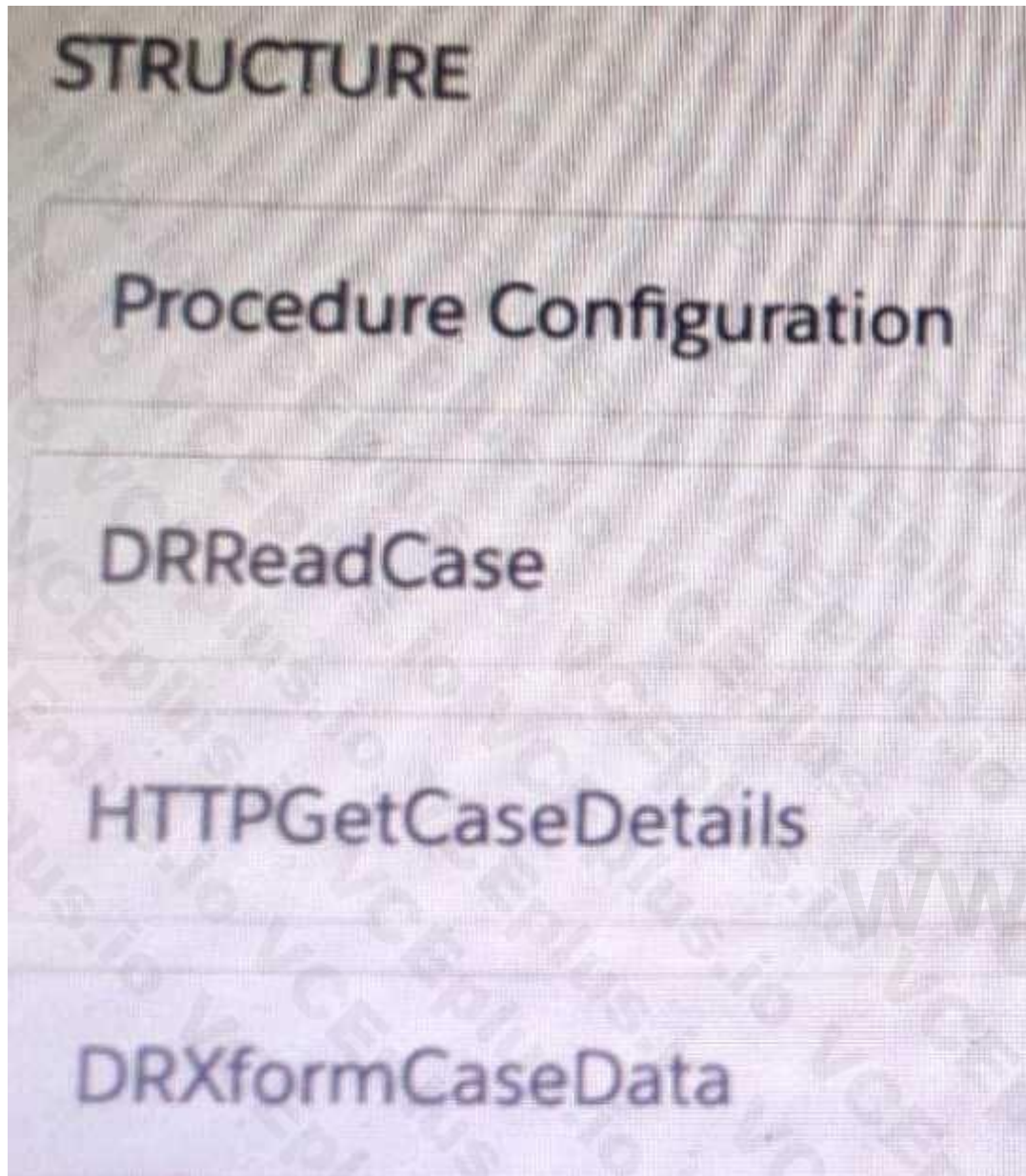
Answer: A, C

Explanation:

Question No: 29

Refer to the exhibit below. What is the merge code needed for this integration procedure structure to pass a CaseNumber node from the DRReadCase DataRaptor Extract Action to the HTTP Action's HTTP URL?

www.VCEplus.io



- A. %DRReadCase: CaseNumber%
- B. ((DRRCASE, CaseNumber))
- C. MTTOPDetCaseDetail: CaseNumber%
- D. ((CaseNumber))

Answer: A

Explanation:

Question No: 30

A developer builds a new OmniScript. It contains a Set Values element with a ContextId key/value pair that was used during testing.

What should the developer do before moving the OmniScript to a production org?

- A. Update the ContextId value to specify an id from the Production org.

- B. Add a Show/Hide condition on the Set Values element.
- C. Delete or Deactivate the Set Values element.
- D. Deactivate the contextId key/value pair

Answer: C

Explanation:

Question No: 31

A developer examines data received from an external data source. The data is nested two levels down in the JSON structure.

Which OmniStudio tool could the developer use to simplify this data?

- A. A guided workflow
- B. A DataRaptor Transform
- C. An HTTP Action Element
- D. An integration Procedure

Answer: B

Explanation:

Question No: 32

A developer creates a Flexcard that displays a contact's mailing address and passes the contact's postal code to a child FlexCard.

When configuration text elements in the child FlexCard, what syntax should a developer use to refer to the contact's postal code?

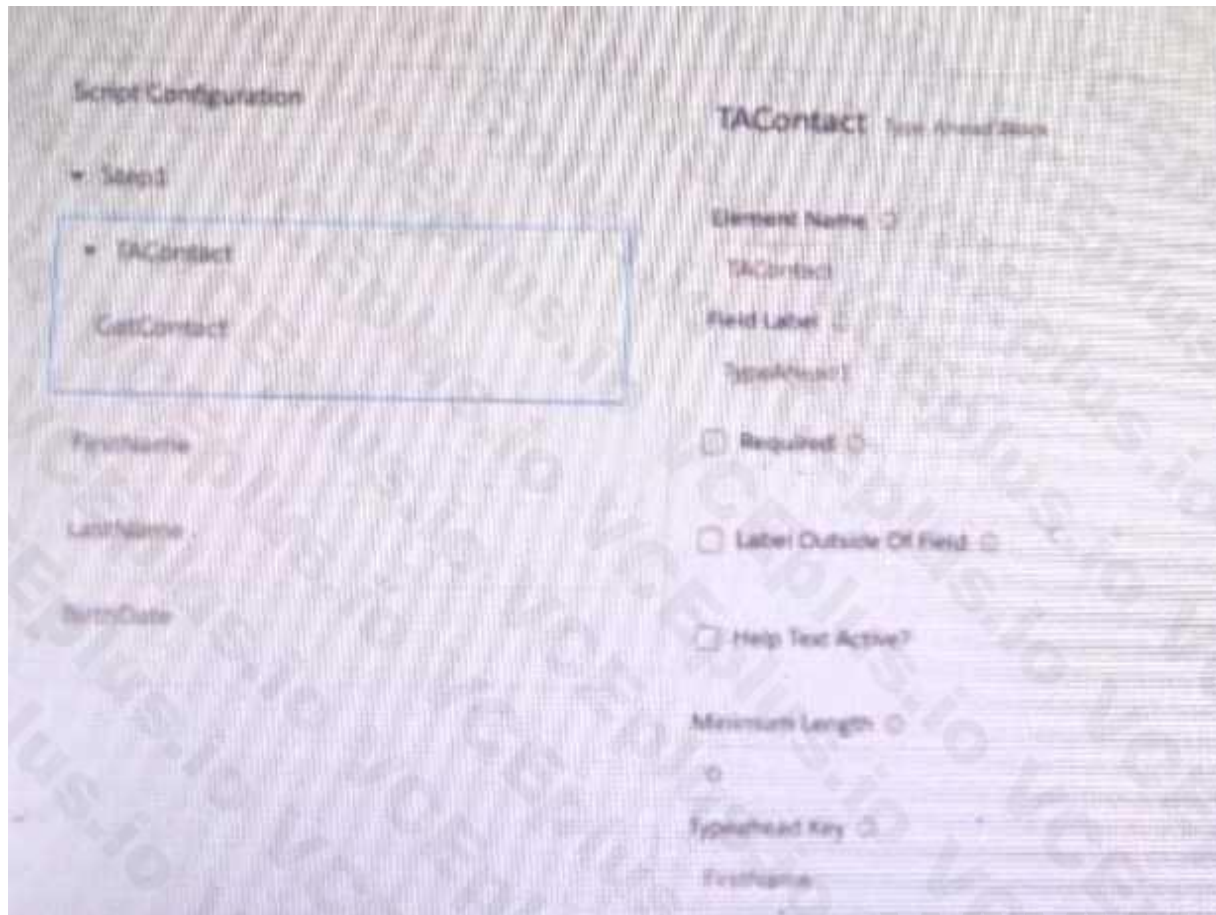
- A. {Postalcode}
- B. {Parent.postalcode}
- C. {Records.postalcode}
- D. {Params.postalcode}

Answer: B

Explanation:

Question No: 33

Refer to the exhibit.



A developer creates an OmniScript display FirstName, LastName, and BirthDate of a contact using a Type Ahead Block. The DataRaptor used in the Type Ahead has been tested and fetches the correct data.

When previewing Omniscript, the developer enters a name in the Type Ahead and makes a selection of a contact from the list. However, the text fields FirstName, LastName, and BirthDate are not getting populated with the data.

What is the reason that the fields fail to display the fetched data?

- A. Lookup Mode is not selected in the properties of the Type A Head Block.
- B. Use Data JSON is not selected in the properties of the Type Ahead Block.
- C. FirstName, LastName, and BirthDate are not placed inside the Type ahead Block.
- D. The Typeahead ley is not in the correct format

Answer: C

Explanation:

Question No: 34

A developer is creating a FlexCard and needs to display additional information using a Flyout.

Which two types of components can the developer embed m the flyout?

Choose 2 answer

- A. An OmniScript
- B. An Integration Procedure

- C. A DataRaptor
- D. A Child FlexCard

Answer: B, D

Explanation:

Question No: 35

A developer needs to display the following information together on one FlexCard:

- * Account name, address, phone number, website
- * Primary contact first name, contact name, address, phone number, email The account information must always be visible, and the contact information should only be visible as needed by the user.

What approach should the developer use to display the contact information on the card?

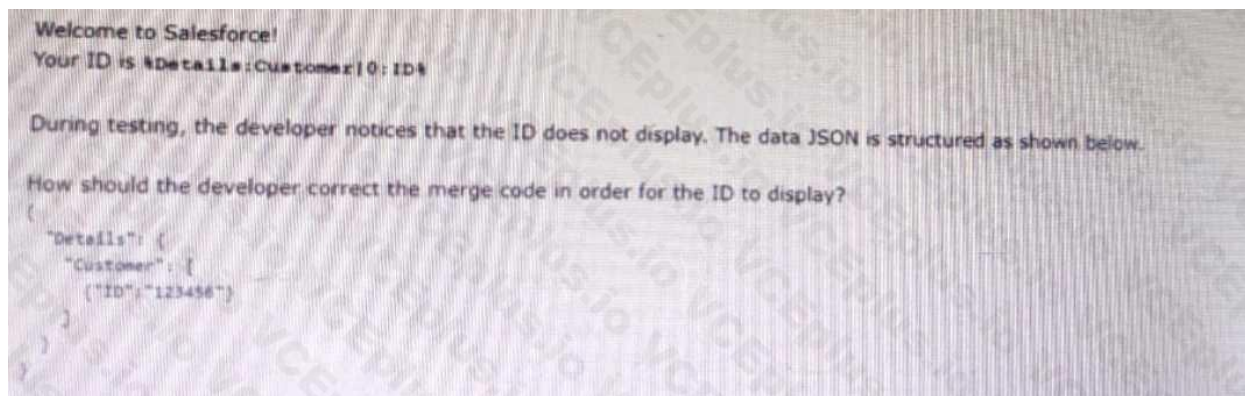
- A. Use a Datatable element
- B. Set the class'' collapsible'' on the block element
- C. Set the collapsible property on the block element
- D. Use a conditional FlexCard State

Answer: D

Explanation:

Question No: 36

A developer is creating an OmniScript that provisions trail orgs to their customers. The following text block in the Omniscript uses a merge code to display the ID for the new trail org:



- A. To %sDetails: Customer|0: ID\$
- B. To %Details: Customer|1: ID%
- C. To %sDetails: Customer|0: ID%%
- D. To %Details: Customer|n: ID%

Answer: B

Explanation:

Question No: 37

A developer is configuring the API URL in an HTTP Action element within an Integration procedure.

What is the merge code syntax for passing a Date node from an element named SetValues in the URL?

- A. x%SetValues.Date%
- B. (' Setvalues') ['Date']
- C. %SetValues Date
- D. {(SetValues. Date)}

Answer: A

Explanation:

Question No: 38

An OmniScript displays data from an API using Integration Procedure, but some of the data is missing.

Which two configuration errors could cause this? Choose 2 answers

- A. The element name for the missing data does not match the JSON node key in the Integration Procedure Response.
- B. The Integration Procedure Preview Input Parameters do not match the JSON sent from the OmniScript.
- C. The JSOW sent from the Integration Procedure Action does not match any of the Original Input for the Integration Procedure
- D. The missing data is trimmed in the Integration Procedure Action Response JSON Path.

Answer: A, D

Explanation:

Question No: 39

A developer need to configure a calculation procedure to calculation a subtotal using two different depending on whether the input Boolean variable is Customer is set to true or false.

How should a developer configure the calculation procedure to conditionally execute the correct formula?

- A. Use two separate Calculation Steps with the Conditional Step property selected: use the ISTRUE(isCustomer) and NOT (ISTRUE) (isCustomer) functions in the Condition syntax.
- B. Use two separate Calculation Steps with the Conditional Step property selected: reference just the isCustomer variable in the Conditional syntax (no comparison necessary)
- C. Use two separate Calculation Steps with the Conditional Step property selected: compare the isCustomer variable directly to the literal true and false values in the Condition syntax.
- D. Use a single Calculation Steps with IF statement directly in the formula definition to reference the isCustome variable and conditionally perform the appropriate calculation.

Answer: B

Explanation:

Question No: 40

A developer needs to display read-only contact information in a OmniScript. The developer will format the information as a table, using merge codes to dynamically include first name, last name, street address, state, postal, code, and country from the data JSON.

Which OmniScript element should the developer use to meet this requirement?

- A. Rich text Area

www.VCEplus.io

B. Text area

C. Text Block

D. Edit Block

Answer: C

Explanation:

Question No: 41

A developer needs to limit the of a DataRaptor Extract to a maximum of one result.

How should the developer configure this?

A. Define a formula with the Filter function

B. Use a Custom Output Type when creating the DataRaptor

C. Use the LIMIT filter on the Extract definition

D. Set the Limit Property on the Action that calls the DataRaptor Extract.

Answer: C

Explanation:

Question No: 42

Refer to the following row-versioned calculation matrix.

www.VCEplus.io

Version 1

Input	Input	Output	RowStartDate	RowEndDate
State	County	Code		
CA	San Francisco	CA-SF	Jan011980	Jun301980
CA	San Mateo	CA-SM	Jan011980	Jun301980

Version 2

Input	Input	Output	RowStartDate	RowEndDate
State	County	Code		
CA	San Francisco	CA-SF	Jan011980	Jun301980
CA	San Mateo	CA-SM	Jan011980	Jun301980
CA	Mountain View	CA-MV	Jul011980	Dec311980

Version 3

Input	Input	Output	RowStartDate	RowEndDate
State	County	Code		
CA	San Francisco	CA-SF	Jan011980	Jun301980
CA	San Mateo	CA-SM	Jan011980	Jun301980
CA	Mountain View	CA-MV	Jul011980	Jan311980
CA	San Carlos	CA-SC	Jul011980	Dec311980

Color Yellow - represents the rows that are shared across versions.

The developer needs to delete the row that contains the Code CA-SF.

If the developer deletes that row in Version 3, what is the result?

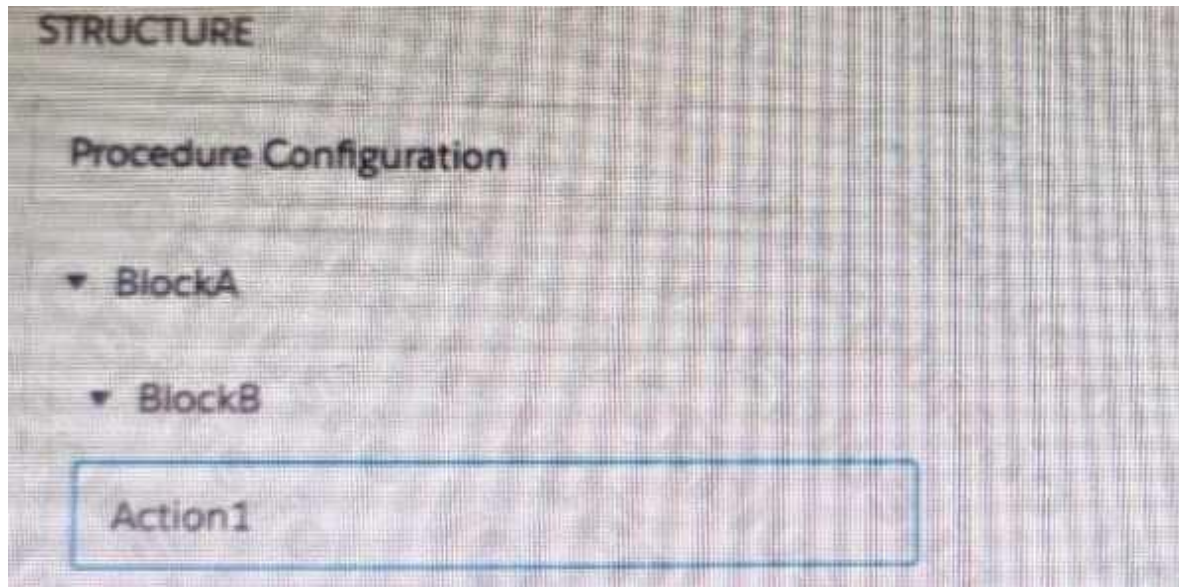
- A. The row is delete only in Version 3.
- B. The row is deleted In Versions 2 and 3 but will remain in Version 1.
- C. The row is deleted in Version 3 and Version 1.
- D. The row is deleted in all versions

Answer: A

Explanation:

Question No: 43

Refer to the exhibit below. In this integration production structure, what Send JSON Path would be used to send the Output of the Action1 element to a Remote Action?



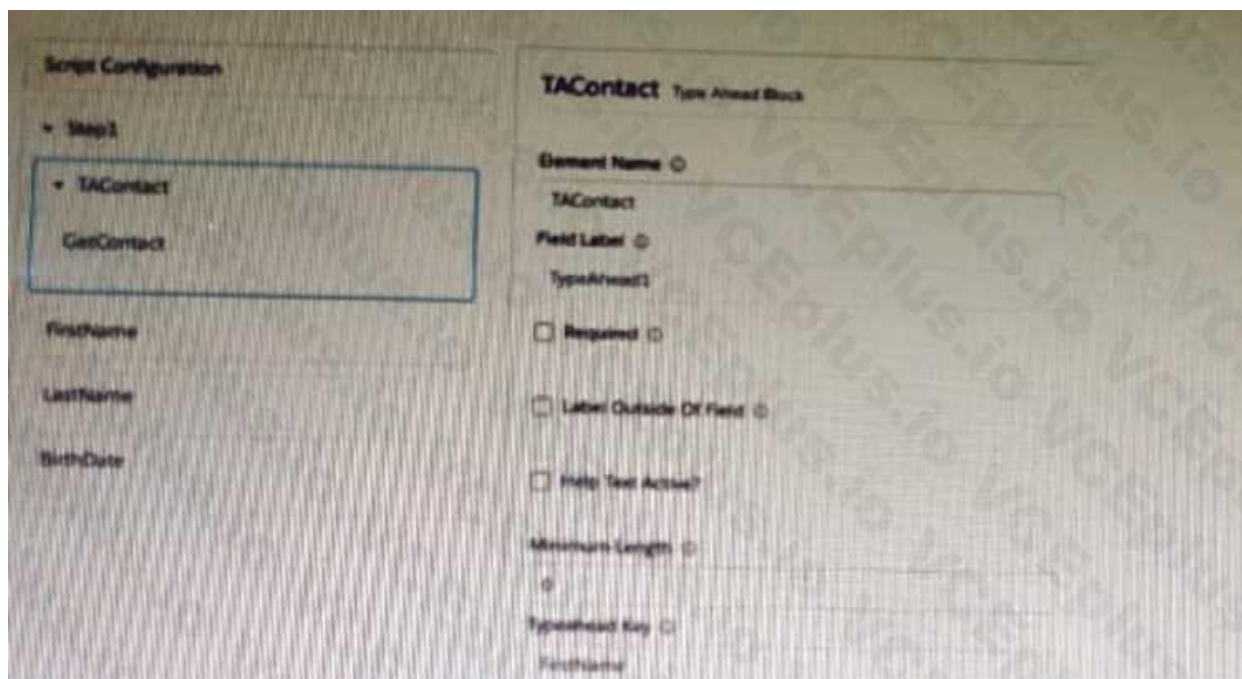
- A. Action1. BlockB. Block A
- B. Action1: BlockB. Block A
- C. BlockA: BlockB. Action 1
- D. BlockB: BlockB. Action1

Answer: B

Explanation:

Question No: 44

Refer to the exhibit below.



What is the reason that the fields fail to display the fetched data?

www.VCEplus.io

- A. Lookup Mode is selected in the properties of the Type Ahead Block.
- B. FirstName, LastName, and BirthDate are not placed inside the Type Ahead Block.
- C. The typeHead key is not in the correct format.
- D. Use Data JSON is Not selected in the properties of the Type Ahead Block.

Answer: B

Explanation:

Question No: 45

A developer creates an OmniScript to update billing information. After analyzing the different types of customer interactions that occur at the company, the developer determines updating billing information should be included in the majority of customer interactions, which are represented by more than 20 different FlexCards.

What is the most efficient way for the developer to configure the action that invokes the OmniScript?

- A. As an OS Action
- B. As a Custom Action
- C. As an OmniStudio Action
- D. As a Lightning Action

Answer: A

Explanation:

Question No: 46



A)


```

"Step1": {
  "Block1": {
    "Text1": "Text",
    "Block2": {
      "Telephone1": "1234567890",
      "Checkbox1": false
    }
  },
  "Block3": {
    "Multi-select1": "Value A;Value B"
  }
}

```

B)

```

"Step1": {
  "Block1": {
    "Text1": "Text",
    "Telephone1": "1234567890",
    "Block2": {
      "Checkbox1": false
    }
  },
  "Block3": {
    "Multi-select1": "Value A;Value B"
  }
}

```

A. Option A

B. Option B

Answer: A

Explanation:

Question No: 47

A developer needs to build a multi-step intake form. Each step must allow the user to cancel the intake at any time. The developer is using an LWC OmniScript to build the form.

How should the developer implement the cancel functionality for all steps using the LWC OmniScript Designer?

- A. Check the Enable Cancel checkbox in the Setup tab under Cancel Options.
- B. Add a navigation Action inside each step and set the Component name to "Cancel",
- C. Add a navigation Action outside each step and set the Element Name to "Cancel",
- D. Add a navigation Action inside each step and set the Element Name to "Cancel",

Answer: A

Explanation:

Question No: 48

A developer has a requirement to create a child FlexCard that contain all of its parent FlexCard's records in a Datatable.

- A. {Records[0]}
- B. {Records}

www.VCEplus.io

C. {Params records}

D. {recordId}

Answer: B

Explanation:

Question No: 49

An OmniScript updates data from one Salesforce record, but when it completes, only some of the data is updated in Salesforce. A DataRaptor Load saves the data. What error could cause this behavior?

Choose 2 answers

A. The fields that are not updated are read only in Salesforce.

B. In the DataRaptor Load, in the Preview tab, the Record is from the wrong record type.

C. The input JSON paths in the DataRaptor Load do not match the JSON from the OmniScript.

D. ContextId is misspelled in the merge code that passes the RecordId to the DataRaptor

Answer: A, C

Explanation:

Question No: 50

In an OmniScript, a developer needs to configure a Disclosure element to require user input only if the user already checked a Non-Disclosure Agreement Checkbox.

How should the developer configure the conditional view to meet this requirement?

A. Show element if true

B. Disable read only if true

C. Set element to optional if false

D. Set element to require if true

Answer: A

Explanation:

Question No: 51

A developer needs to retrieve data from an external system that stores policy data. The external system supports REST APIs to access and update the policies. Due to the volume of the policy data and peak hours of business, calls to the REST APIs sometimes take longer than expected to response.

The developer creates an Integration Procedure to retrieve the policy data for use in an OmniScript.

Given the external system's known performance issues, which configuration should be used to implement the call to the external system?

Choose 2 answers

A. Set the Timeout property on the HTTP Action in the Integration Procedure

B. Configure a Remote action with timeout settings of 120000

C. Check the Chainable checkbox on the integration procedure Action in the OmniScript

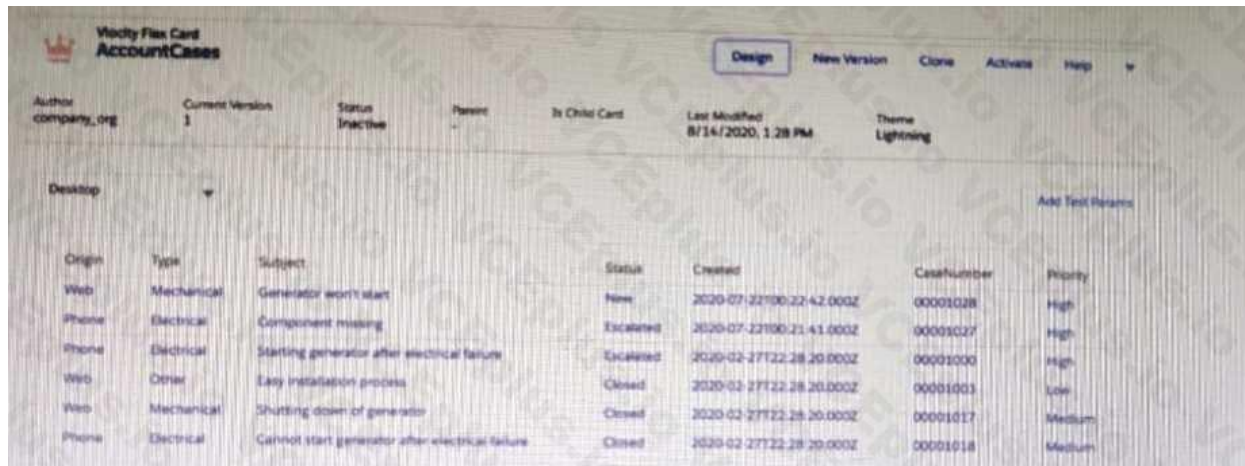
D. Check the Chain on Step Check on the HTTP Action in the Integration Procedure

Answer: B, D

Explanation:

Question No: 52

A developer needs to create a list of cases for an account in a single Databse in a FlexCard. Like the one shown below.



Origin	Type	Subject	Status	Created	CaseNumber	Priority
Web	Mechanical	Generator won't start	New	2020-07-22T00:22:42.000Z	00001028	High
Phone	Electrical	Component missing	Escalated	2020-07-22T00:21:41.000Z	00001027	High
Phone	Electrical	Starting generator after electrical failure	Escalated	2020-02-27T22:28:20.000Z	00001000	High
Web	Other	Lazy installation process	Closed	2020-02-27T22:28:20.000Z	00001003	Low
Web	Mechanical	Shutting down of generator	Closed	2020-02-27T22:28:20.000Z	00001017	Medium
Phone	Electrical	Cannot start generator after electrical failure	Closed	2020-02-27T22:28:20.000Z	00001018	Medium

How can the developer configure the FlexCard to display the case records in this way?

- A. Enable the record Looping feature on the data table elements
- B. Select the Repeatable Mode property on the data table elements
- C. Enable the Repeat Records feature on the FlexCard Setup tab
- D. Disable the Repeat Record feature on the FlexCard setup tab

Answer: D

Explanation:

Question No: 53

A developer creates a FlexCard with five state elements. For of the states have a condition. To test the FlexCard, the developer previews it using sample data that causes two of the states to have true conditions.

In this scenario, how will the developer know which state will display?

- A. The first state with true conditions sequence closest to the top of the FlexCard canvas will display.
- B. The first state with true nested condition, regardless of sequence in the FlexCard canvas, will display
- C. The state sequenced first in the FlexCard canvas will display.
- D. The first state with a true AND condition, regardless of sequence in the FlexCard canvas, will display.

Answer: A

Explanation:

Question No: 54

A developer writes an OmniScript that includes a DataRaptor that updates the Account statue based on information provided from the OmniScript. The information must be updated only if the Account record already exists. Otherwise, a new account must be created.

How should the developer accomplish this task?

- A. Populate the Lookup object and Lookup fields
- B. Check the Upset key and is required for Upsert checkboxes on the Account id field
- C. Check the Upsert key checkbox on the Account Status field
- D. Check Overwrite Target for all Null input checkbox on the Account id field

Answer: B

Explanation:

Question No: 55

An integration Procedure uses an HTTP action to make a REST API call. The response from the RESTAPI must be converted into a specific XML structure before sending it as an input to another externalwen service.

How should the developer configure the Integration Procedure to meet this requirement?

- A. Use a Remote Action that calls the XMLStreamReader class
- B. Use a Remote Action that calls the XMLStreamWriter class
- C. Use a DataRaptor Transform to convert JSON to XML
- D. Use a DataRaptor Extract and check the XML checkbox on the Output JSON Path.

Answer: C

Explanation:

Question No: 56

A developer needs to build a DataRaptor Transform to send current weather to both an OmniScript Card Layout. Which of these samples would be valid for the Expected Output JSON?

A)

```
{
  "Current:TempF": 53.1,
  "Current:CityState": "Baltimore, MD",
  "Current:TempF": 14.6
}
```

B)

```
{
  "Current": {
    "TempF": 53.1,
    "CityState": "Baltimore, MD",
    "TempF": 14.6
  }
}
```

C)

```
<root>
  <Current>
    <TempF>88.1</TempF>
    <CityState>Baltimore, MD</CityState>
    <TempC>14.6</TempC>
  </Current>
</root>
```

D)

```
{
  "Current": {
    "TempF": 88.1,
    "CityState": "Baltimore, MD",
    "TempC": 14.6
  }
}
```

A. Option A

B. Option B

C. Option C

D. Option D

Answer: D

Explanation:

Question No: 57

Refer to the exhibit.

Account		Contact		Contact	
Name	Anne	Name	Edward Skamros	Name	Howard Jones
Phone	(222) 154-8450	Cell Phone	(212) 154-8562	Cell Phone	(690) 156-1102

The card layout uses an integration Procedure as a data source. The cards use the layout data source.

Which JSON data structure supports this card layout and follows best practices?

A)

www.VCEplus.io

```
{
  "Contact": [
    {
      "CellPhone": "(212) 154-8562",
      "Name": "Edward Stamos"
    },
    {
      "CellPhone": "(650) 156-1102",
      "Name": "Howard Jones"
    }
  ],
  "Account": {
    "Phone": "2221546450",
    "Name": "Acme"
  }
}
```

B)

```
{
  "Contact": [
    {
      "CellPhone": "(212) 154-8562",
      "Name": "Edward Stamos"
    },
    {
      "CellPhone": "(650) 156-1102",
      "Name": "Howard Jones"
    }
  ],
  "AccountPhone": "2221546450",
  "AccountName": "Acme"
}
```

C)

www.VCEplus.io

```
[
  {
    "Account": {
      "Phone": "2221546458",
      "Name": "Acme"
    },
    "ContactCellPhone": "(212) 154-8561",
    "ContactName": "Edward Stamos"
  },
  {
    "Account": {
      "Phone": "2221546458",
      "Name": "Acme"
    },
    "ContactCellPhone": "(650) 156-1102",
    "ContactName": "Howard Jones"
  }
]
```

A. Option A

B. Option B

C. Option C

Answer: C

Explanation:

Question No: 58

A developer creates an Integration Procedure with a Set Values and a DataRaptor Extract Action that requires AccountId as a key. When the developer previews the Integration Procedure, the developer enters the AccountId correctly and execute the Preview. The developer sees the data extract by the DataRaptor in the Debug Log, but the response is empty.

What is the likely cause of this issue?

A. The DataRaptor Action did not have the add response Ro Response JSON property set to true.

B. The Response cannot be previewed directly.

C. A Response Action was not added to the integration Procedure.


D. The AccountId used for the preview is invalid.

Answer: C

Explanation:

Question No: 59

Refer to the exhibit.

Input Data	Output Data
ProductCode (Text) 	BasePrice (#)
Search column	Search column
ACC154	10.23
CAA876B	20.36
HRA320	12.99
HRA320B	13.99

All inputs to the Calculation Matrix are set correctly.

The Calculation Matrix has the following input:

```
{
  "input": {
    "ProductCode": "HRA320"
  }
}
```

www.VCEplus.io

What is the output?

- A. Null
- B. 13.99
- C. 12.99,13.99
- D. 12.99

Answer: B

Explanation:

Question No: 60

The OmniScript must retrieve device details stored in the Asset object and then call an external system to send troubleshooting commands via REST API to the device.

Which two OmniScript element should the developer use to configure this functionality?

- A. DataRaptor Extract Action
- B. REST API Action

C. Navigation Action

D. SOQL Action

E. HTTP Action

Answer: A, E

Explanation:

Question No: 61

Refer to the exhibit.

What JSON from the DRGetAccountDetails action would display all six values correctly in the OmniScript structure shown? BlkContacts is a Repeat Block.



A)

```
{
  "Contacts": [
    {
      "ContactPhone": "(212) 169-1475",
      "ContactName": "Edward Stamos"
    },
    {
      "ContactPhone": "(212) 169-1475",
      "ContactName": "Edward Stamos"
    }
  ]
}
```

B)

```
{
  "ContactPhone": "(212) 169-1475",
  "ContactName": "Edward Stamos",
  "ContactPhone": "(212) 189-8979",
  "ContactName": "Leanne Tomlin",
  "AccountPhone": "2221546450",
  "AccountName": "Acme"
}
```

C)

```
{
  "BlkContacts": [{
    "ContactPhone": "(212) 169-1475",
    "ContactName": "Edward Stamos"
  }, {
    "ContactPhone": "(212) 189-8979",
    "ContactName": "Leanne Tomlin"
  }],
  "AccountPhone": "2221546450",
  "AccountName": "Acme"
}
```

D)

```
{
  "BlkContacts": [{
    "Phone": "(212) 169-1475",
    "Name": "Edward Stamos"
  }, {
    "Phone": "(212) 189-8979",
    "Name": "Leanne Tomlin"
  }],
  "AccountPhone": "2221546450",
  "AccountName": "Acme"
}
```

www.VCEplus.io

A. Option A

B. Option B

C. Option C

D. Option D

Answer: C

Explanation:

Question No: 62

Users receive an APEC CPU limit Exceeded error when running an OmniScript in a Salesforce Community. The OmniScript includes an Integration Procedure that contains two DataRaptors.

Which two Location should the developer check to troubleshoot the issue?

Choose 2 answers

A. Script configuration

B. Community logs

C. DataRaptor configuration

D. Action Debugger

Answer: C, D

Explanation:

Question No: 63

A developer has an existing DataRaptor Load that insert Contact records with inputs as LastName and firstName. The DataRaptor works as expected when previewed.

The developer creates an integration Procedure to test the DataRaptor and is using a SetValues element in the Integration Procedure to set the first name and last name for the contact record. The DataRaptor and Integration Procedure are set up as shown in the exhibit below.



When the developer executes the Integration procedure in preview, the following error message displays: Required fields are missing: [last Name]”, How should the developer address this issue?

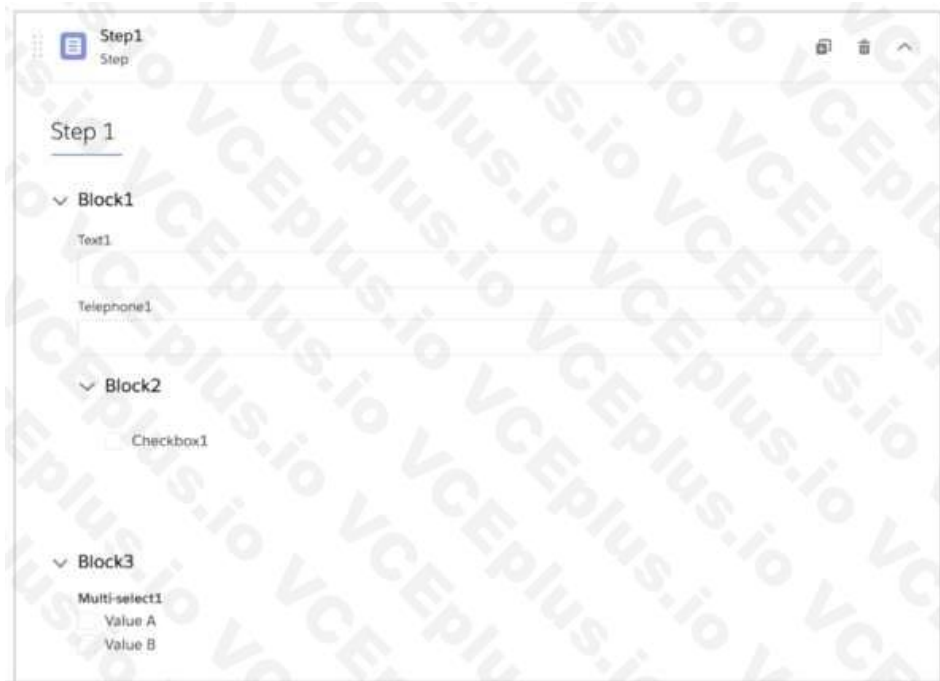
- A. SetValuesContactDetails should have been added to Additional input of DataRaptor Post Action in Integration Procedure
- B. The Set values Action Keys should include the DataRaptor Post Action element name path, e,g LoadContactDetails, lastname
- C. The DataRaptor Post Action in the integration procedure should have been executed before the Set Values Action
- D. The valid field names should be added in the Domain object field in the DataRaptor

Answer: A

Explanation:

Question No: 64

Refer to the exhibit.



What JSON code correct represent the step in the OmniScript Structure panel shown?

A)



B)



C)

www.VCEplus.io

```
"Step1": {  
  "Block1": {  
    "Text1": "Text",  
    "Telephone1": "1234567890",  
    "Block2": {  
      "Checkbox1": false  
    }  
  },  
  "Block3": {  
    "Multi-select1": "Value A;Value B"  
  }  
}
```

D)

```
"Step1": {  
  "Block1": {  
    "Text1": "Text",  
    "Telephone1": "1234567890"  
  }  
}
```

A. Option A

B. Option B

C. Option C

D. Option D

Answer: C

Explanation:

Question No: 65

A developer is building an OmniScript and needs to retrieve data from Salesforce and from an onpremises billing database.

Which two OmniScript elements could retrieve this data?

Choose 2 answers

A. Navigate Action

B. DataRaptor Extract Action

C. HTTP Action

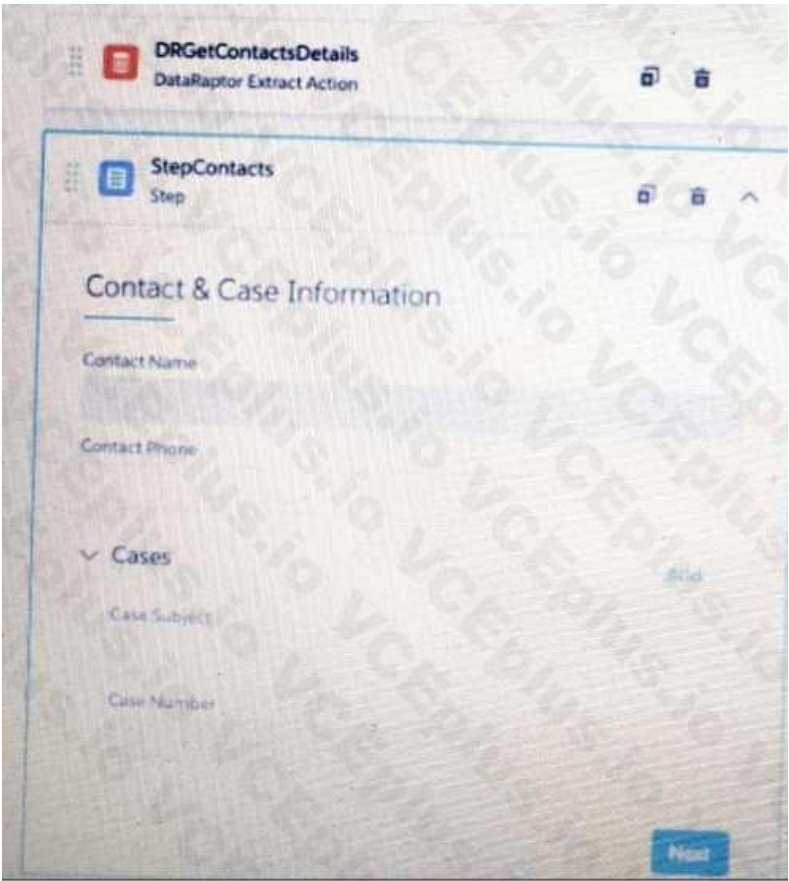
D. Response Action

Answer: B

Explanation:

Question No: 66


Refer to the exhibit below. What JSON from the DRGetContactDetails action would display all six values correctly in the shown? BlkCases is a Repeat Block, and the names of the elements are the same as the label names without spaces.



A)



B)



C)

www.VCEplus.io


```
{
  "Cases": [
    {
      "CaseSubject": "Cannot track our order.",
      "CaseNumber": "00001002"
    },
    {
      "CaseSubject": "Billing status",
      "CaseNumber": "00001004"
    }
  ],
  "ContactPhone": "(212) 489-8979",
  "ContactName": "Leanne Tomlin"
}
```

D)

```
{
  "MyCases": [
    {
      "Subject": "Cannot track our order",
      "Number": "00001002"
    },
    {
      "Subject": "Billing status",
      "Number": "00001004"
    }
  ],
  "ContactPhone": "(212) 489-8979",
  "ContactName": "Leanne Tomlin"
}
```

A. Option A

B. Option B

C. Option C

D. Option D

Answer: A

Explanation:

Question No: 67

Which two fields in an Integration Procedure can use a function like CONCAT or DATEDIFF?

Choose 2 answers

A. In Procedure Configuration, in a Tracking Custom Data value field.

B. In a Remote Action, in a Remote Options value field.

C. In a Remote Action, in an Additional Output value field.

D. In a Response Action, in an Additional input value field.

Answer: C, D

Explanation:

Question No: 68

A customer has a new Engagement Manager who is going to be the new Primary Contact for the Account.

What type of mapping does a DataRaptor Load use to create the new contact and then add it as the new Primary Contact?

A. Relationship Query

- B. Linked Mapping
- C. Lookup Mapping
- D. Lookup Key

Answer: B

Explanation:

Question No: 69

In an Integration Procedure, a developer needs to perform a multi-step calculation on every element of an array.

Based on best practices, what two methods are recommended?

Choose 2 answers

- A. Use a List Action to merge the array elements together.
- B. Use a Calculation Action to call a Calculation Procedure.
- C. Use a Set Values Element inside a Loop Block.
- D. Use a Matrix Action to call a Calculation Matrix.

Answer: B, D

Explanation:

Question No: 70

On a FlexCard canvas, several fields display with Salesforce data, but one of the fields shows only the label. What could cause this?

- A. In the Setup Pabel, {recordId} is misspelled in the Data Source Input Map.
- B. The field name in the FlexCard state does not match the DataRaptor Extract's Output JSON Path name.
- C. In the FlexCard state, the Field type for the field does not match the type in the Salesforce record.
- D. There are No test Data test Parameters configured.

Answer: D

Explanation:

Question No: 71

A developer creates a new FlexCard to display customer data and actions, such as updating billing information and changing the contact for the customer account. The FlexCard contains 10 fields and 5 actions.

During testing, several fields display with the correct data, but one of the fields shows only the label.

What could cause this?

- A. The fields have exceeded the maximum number allowed on the card.
- B. The field is null 0 the Salesforce record.
- C. {recordId} us misspelled in the Data Source Input Map.
- D. There are no test parameters configured.

Answer: A

Explanation:

Question No: 72

What OmniStudio tool pre-populates the data in a PDF used by an OmniScript?

- A. A SOQL Query
- B. A DataRaptor Load
- C. A DataRaptor Extract
- D. A DataRaptor Transform

Answer: D

Explanation:

Question No: 73

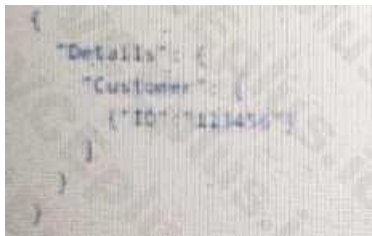
A developer is creating an OmniScript that Provisions trial orgs to their customers. The following text block in the OmniScript uses a merge code to display the ID for the new trial org:

Welcome to Salesforce

Your ID is %Details: Customer10:ID%

During testing, the developer notices that the ID does not display. The data JSON is structured as shown below.

How should the developer correct the merge code in order for the ID to display?



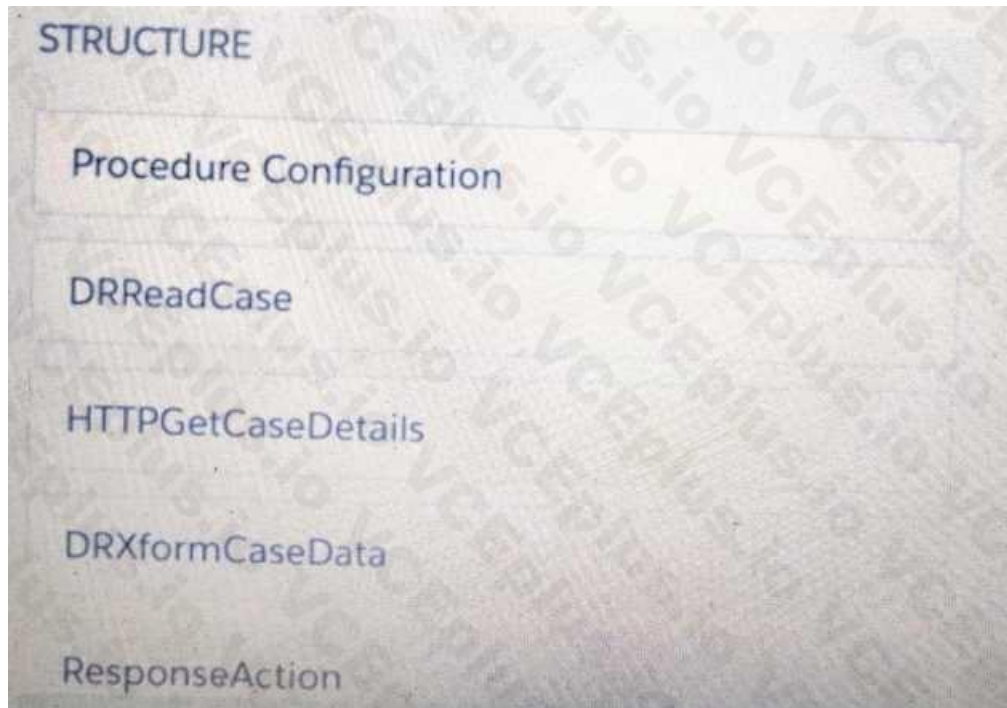
- A. To %%Details:Customer|0:ID%%
- B. To %%Details:Customer|n:ID%
- C. To %%Details:Customer|1:ID%
- D. To \$Details:Customer|0:ID\$

Answer: C

Explanation:

Question No: 74

Refer to the exhibit below. What is the merge code needed for this Integration Procedure structure to pass a CaseData node from the HTTP Action's output to the DataRaptor Transform Action?



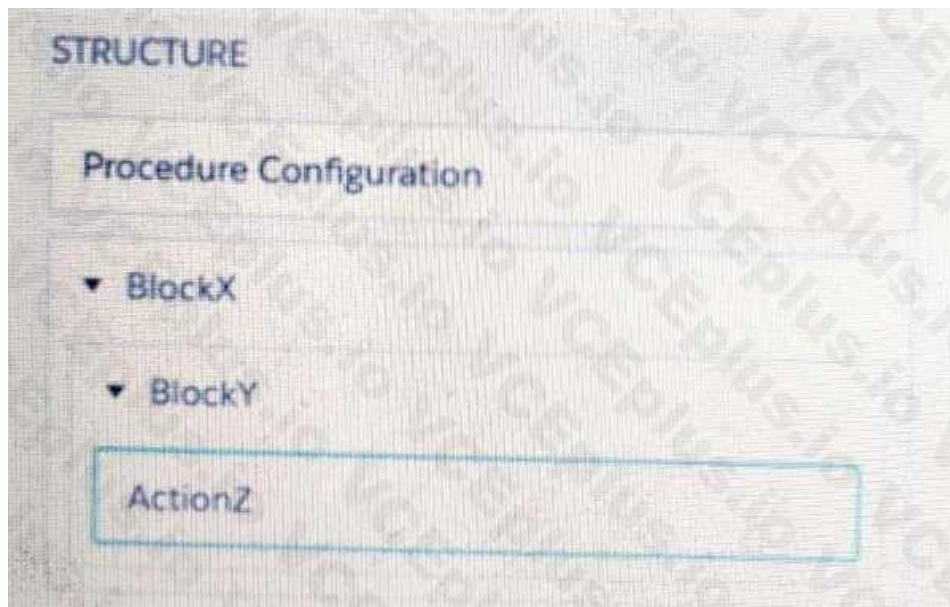
- A. %HTTPGetDetails:CaseData%
- B. %DRXformCaseData: CaseData%
- C. {{ HTTPGetCaseDetails:CaseData}}
- D. {{CaseData}}

Answer: B

Explanation:

Question No: 75

Refer to the exhibit below. In this Integration Procedure structure, what Send JSON Path would you use to send the output of the ActionZ element to a Response Action?



- A. BlockX:BlockYActionZ
- B. ActionZ:BlockY:BlockX
- C. ActionZ:BlockY:BlockX
- D. BlockX:BlockY:ActionAZ

Answer: D

Explanation:

Question No: 76

A developer is building an OmniScript and needs to retrieve data from a single field in a Salesforce record.

Which OmniScript element does this?

- A. Lookup
- B. Select
- C. HTTP Action
- D. DataRaptor Post Action

Answer: D

Explanation:

Question No: 77

A developer is building a DataRaptor Load for an Integrate Procedure used in an OmniScript.

Based on best practices, how should the developer configure the Input JSON?

- A. Copy the Input JSON from the DataRaptor Acton Debug node.
- B. Build the Input JSON node by node m an editor.
- C. Copy the Input JSON from the OmniScript {Data} modal.
- D. Build the Input JSON node by node m the DataRaptor Designer.

Answer: C

Explanation:

Question No: 78

Refer to the exhibit below. A developer has configured an integration Procedure element with Additional input.

Alternatively, how could the developer configure SEND/RESPONSE TRANSFORMATION to send exactly the same data? Assume the developer has un-checked Send Only Additional input.




A)



B)



C)



D)



A. Option A

B. Option B

C. Option C

D. Option D

Answer: D

Explanation:

Question No: 79

Which calculation procedure version in the list would execute on 2/15/2020 at 12:00 PM?

Velocity Calculation Procedures > bundlePriceQuote						
Velocity Calculation Procedure Versions						
4 items - Sorted by Version Number - Updated a few seconds ago						
	Calculation Procedure Version Name	Version Number	Enabled	Start Date Time	End Date Time	Priority
1	bundlePriceQuote v1	1	<input checked="" type="checkbox"/>	1/1/2020, 12:00 AM	4/1/2020, 12:00 AM	1
2	bundlePriceQuote v2	2	<input type="checkbox"/>	2/1/2020, 12:00 AM	3/1/2020, 12:00 AM	2
3	bundlePriceQuote v3	3	<input type="checkbox"/>	3/1/2020, 12:00 AM	4/1/2020, 12:00 AM	4
4	bundlePriceQuote v4	4	<input type="checkbox"/>	1/1/2020, 12:00 AM	3/1/2020, 12:00 AM	3

A. Version Number 1

B. Version Number 4

C. Version Number 2

D. Version Number 3

Answer: C

Explanation:

www.VCEplus.io