

Microsoft.PL-500.vJan-2024.by.Karena.55q

Website: www.VCEplus.io

Twitter: https://twitter.com/VCE_Plus

Exam Code: PL-500

Exam Name: Microsoft Power Automate RPA Developer



Case Study 01

Contoso Pharmaceuticals

Background

Contoso Pharmaceuticals distributes specialty pharmaceuticals, ingredients, and raw materials throughout North America. The company has 33 offices and 12 warehouses across the US, Mexico, and Canada. As their customers' needs grow in sophistication, Contoso wants to delight customers with breakthrough products, exceptional service, and on-time delivery of materials. They want to automate time consuming and manual processes that are prone to error. Contoso wants to consolidate and automate ordering and fulfillment processes.

- The company has a fleet of 500 delivery trucks. The company has 150 drivers and uses third-party contractors to deliver goods.
- The company has 400 warehouse workers and 30 finance clerks.
- Contoso has 85 sales representatives and 50 customer service representatives. Sales representatives spend most of their time on the road visiting customers or prospects.
- The IT department consists of four system administrators and six system analysts.

Current environment

Overview

Contoso Pharmaceuticals has a custom enterprise resource management (ERP) system. It is difficult to integrate other applications and services with the system. Office staff manually key in purchase orders, customer orders, and invoices after they receive a scan or hard copy of an agreement.

Applications

- The company uses a custom supplier management system named SMSApps that runs on each user's workstation. The system is costly to run and maintain. SMSApp does not have an API.
- Sales representatives manage customer requests by using Dynamics 365 Sales.
- Contoso has Microsoft Power Platform development, user acceptance testing (UAT), and production environments.
- Administrators create one Accounts Payable (AP) mailbox for each environment to support testing.
- The use of a DLP policy and Desktop Flow development is specified as part of the automation requirements.

Business process

1. Sales representatives create quotes by using a Microsoft Word document template. The template allows representatives to include product quantity, and cost estimation details that will be needed to fulfil an order. The representative converts quotes to a PDF file and emails the file to the customer for approval.
2. The sales representative alerts the finance team about the new order and emails the finance team a copy of the quote for processing.
3. The finance team prints the quote and manually creates a purchase order (PO) into SMSApp to request materials from a known and trusted vendor.
4. The SMSApp distributes the PO to stakeholders. The system sends a copy to a shared finance team mailbox.
5. Once a PO is fulfilled by a vendor, the system sends an email to the finance mailbox. The finance team releases an order to the warehouse.
6. Materials are shipped from the vendor to one of Contoso's warehouses. Warehouse workers enter key information from the waybill into SMSApp. The materials are unloaded and racked in the warehouse until they are shipped to customers.
7. Upon checking for new daily orders in SMSApp, they see an open order is pending that is awaiting the newly received materials 8. The Warehouse worker loads an order onto a truck for delivery and marks the order as complete in SMSApp.
9. Sales representatives provide fulfillment status and tracking information for orders.
10. A finance clerk prepares an invoice and sends the invoice to the customer by email. The clerk sends a copy of the email to the shared AP mailbox.
11. The AP team monitors the shared mailbox to confirm that the customer has paid the invoice.

Requirements

Functional requirements

- Large volume orders must be processed before other orders.
- Invoices must be cross-checked with received items against packing slip for shipments.
- The finance team must be able to analyze patterns in transactional data to conduct fraud prevention activities.
- You must automate the process of entering data about incoming orders into SMSApp.
- The solution must follow the principle of least privilege.

Purchase Order Quantity flow

- You must create an unmanaged solution to update purchase order details in SMSApp. The flow must use a manual trigger.
- Members of Accounts Payable team will be testers for the solution. They must be able to access the Purchase Order Quantity flow.

Flow for processing invoice data

- You must create a flow to monitor the AP mailbox. When an invoice arrives as an attachment in the inbox, the flow must automatically process the invoice data by using a form processing model. The flow must cross-check the received items against the packing slip.
- You must use different Accounts Payable email addresses for development user acceptance testing (UAT), and production environments.
- You must use an environment variable to represent the Accounts Payable mailbox for the environment in use.
- You must be able to use the environment variable across multiple cloud flows, a custom connector, and a canvas app.

Technical requirements

- Users must only be allowed to connect to and access systems that are required for the employee to perform required job tasks.
- All automation flows must be either co-owned or shared between staff.
- All employees must be able to access the new environment to build personal productivity automations.
- You must distribute the workload for desktop flows to optimize productivity.

Monitor flows

- All data extracted from Invoices should be stored in a custom Dataverse entity. Only employees who are part of Finance role should be able to edit all Invoice data but must be prevented from creating or deleting one.

Issues

Invoice data

All users report that they can see and modify invoice data.

New environment

- The IT department creates a new environment. A user creates a cloud flow named FlowA in the environment that triggers a desktop flow. A user reports that the cloud flow does not trigger the desktop flow to run.
- Microsoft Dataverse is not provisioned in the new environment. You attempt to create a Desktop flow in the default environment but receive a Dataverse error message and cannot proceed.

Data entry automation flow

An administrator runs a new desktop flow in the development environment to automate data entry into SMSApp. The flow automatically reverts to a suspended state.

Order fulfillment flow

You must automate the customer communication process by using an unattended desktop flow. The flow must check the fulfillment status of each active order in SMSApp. If an order is fulfilled, the flow must send the customer an email that includes tracking information for their order.

QUESTION 1

You need to identify the cause for the SMSApp data entry issue. What is the root cause?

- A. The DLP policy that contains the desktop flow connector was deleted.
- B. The default policy group is set to Blocked.
- C. The desktop flow was not shared with the finance clerk.
- D. The scope of the DLP policy was changed to exclude the development environment
- E. The Power Automate Management connector is assigned to the Business category.

Correct Answer: B

Section:

Explanation:

QUESTION 2

You need to configure the flow for processing invoices that arrive in the AP mailbox. Which three elements should you use? Each correct answer presents part of the solution. NOTE: Each correct selection is worth one point.

- A. Document type
- B. Location
- C. Pages
- D. AI model
- E. Form type
- F. Form

Correct Answer: A, C, D

Section:

Explanation:

QUESTION 3

You need to implement security to resolve the invoice data issue

Which three actions should you perform? Each correct answer presents part of the solution.

NOTE: Each correct selection is worth one point.

- A. Clear the Create and Delete permissions. Set the Read permission and Write permission values to Organization.
- B. Select the Finance role, select Custom Entities and navigate to the table.
- C. In Microsoft Power Platform admin center, navigate to the Users section.
- D. In Microsoft Power Platform admin center, navigate to the Security roles section.
- E. Clear the Create and Delete permissions. Set the Read permission and Write permission values to Business unit.
- F. Select the Finance role select Core Records, and then navigate to the table.

Correct Answer: B, D, E

Section:

Explanation:

To implement security to resolve the invoice data issue, you need to perform three actions: In Microsoft Power Platform admin center, navigate to the Security roles section. This is where you can manage the security roles for your environment and assign them to users or teams. Select the Finance role, select Custom Entities and navigate to the table. This is where you can configure the access level for each entity in your environment based on your security role. Clear the Create and Delete permissions. Set the Read permission and Write permission values to Business unit. This will restrict users with this role from creating or deleting records in this table, but allow them to read or write records within their business unit.

QUESTION 4

You need to resolve the fulfillment status flow issue.

Which three actions should you perform? Each correct answer presents part of the solution.

NOTE: Each correct selection is worth one point.

- A. Ensure that the flow instance does not remain in the queue for more than three hours.
- B. Ensure that all users are signed out from the target machine.
- C. Use different local Windows accounts for all machines.
- D. Ensure that the flow is not using elevated privileges.
- E. Trigger the flow by using an on-premises data gateway.

Correct Answer: B, C, E

Section:

Explanation:

QUESTION 5

You need to configure permissions for the Purchase order quantity flow. Which permission should you assign?

- A. Co-owner
- B. Run-only user
- C. Owner
- D. User

Correct Answer: B

Section:

Explanation:

To configure permissions for the Purchase order quantity flow, you should assign the run-only user permission to the finance clerk. This will allow them to run the flow without being able to edit or share it¹. The other permissions are not suitable for this scenario because: Co-owner permission would give the finance clerk full access to edit, share, and delete the flow, which is not necessary or desirable¹. Owner permission would transfer the ownership of the flow to the finance clerk, which would remove your access and control over it¹. User permission would not allow the finance clerk to run the flow at all, only to view it¹.

QUESTION 6

You need to ensure that the solution uses the correct accounts payable mailbox. Which three actions should you perform? Each correct answer part of the solution, NOTE: Each correct selection is worth one point.

- A. Set the current value for the accounts payable mailbox in the environment.
- B. Set the default value for the accounts payable mailbox in the environment.
- C. Turn off and then turn on the cloud flows.
- D. Use separate environment variables for the cloud flow and the canvas app.
- E. Use one environment variable for both the cloud flows and the canvas app.

Correct Answer: A, C, E

Section:

Explanation:

To ensure that the solution uses the correct accounts payable mailbox, you need to perform three actions: Set the current value for the accounts payable mailbox in the environment. This will update the value of the environment variable that stores the email address of the accounts payable mailbox¹. Turn off and then turn on the cloud flows. This will refresh the cloud flows and make them use the updated value of the environment variable¹. Use one environment variable for both the cloud flows and the canvas app. This will ensure consistency and avoid duplication of data across different components of your solution¹.

QUESTION 7

HOTSPOT

You need to configure the solution.

What should you use? To answer, select the appropriate options in the answer area.

NOTE: Each correct selection is worth one point.

Hot Area:

Answer Area

Requirement

Automate the SMSApp data entry process.

Option

- Action
- Workflow
- Desktop flow
- Mobile task flow

Handle invoices sent to the Accounts payable mailbox.

- When a folder is created
- When an item is created
- When a new email arrives
- When a new email arrives in a shared mailbox

Implement the order process.

- Workflows
- Instant flows
- Business rules
- Business process flows

Answer Area:

Answer Area

Requirement

Automate the SMSApp data entry process.

Option

- Action
- Workflow
- Desktop flow
- Mobile task flow

Handle invoices sent to the Accounts payable mailbox.

- When a folder is created
- When an item is created
- When a new email arrives
- When a new email arrives in a shared mailbox

Implement the order process.

- Workflows
- Instant flows
- Business rules
- Business process flows

Section:

Explanation:

QUESTION 8

HOTSPOT

You need to determine the causes for the reported issues.

What are the causes? To answer, select the appropriate options in the answer area.

NOTE: Each correct selection is worth one point.

Hot Area:

Answer Area	
Issue	Cause
New environment	Flow checker did not run. Admin mode is turned on. Admin mode is turned off. A connector was added to a DLP policy.
FlowA	The user is in the wrong environment. The user does not have the correct permissions.
Dataverse error	There is no Microsoft Dataverse database provisioned. The user did not sign into Power Automate by using a Microsoft work account. Microsoft Dataverse was not shared with the user from the development environment.

Answer Area:

Answer Area	
Issue	Cause
New environment	Flow checker did not run. Admin mode is turned on. Admin mode is turned off. A connector was added to a DLP policy.
FlowA	The user is in the wrong environment. The user does not have the correct permissions.
Dataverse error	There is no Microsoft Dataverse database provisioned. The user did not sign into Power Automate by using a Microsoft work account. Microsoft Dataverse was not shared with the user from the development environment.

Section:

Explanation:

QUESTION 9

DRAG DROP

You need to implement a solution to manage the priority of incoming orders.

Which three actions should you perform in sequence? To answer, move the appropriate actions from the list of actions to the answer area and arrange them in the correct order.

Select and Place:

Actions

Edit the desktop flow.

Edit the cloud flow.

Modify the **Run a flow built with Power Automate for desktop** action.

Change the desktop flow's priority to High.

Set the priority value based on the volume for an order.

Set the desktop flow's queue order based on the volume for an order.

Select the desktop flow and then select **Move to top**.

Answer area

>

<

Correct Answer:

Actions	Answer area
	Edit the desktop flow.
Edit the cloud flow.	Modify the Run a flow built with Power Automate for desktop action.
	Set the priority value based on the volume for an order.
Change the desktop flow's priority to High.	
Set the desktop flow's queue order based on the volume for an order.	
Select the desktop flow and then select Move to top .	

Section:

Explanation:

To implement a solution to manage the priority of incoming orders, you need to perform three actions in sequence: Edit the cloud flow that triggers the desktop flow. This is where you can define the logic for setting the priority value based on the volume for an order1.Modify the Run a flow built with Power Automate for desktop action in the cloud flow. This is where you can pass the priority value as a parameter to the desktop flow1.Set the priority value based on the volume for an order in the desktop flow. This is where you can use the priority value as a dynamic content to determine how the desktop flow will run on the target machine1.

Case Study 02

Background

City Power and Light is one of the biggest energy companies in North America. They extract, produce and transport oil. The company has more than 50 offices and 100 oil extraction facilities throughout the United States, Canada, and Mexico. They use railways, trucks, and pipelines to move oil and gas from their facilities.

The company provides the following services:

- Produce oil from oil sands safely, responsibly, and reliably
- Refine crude oil into high-quality products
- Develop and manage wind power facilities.
- Transport oil to different countries/regions.

City Power and Light uses various Microsoft software products to manage its daily activities and run its machine-critical applications. Requirements

ManagePipelineMaintenanceTasks

A user named Admin1 creates a cloud flow named ManagePipelineMaintenanceTasks. Admin1 applies a data loss prevention (DLP) policy to the flow. Admin1 shares the flow with a user named PipelineManager1 as co-owner. You must determine the actions that PipelineManager can perform.

MaintenanceScheduler

You create a cloud flow that uses a desktop flow. The desktop flow connects to third-party services to fetch information. You must not permit the desktop flow to run for more than 20 minutes. You must configure sharing for MaintenanceScheduler to meet the following requirements:

- User1 must be able to work with you to modify the desktop flow.
- User2 must be able to access and review the run history for the flow.
- You must grant User3 permissions to run but not modify the desktop flow.

ERPDataOperations flow

City Power and light uses an enterprise resource planning (ERP) system. The ERP system does not have an API. Each day the company receives an email that contains an attachment. The attachment lists orders from the company's rail transportation partners. You must create an automation solution that reads the contents of the email and writes records to the ERP system. The solution must pass credentials from a cloud flow to a desktop

flow.

RailStatusUpdater

City Power and Light actively monitors all products in transit. You must create a flow named RailStatusUpdater that manages communications with railways that transport the company's products. RailStatusUpdater includes five desktop flow actions.

You must run the desktop flows in attended mode during testing. You must run the desktop flows in unattended mode after you deploy the solution. You must minimize administrative efforts. Packaging

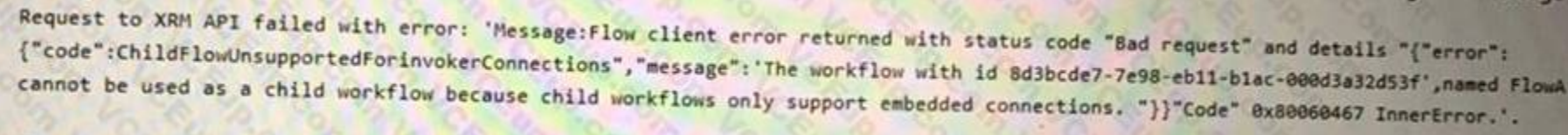
You must package the automations in a solution. All required components must be included in the solution. Issues

ProductionMonitor flow

You create a cloud flow named ProductionMonitor which uses the Manually trigger a flow trigger.

You plan to trigger ProductionMonitor from a cloud flow named ProdManager.

You add a Run a Child flow action in ProdManager to trigger ProductionMonitor. When you attempt to save ProdManager the following error message displays:



CapacityPlanning flow

Developers within the company use cloud flows to access data from an on-premises capacity planning system. You observe significant increases to the volume of traffic that the on-premises data gateway processes each day. You must minimize gateway failures. DataCollector flow

You have a desktop flow that interacts with a web form. The flow must write data to several fields on the form. You are testing the flow. The flow fails when attempting to write data to any field on the web form.

RailStatusUpdater flow

The RailStatusUpdater flow occasionally fails due to machine connection errors. You can usually get the desktop flow to complete by resubmitting the cloud flow run. You must automate the retry process to ensure that you do not need to manually resubmit the cloud flow when machine connection errors occur.

QUESTION 1

www.VCEplus.io

You need to configure the RailStatusUpdater cloud flow. What should you do?

- A. Create a JavaScript function to update the run mode values of each action within the desktop flow.
- B. Create an environment variable. Update each desktop flow action to read the variable.
- C. Manually update each desktop flow action to change the run mode.
- D. Create a desktop flow to update the run mode values of each action within the cloud flow.

Correct Answer: B

Section:

Explanation:

According to the scenario, you want to run the desktop flow actions in unattended mode when the cloud flow is triggered by a schedule, and in attended mode when the cloud flow is triggered manually. To achieve this, you can create an environment variable that stores the run mode value (attended or unattended) and use it as an input for each desktop flow action. This way, you can change the run mode value dynamically without having to manually update each action.

QUESTION 2

You need to identify the actions that PipelineManager1 can perform.

Which three actions can PipelineManager1 perform? Each correct answer presents a complete solution. NOTE: Each correct selection is worth one point.

- A. Override the DLP policy.
- B. Modify or delete a flow.
- C. Modify the owner's connection credentials.
- D. View the run history.
- E. Set the cloud flow priority.
- F. Add or remove other owners.

www.VCEplus.io

Correct Answer: B, D, E

Section:

Explanation:

According to the scenario, PipelineManager1 is an owner of the RailStatusUpdater cloud flow. As an owner, PipelineManager1 can perform various actions on the flow, such as modifying or deleting it, viewing its run history, and adding or removing other owners. However, PipelineManager1 cannot override the DLP policy, modify the owner's connection credentials, or set the cloud flow priority, as these actions require higher permissions or roles.

QUESTION 3

You need to configure the desktop action for the MaintenanceScheduler cloud flow. Which two actions should you perform? Each correct answer presents part of the solution. NOTE: Each correct selection is worth one point.

- A. Select machine settings in Power Automate for desktop.
- B. Select the Timeout property and update the duration to PT20M.
- C. Select the Timeout property and update the duration to P20M.
- D. Launch Power Automate for desktop.
- E. Navigate to Desktop flow action settings in the cloud flow.

Correct Answer: A, B

Section:

Explanation:

According to the scenario, you want to configure the desktop action to run on any available machine in a machine group and to time out after 20 minutes if no machine is available. To do this, you need to select machine settings in Power Automate for desktop and choose a machine group as the target device for your desktop action. Then, you need to select the Timeout property and update the duration to PT20M, which stands for 20 minutes in ISO 8601 format. You do not need to launch Power Automate for desktop or navigate to Desktop flow action settings in the cloud flow, as these steps are not relevant for configuring the desktop action. You also do

not need to select C as an answer, as P20M is not a valid ISO 8601 duration format.

QUESTION 4

DRAG DROP

You need to determine the correct group for each connector used in the automations.

Which groups should you use? To answer, move the appropriate connector to the correct group. You may use each group once, more than once, or not at all. You may need to move the split bar between panes or scroll to view content

NOTE: Each correct selection is worth one point.

Select and Place:



Correct Answer:



Section:

Explanation:

QUESTION 5

You need to determine the correct action to use for the time entry automation.

Which action should you use?

- A. invoke SOAP web service
- B. HTTP
- C. Invoke web service
- D. HTTP with Azure AD

Correct Answer: A

Section:

QUESTION 6

You need to identify the components required to deploy the automation for Project Planning Application.

Which three components should you identify? Each correct answer presents part of the solution.

NOTE: Each correct selection is worth one point.

- A. Username
- B. Application ID
- C. Tenant ID
- D. Password

E. Client secret

Correct Answer: B, C, E

Section:

QUESTION 7

DRAG DROP

You need to implement the expressions for the Time Entry Application automation.

Which expressions should you use to address the requirements and issues? To answer, move the appropriate expression to the correct requirement or issue. You may use each expression once, more than once, or not at all.

You may need to move the split bar between panes or scroll to view content.

NOTE: Each correct selection is worth one point.

Select and Place:

Expressions

json()

split()

xpath()

coalesce()

Expressions for automation

Requirement or Issue	Expression
Convert XML to JSON.	
Convert CSV to an array.	
Extract query parameters from a URL.	
Extract property from an XML document.	

Correct Answer:

Expressions

json()

split()

xpath()

coalesce()

Expressions for automation

Requirement or Issue	Expression
Convert XML to JSON.	json()
Convert CSV to an array.	split()
Extract query parameters from a URL.	split()
Extract property from an XML document.	xpath()

Section:

Explanation:

QUESTION 8

You need to recommend a solution for the project closure steps.

Which solution should you recommend?

- A. Document Automation Toolkit
- B. Classic workflow
- C. Cloud flow
- D. Desktop flow

Correct Answer: C

Section:

QUESTION 9

You need to resolve the issue with the profile information system automation.

What should you do? you recommend?

- A. Set HTTP host URL

- B. Define a data loss prevention policy.
- C. Define a policy.
- D. Create custom code.
- E. Set query string parameter

Correct Answer: A

Section:

Exam A

QUESTION 1

You are creating a cloud flow that will use two Update Row actions to interact with Microsoft Dataverse. Neither of these actions are dependent on each other. You must minimize the amount of processing time required to complete the flow.

You need to implement the actions in the cloud flow.

Solution: Create a switch condition.

Does the solution meet the goal?

- A. Yes
- B. No

Correct Answer: B

Section:

QUESTION 2

HOTSPOT

A company has a customer relationship management (CRM) app installed on a machine.

Each month an employee signs into the machine by using their Azure Active Directory (Azure AD) account to generate a financial statement for each account in a list of accounts. The list of accounts is stored in Microsoft Dataverse. The employee must send each customer their statements by using Office 365 Outlook.

You need to develop a solution to automate the task.

Which components should you use? To answer, select the appropriate options in the answer area.

Hot Area:

www.VCEplus.io

Answer Area

Requirement

Trigger the solution using a schedule.

Action

Create a cloud flow that uses a manual trigger.
Create a cloud flow that uses a schedule trigger.
Create a desktop flow and use Windows Task Scheduler to trigger it.
Create a desktop flow and trigger it manually.

Access the list of accounts.

Use the Relate rows action in a cloud flow.
Use the List rows action in a cloud flow.
Use the List rows present in a table action in a cloud flow.
Use the Get a row action in a cloud flow.

Launch the CRM app.

Use the Start service action in a desktop flow.
Use the Run application action in a desktop flow.
Use the Run a flow built with Power Automate for desktop action in a cloud flow.
Use the Run desktop flow action in a desktop flow.

Generate a statement for each account.

Use the Apply to each action in a cloud flow.
Use the For each action in a desktop flow.
Use the Next loop action in a desktop flow.
Use the Go to action in a desktop flow.

Send an email with an attachment.

Use the Send email action in a desktop flow.
Use the Send an email action in a cloud flow.
Use the Send Exchange email message action in a desktop flow.
Use the Send email message through Outlook action in a desktop flow.

Answer Area:

Answer Area

Requirement

Trigger the solution using a schedule.

Action

Create a cloud flow that uses a manual trigger.

Create a cloud flow that uses a schedule trigger.

Create a desktop flow and use Windows Task Scheduler to trigger it.

Create a desktop flow and trigger it manually.

Access the list of accounts.

Use the Relate rows action in a cloud flow.

Use the List rows action in a cloud flow.

Use the List rows present in a table action in a cloud flow.

Use the Get a row action in a cloud flow.

Launch the CRM app.

Use the Start service action in a desktop flow.

Use the Run application action in a desktop flow.

Use the Run a flow built with Power Automate for desktop action in a cloud flow.

Use the Run desktop flow action in a desktop flow.

Generate a statement for each account.

Use the Apply to each action in a cloud flow.

Use the For each action in a desktop flow.

Use the Next loop action in a desktop flow.

Use the Go to action in a desktop flow.

Send an email with an attachment.

Use the Send email action in a desktop flow.

Use the Send an email action in a cloud flow.

Use the Send Exchange email message action in a desktop flow.

Use the Send email message through Outlook action in a desktop flow.

Section:

Explanation:

QUESTION 3

HOTSPOT

You create an environment for a company. You need to configure security to meet the company's requirements and follow the principle of least privilege. Which security roles should you assign? To answer, select the appropriate options in the answer area.

NOTE: Each correct selection is worth one point.

Hot Area:

Answer Area

Requirement	Security role
A user must be able to register new machines in the environment.	<div>Environment Maker</div> <div>Desktop Flows Machine Owner</div>
A user must be able to share their machine with another user.	<div>Environment Maker</div> <div>Desktop Flows Machine User</div> <div>Desktop Flows Machine User Can Share</div>
A user must be able to run desktop flows on a registered machine.	<div>Environment Maker</div> <div>Desktop Flows Machine User</div> <div>Desktop Flows Machine User Can Share</div>
A user must be able to create a machine group and add machines to the machine group.	<div>Environment Maker</div> <div>Desktop Flows Machine User</div> <div>Desktop Flows Machine Owner</div>

Answer Area:

Answer Area

Requirement

A user must be able to register new machines in the environment.

A user must be able to share their machine with another user.

A user must be able to run desktop flows on a registered machine.

A user must be able to create a machine group and add machines to the machine group.

Security role

Environment Maker

Desktop Flows Machine Owner

Environment Maker

Desktop Flows Machine User

Desktop Flows Machine User Can Share

Environment Maker

Desktop Flows Machine User

Desktop Flows Machine User Can Share

Environment Maker

Desktop Flows Machine User

Desktop Flows Machine Owner

Section:

Explanation:

QUESTION 4

DRAG DROP

You are editing a cloud flow in the Power Automate flow designer.

You need to resubmit the most recent trigger.

Which five actions should you perform in sequence? To answer, move the appropriate actions from the list of actions to the answer area and arrange them in the correct order.

Select and Place:

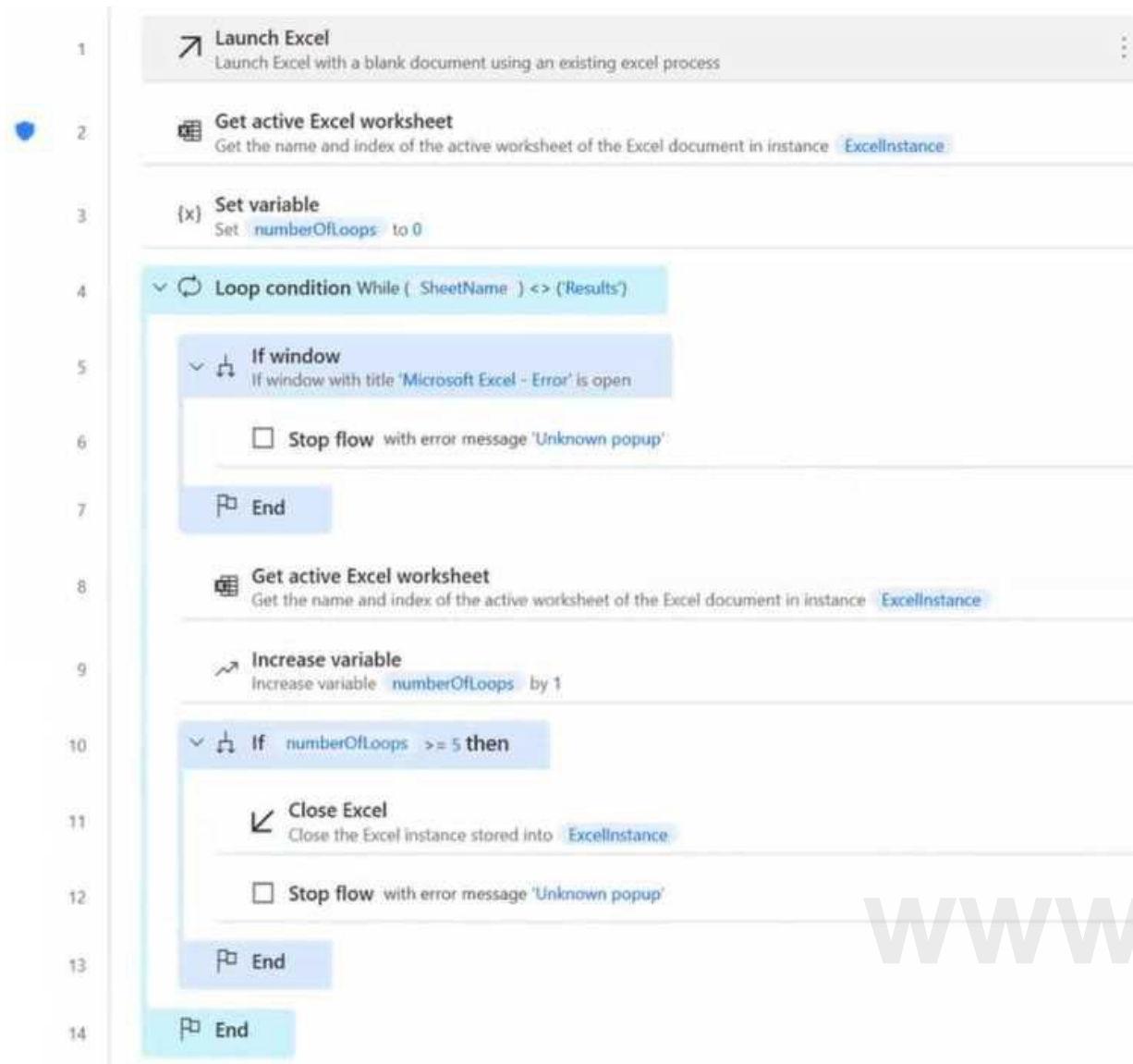
Actions	Answer area
Select Manually .	
Select Save and Test .	
Select Test .	
Select With a recently used trigger .	
Select the run you want to resubmit.	
Select Automatically .	
Select Resubmit .	

Correct Answer:

Actions	Answer area
Select Manually .	Select the run you want to resubmit.
	Select Test .
	Select Automatically .
	Select With a recently used trigger .
	Select Save and Test .
Select Resubmit .	

Section:
Explanation:

QUESTION 5
HOTSPOT
You create the following flow:



Hot Area:

www.VCEplus.io

Answer Area

Questions

What does the icon to the left of line 2 represent?

Response

- There is a breakpoint in the code.
- The action processes sensitive data.
- The action includes action-level error handling.

When will the loop condition at line 4 initialize?

- When the name of the active Excel worksheet is Results.
- When the name of the active Excel worksheet is anything other than Results.

At which point will the flow stop?

- A user opens another Excel window on their desktop.
- The number of iterations through the loop equals or exceeds five.

Answer Area:

Answer Area

Questions

What does the icon to the left of line 2 represent?

Response

- There is a breakpoint in the code.
- The action processes sensitive data.
- The action includes action-level error handling.

When will the loop condition at line 4 initialize?

- When the name of the active Excel worksheet is Results.
- When the name of the active Excel worksheet is anything other than Results.

At which point will the flow stop?

- A user opens another Excel window on their desktop.
- The number of iterations through the loop equals or exceeds five.

Section:

Explanation:

QUESTION 6

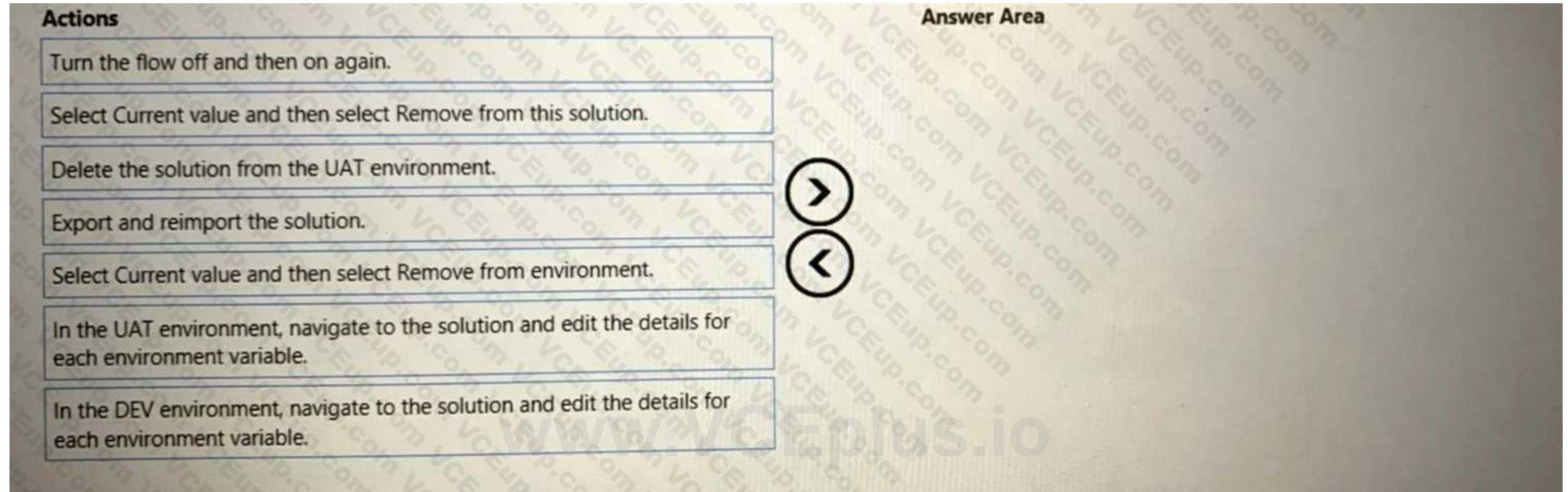
DRAG DROP

You create a Microsoft Power Platform solution. You create variables to define input values for the flow. You export the solution as managed and import the solution into a user acceptance testing (UAT) environment. The flow in the UAT environment is still using the values from the development (DEV) environment.

You need to resolve the issue.

Which four actions should you perform in sequence? To answer, move the appropriate actions from the list of actions to the answer area and arrange them in the correct order.

Select and Place:



Actions

- Turn the flow off and then on again.
- Select Current value and then select Remove from this solution.
- Delete the solution from the UAT environment.
- Export and reimport the solution.
- Select Current value and then select Remove from environment.
- In the UAT environment, navigate to the solution and edit the details for each environment variable.
- In the DEV environment, navigate to the solution and edit the details for each environment variable.

Answer Area

Correct Answer:

Actions	Answer Area
	Select Current value and then select Remove from environment.
Select Current value and then select Remove from this solution.	Turn the flow off and then on again.
	Delete the solution from the UAT environment.
Export and reimport the solution.	In the DEV environment, navigate to the solution and edit the details for each environment variable.
In the UAT environment, navigate to the solution and edit the details for each environment variable.	

Section:

Explanation:

www.VCEplus.io

QUESTION 7

DRAG DROP

You plan to create a Microsoft Visio process diagram.

You need to create the diagram and then export the diagram as a Power Automate flow.

Which five actions should you perform in sequence? To answer, move the appropriate actions from the list of actions to the answer area and arrange them in the correct order.

Select and Place:

Actions	Answer Area
Create the diagram by using BPMN shapes.	
Create the diagram by using standard flowchart shapes.	
Name the flow and select Create Flow .	
Map shapes to flow actions.	
Select Prepare to Export in the toolbar.	
Select Export to Flow .	

Correct Answer:

Actions	Answer Area
Create the diagram by using BPMN shapes.	Create the diagram by using standard flowchart shapes.
	Select Prepare to Export in the toolbar.
	Map shapes to flow actions.
	Select Export to Flow .
	Name the flow and select Create Flow .

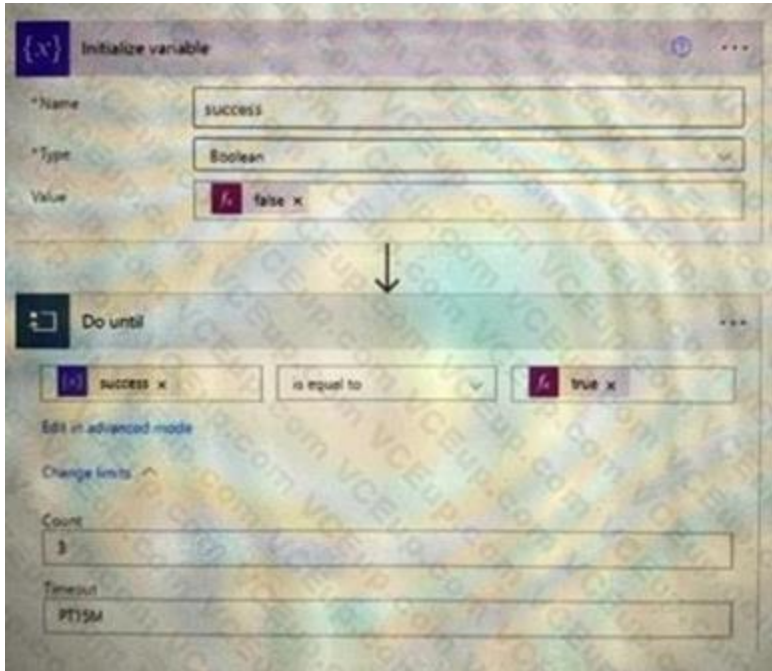
Section:

Explanation:

QUESTION 8

HOTSPOT

You create the following flow:



For each of the following statements, select Yes if the statement is true. Otherwise, select No.
NOTE: Each correct selection is worth one point.

Hot Area:

Answer Area	
Questions	Response
<p>What does the value 3 in the Count property represent?</p>	<p>The do until action will retry up to three times if there are any failures. The do until actions must succeed three times before moving on to the next action.</p>
<p>What does the value PT15M in the Timeout property represent?</p>	<p>The do until must run for a minimum of 15 minutes. The flow cannot exceed 15 minutes of total run time. The do until will time out when it reaches 15 minutes.</p>

Answer Area:

Questions	Response
What does the value 3 in the Count property represent?	<p>The do until action will retry up to three times if there are any failures.</p> <p>The do until actions must succeed three times before moving on to the next action.</p>
What does the value PT15M in the Timeout property represent?	<p>The do until must run for a minimum of 15 minutes.</p> <p>The flow cannot exceed 15 minutes of total run time.</p> <p>The do until will time out when it reaches 15 minutes.</p>

Section:

Explanation:

QUESTION 9

DRAG DROP

A company has a customer relationship management (CRM) application that runs on a virtual machine (VM) in Azure. The solution must automatically extract common invoice data from documents sent as email attachments and save the data to the company's CRM application. You need to design the solution.

In which order should you perform the actions? To answer, move all actions from the list of actions to the answer area and arrange them in the correct order.

Select and Place:

Actions

Define input variables in the desktop flow.

Create an instance of the Invoice processing AI Builder model.

Define the logic in the desktop flow to write data to the CRM.

Create a cloud flow that extracts information from the model and triggers the desktop flow.

Create a desktop flow.

➤

➤

Answer Area

⬆

⬇

Correct Answer:

Actions

Answer Area

Create a desktop flow.

Define input variables in the desktop flow.

Define the logic in the desktop flow to write data to the CRM.

Create an instance of the Invoice processing AI Builder model.

Create a cloud flow that extracts information from the model and triggers the desktop flow.

Section:

Explanation:

QUESTION 10

HOTSPOT

You are creating a custo A company uses activity logging to measure performance for invoice processing.Users report that the data analytics department takes too long to manually analyze data. The company requires an automatic process to speed up activity log analysis and provide insights.You need to select the Microsoft Power Platform feature to meet the company requirement.Which feature should you select?

Selector builder

2

☒

Pane "Budget2022"

3

☒

Pane "Sheet Budget"

4

☒

DataGrid "Grid"

5

☒

Table "BudgetData"

6

☒

Data Item "A" 3

Used

Attribute

Operator

Value

☒ Class Equal to XLDESK

☐ Enabled Equal to True

☐ Id Equal to

☐ Name Equal to

☐ Ordinal Equal to -1

☐ Process Equal to EXCEL

> pane[Class="XLDESK"] > pane[Class="ExcelGrid"][Id\$="Budget2022.xlsx"] > pane[Id@="Budget[0-9]*"] > datagrid [Id="Grid"] > table[Name^="BudgetData"] > dataitem[Id="%A"+Rowidx%]

Custom

Update

Cancel

Hot Area:

Questions	Response
A user accidentally changes the name of the Microsoft Excel file to Final_Budget2022.xlsx . Will the selector still work?	<input type="checkbox"/> Yes <input type="checkbox"/> No
A Microsoft Excel file contains a worksheet with the name Budget . Will the selector be able to find the worksheet?	<input type="checkbox"/> Yes <input type="checkbox"/> No
Which value will be extracted by using this selector?	<input type="checkbox"/> The value from cell A3. <input type="checkbox"/> The value of a cell where the ID equals ARowIdx. <input type="checkbox"/> The value of any cell defined by RowIdx variable in column A. <input type="checkbox"/> The value of any cell defined by the ARowIdx variable in column A.
A user needs to change the name of a table to Budget2022 in a sheet. Which part of the selector must the user modify?	<input type="checkbox"/> Update both the pane ID in line 3 and table name in line 5. <input type="checkbox"/> Update the pane ID in line 3. <input type="checkbox"/> Update the table name in line 5.

Answer Area:

Questions	Response
A user accidentally changes the name of the Microsoft Excel file to Final_Budget2022.xlsx . Will the selector still work?	<input type="checkbox"/> Yes <input checked="" type="checkbox"/> No
A Microsoft Excel file contains a worksheet with the name Budget . Will the selector be able to find the worksheet?	<input checked="" type="checkbox"/> Yes <input type="checkbox"/> No
Which value will be extracted by using this selector?	<input type="checkbox"/> The value from cell A3. <input type="checkbox"/> The value of a cell where the ID equals ARowIdx. <input checked="" type="checkbox"/> The value of any cell defined by RowIdx variable in column A. <input type="checkbox"/> The value of any cell defined by the ARowIdx variable in column A.
A user needs to change the name of a table to Budget2022 in a sheet. Which part of the selector must the user modify?	<input type="checkbox"/> Update both the pane ID in line 3 and table name in line 5. <input type="checkbox"/> Update the pane ID in line 3. <input checked="" type="checkbox"/> Update the table name in line 5.

Section:

Explanation:

QUESTION 11

HOTSPOT

You are creating an automation for a company. When a new record is created in a Microsoft Dataverse table, the automation must add the same data to an enterprise resource planning (ERP) system. The ERP system does not have an API. You need to create the automation solution.

What should you use? To answer, select the appropriate options in the answer area.

NOTE: Each correct selection is worth one point.

Hot Area:

Answer Area	Requirement	Solution
	Trigger an automation to run when the new record is created.	<div>Cloud flow</div> <div>Desktop flow</div> <div>Model-driven app</div>
	Add the data to the ERP system.	<div>Cloud flow</div> <div>Desktop flow</div> <div>Model-driven app</div>

Answer Area:

Answer Area	Requirement	Solution
	Trigger an automation to run when the new record is created.	<div>Cloud flow</div> <div>Desktop flow</div> <div>Model-driven app</div>
	Add the data to the ERP system.	<div>Cloud flow</div> <div>Desktop flow</div> <div>Model-driven app</div>

Section:

Explanation:

QUESTION 12

DRAG DROP

A company publishes a list of contacts each day as an HTML table on a web page. The company has a customer relationship management (CRM) application that runs on employee desktop devices. You need to implement an RPA solution that reads data from the HTML table and create records in the CRM application. Which four actions should you perform in sequence? To answer, move the appropriate actions from the list of actions to the answer area and arrange them in the correct order.

Select and Place:

Actions	Answer area
Launch a new web browser instance.	
Use the Get details of element on web page action to read data from the HTML table into a variable.	
Use the Run application action to start the CRM application.	
Use the Extract data from web page action to read data from the HTML table into a variable.	
Use a dynamic selector to save data from the HTML table into a variable.	
Use a For each loop to write data from the variable to the CRM application.	

Correct Answer:

Actions	Answer area
	Launch a new web browser instance.
Use the Get details of element on web page action to read data from the HTML table into a variable.	Use the Extract data from web page action to read data from the HTML table into a variable.
	Use the Run application action to start the CRM application.
	Use a For each loop to write data from the variable to the CRM application.
Use a dynamic selector to save data from the HTML table into a variable.	

Section:

Explanation:

QUESTION 13

You plan to use a cloud flow.

The flow must be contained within a solution.

You need to add the cloud flow to a solution.

Solution; Create a scheduled cloud flow outside of a solution. Add the cloud flow into a managed solution. Does the solution meet the goal?

A. Yes

B. No

Correct Answer: A

Section:

QUESTION 14

You plan to use a cloud flow.

The flow must be contained within a solution.

You need to add the cloud flow to a solution.

Solution: Add an existing cloud flow from a managed solution to a new unmanaged solution.

Does the solution meet the goal?

A. Yes

B. No

Correct Answer: A

Section:

QUESTION 15

You are developing a solution for a medical practice. The solution must use an artificial intelligence (AI) model to evaluate medical X-ray images and detect broken bones.

You need to create the AI model for the solution.

Solution: Use Azure Computer Vision to create the model.

Does the solution meet the goal?

A. Yes

B. No

Correct Answer: A

Section:

QUESTION 16

You are developing a solution for a medical practice. The solution must use an artificial intelligence (AI) model to evaluate medical X-ray images and detect broken bones.

You need to create the AI model for the solution.

Solution: Use Azure machine learning to create the model.

Does the solution meet the goal?

A. Yes

B. No

Correct Answer: B

Section:

QUESTION 17

You are developing a solution for a medical practice. The solution must use an artificial intelligence (AI) model to evaluate medical X-ray images and detect broken bones.

You need to create the AI model for the solution.

Solution: Use Visual Studio to create the model.

Does the solution meet the goal?

A. Yes

B. No

Correct Answer: A

Section:

QUESTION 18

You are creating a cloud flow that will use two Update Row actions to interact with Microsoft Dataverse. Neither of these actions are dependent on each other. You must minimize the amount of processing time required to complete the flow. You need to implement the actions in the cloud flow.

Solution: Create a do until loop.

Does the solution meet the goal?

A. Yes

B. No

Correct Answer: B

Section:

QUESTION 19

You are creating a cloud flow that will use two Update Row actions to interact with Microsoft Dataverse. Neither of these actions are dependent on each other. You must minimize the amount of processing time required to complete the flow. You need to implement the actions in the cloud flow.

Solution: Create two sequential Update Row actions.

Does the solution meet the goal?

A. Yes

B. No

Correct Answer: B

Section:

QUESTION 20

HOTSPOT

You develop automation solutions for a company.

You need to configure variables for a cloud flow solution.

Which types of variables should you use for each type of data? To answer, select the appropriate options in the answer area. NOTE: Each correct selection is worth one point.

Hot Area:

Answer Area

Requirement	Variable type
Store a list of names in JSON format.	Object Float Integer Array
Store the URL for a website.	Object String Float Integer Array
Store a date using the following pattern: yyyy-MM-dd.	Object String Float Integer Array
Store a price for a product.	Object String Float Integer Array

Answer Area:

Answer Area	Requirement	Variable type
	Store a list of names in JSON format.	<div>Object</div> <div>Float</div> <div>Integer</div> <div>Array</div>
	Store the URL for a website.	<div>Object</div> <div>String</div> <div>Float</div> <div>Integer</div> <div>Array</div>
	Store a date using the following pattern: yyyy-MM-dd.	<div>Object</div> <div>String</div> <div>Float</div> <div>Integer</div> <div>Array</div>
	Store a price for a product.	<div>Object</div> <div>String</div> <div>Float</div> <div>Integer</div> <div>Array</div>

Section:

Explanation:

QUESTION 21

HOTSPOT

You are developing automation solutions for a company.

You need to select the components to use for each scenario. You must minimize development efforts. Which methods should you use? To answer, select the appropriate options in the answer area. NOTE: Each correct selection is worth one point.

Hot Area:

Answer Area	Scenario	Component
	Query items from a SharePoint list.	<ul style="list-style-type: none"> Built-in connector Custom connector HTTP connector Azure API Management
	Share methods from a third-party REST API with an organization.	<ul style="list-style-type: none"> Built-in connector Custom connector HTTP connector Browser automation
	Call a Microsoft Graph API endpoint using application permissions.	<ul style="list-style-type: none"> Built-in connector Custom connector HTTP connector Azure API Management

Answer Area:

Answer Area

Scenario	Component
Query items from a SharePoint list.	<div><div>Built-in connector</div><div>Custom connector</div><div>HTTP connector</div><div>Azure API Management</div></div>
Share methods from a third-party REST API with an organization.	<div><div>Built-in connector</div><div>Custom connector</div><div>HTTP connector</div><div>Browser automation</div></div>
Call a Microsoft Graph API endpoint using application permissions.	<div><div>Built-in connector</div><div>Custom connector</div><div>HTTP connector</div><div>Azure API Management</div></div>

Section:
Explanation:

QUESTION 22

HOTSPOT
You are developing a cloud flow.
The flow must be able to query several Azure endpoints and must use standard actions where possible. You need to configure the flow.
Which actions should you use? To answer, select the appropriate options in the answer area.
NOTE: Each correct selection is worth one point.

Hot Area:

Answer Area	Requirement	Action
	Issue POST requests to the Microsoft Graph API by using application permissions.	HTTP HTTP with Azure AD Send an HTTP request to SharePoint Office 365 groups send an HTTP request
	Issue GET requests to the Microsoft Graph API by using delegated permissions.	HTTP HTTP with Azure AD Send an HTTP request to SharePoint Office 365 groups send an HTTP request
	Issue POST requests to Office 365 Management APIs by using delegated permissions.	HTTP HTTP with Azure AD Send an HTTP request to SharePoint Office 365 groups send an HTTP request
	Issue GET requests to the SharePoint REST API by using delegated permissions.	HTTP HTTP with Azure AD Send an HTTP request to SharePoint Office 365 groups send an HTTP request
	Issue POST requests to SharePoint REST API by using application permissions.	HTTP HTTP with Azure AD Send an HTTP request to SharePoint Office 365 groups send an HTTP request

Answer Area:

Answer Area	Requirement	Action
	Issue POST requests to the Microsoft Graph API by using application permissions.	<p>HTTP</p> <p>HTTP with Azure AD</p> <p>Send an HTTP request to SharePoint</p> <p>Office 365 groups send an HTTP request</p>
	Issue GET requests to the Microsoft Graph API by using delegated permissions.	<p>HTTP</p> <p>HTTP with Azure AD</p> <p>Send an HTTP request to SharePoint</p> <p>Office 365 groups send an HTTP request</p>
	Issue POST requests to Office 365 Management APIs by using delegated permissions.	<p>HTTP</p> <p>HTTP with Azure AD</p> <p>Send an HTTP request to SharePoint</p> <p>Office 365 groups send an HTTP request</p>
	Issue GET requests to the SharePoint REST API by using delegated permissions.	<p>HTTP</p> <p>HTTP with Azure AD</p> <p>Send an HTTP request to SharePoint</p> <p>Office 365 groups send an HTTP request</p>
	Issue POST requests to SharePoint REST API by using application permissions.	<p>HTTP</p> <p>HTTP with Azure AD</p> <p>Send an HTTP request to SharePoint</p> <p>Office 365 groups send an HTTP request</p>

Section:

Explanation:

QUESTION 23

DRAG DROP

A company stores confidential documents in a SharePoint document library.

A developer must create an automation solution in a default environment that processes documents from the SharePoint library and uploads approved documents to Azure File Storage for archiving purposes. The automation must meet the following requirements:

- Prevent modification or deletion of approved documents from Azure File Storage.
- Prevent sharing of documents from SharePoint or Azure File Storage.

You need to configure a data loss prevention (DLP) policy.

Which five actions should you perform in sequence? To answer, move the appropriate actions from the list of actions to the answer area and arrange them in the correct order.

Select and Place:

Actions

Set the policy scope to **Exclude certain environments** and add the default environment.

Add the SharePoint and Approvals connectors to the Business category.
Add the Azure File Storage connector to the Blocked category.

Configure Azure File Storage connector actions.

Set the policy scope to **Add multiple environments** and add the default environment.

Add the SharePoint, Azure File Storage, and Approvals connectors to the Business category.

Add the SharePoint, Azure File Storage, and Approvals connectors to the Non-business category.

Confirm and save the policy.

Create a new data policy in the Microsoft Power Platform admin center.

Answer Area

Correct Answer:

Actions

Set the policy scope to Add multiple environments and add the default environment.
Add the SharePoint, Azure File Storage, and Approvals connectors to the Business category.
Add the SharePoint, Azure File Storage, and Approvals connectors to the Non-business category.

Answer Area

Create a new data policy in the Microsoft Power Platform admin center.

Set the policy scope to **Exclude certain environments** and add the default environment.

Add the SharePoint and Approvals connectors to the Business category.
Add the Azure File Storage connector to the Blocked category.

Configure Azure File Storage connector actions.

Confirm and save the policy.

www.VCEplus.io

Section:

Explanation:

QUESTION 24

DRAG DROP

You manage automation solutions for a company.

You need to select the appropriate patch type for each scenario.

Which patch types should you use? To answer, drag the appropriate patch types to the correct requirements. Each patch type may be used once, more than once, or not at all. You may need to drag the bar between panes or scroll to view content.

NOTE: Each correct selection is worth one point.

Select and Place:

Patch types	Answer Area	
Upgrade	Requirement	Patch type
Stage for upgrade	Upgrade a solution to the latest version. Delete any components from the previous version that do not exist in the new version.	Patch type
Update	Upgrade a solution to the latest version. Retain all components from the previous version.	Patch type
	Replace a solution with the latest version. Retain all components from the previous version.	Patch type

Correct Answer:

Patch types	Answer Area	
	Requirement	Patch type
	Upgrade a solution to the latest version. Delete any components from the previous version that do not exist in the new version.	Upgrade
	Upgrade a solution to the latest version. Retain all components from the previous version.	Update
	Replace a solution with the latest version. Retain all components from the previous version.	Stage for upgrade

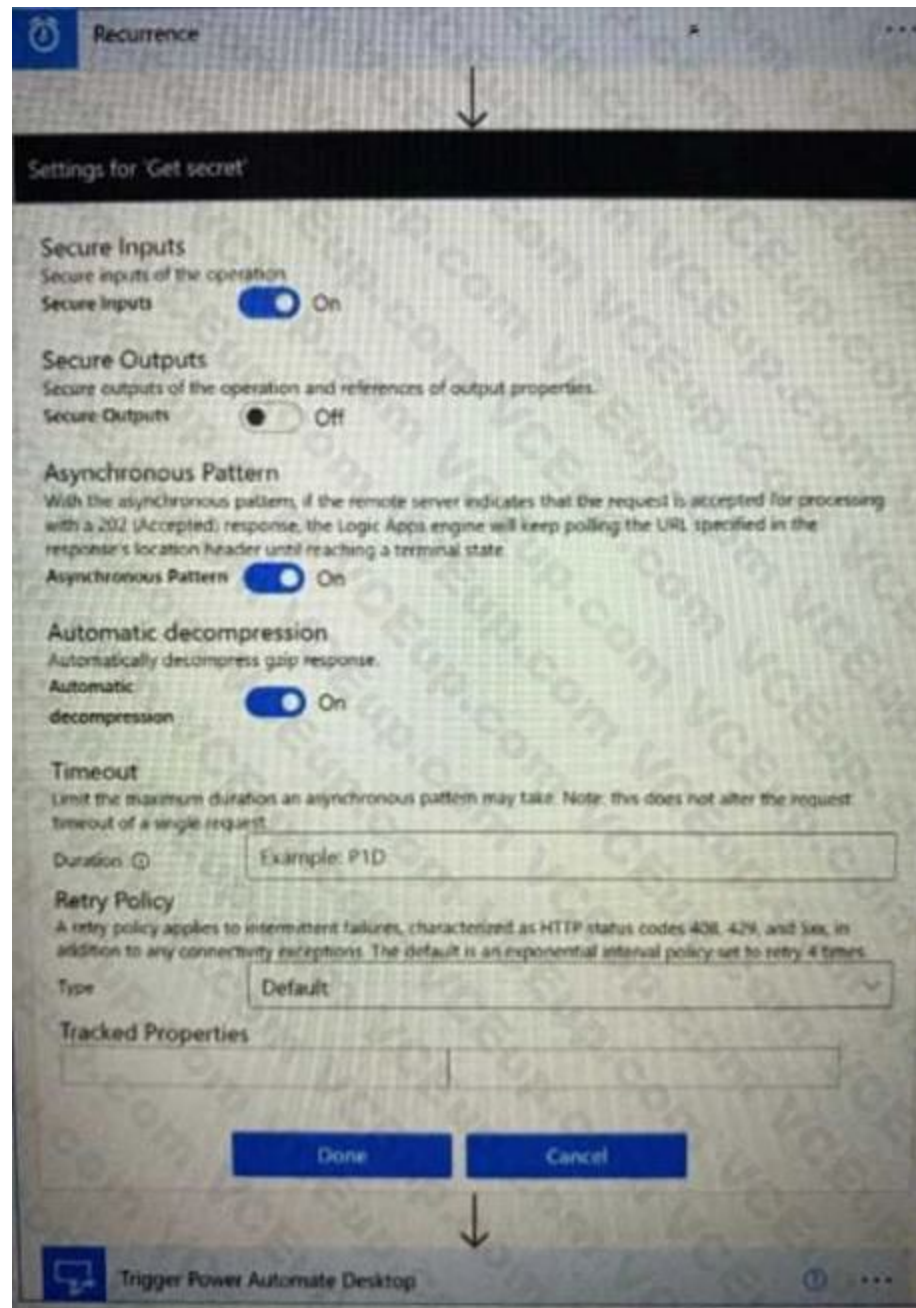
Section:

Explanation:

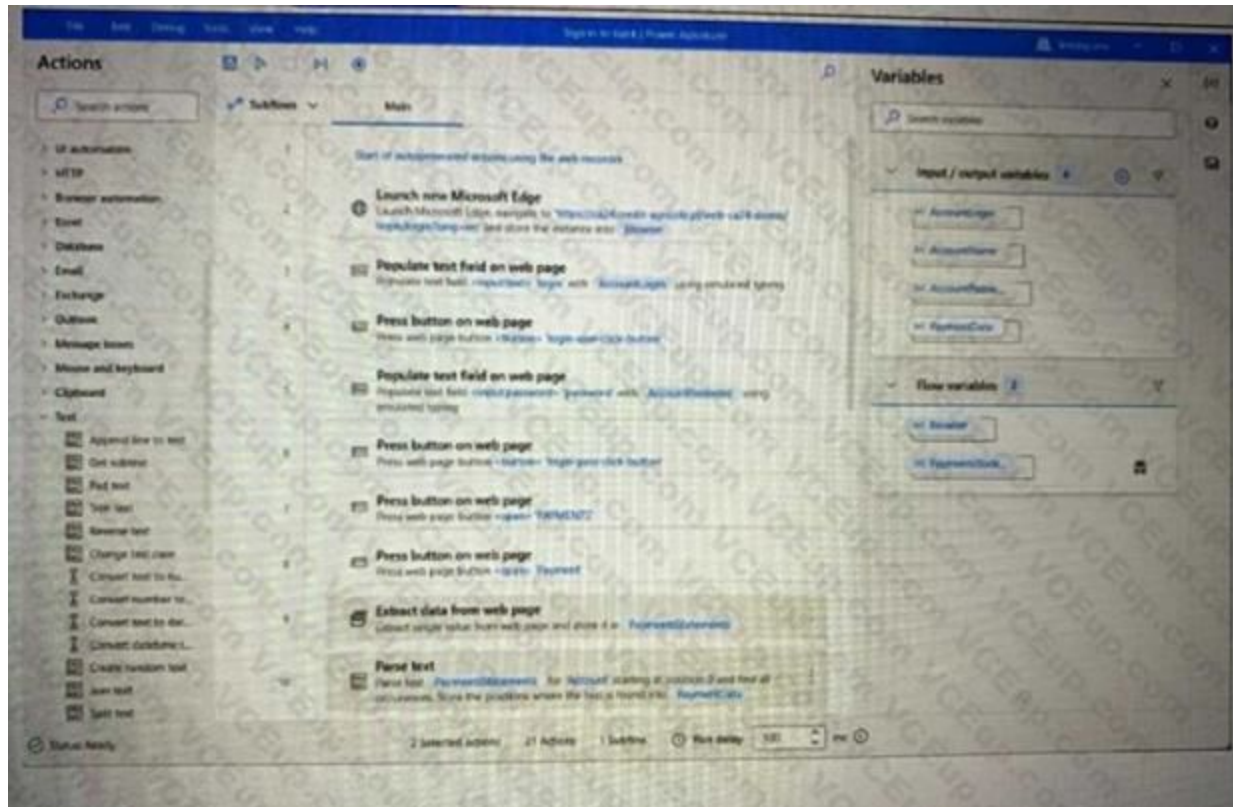
QUESTION 25

HOTSPOT

You are developing an automation solution for a bank. The solution will use a cloud flow and a desktop flow. The cloud flow retrieves sensitive information from Azure Key Vault and must pass the information to the desktop flow. You configure a Get secret action as shown in the Get secret exhibit. (Click the Get Secret tab.)



You configure the desktop flow as shown in the Desktop flow exhibit. (Click the Desktop flow tab.)



You need to ensure that no one can preview sensitive information by viewing the cloud flow or desktop flow run details. For each of the following statements, select Yes if the statement is true. Otherwise, select No.
NOTE: Each correct selection is worth one point.

Hot Area:

Answer Area

Statement	Yes	No
The Get Secret action is configured to protect sensitive data in the cloud flow.	<input type="radio"/>	<input type="radio"/>
The desktop flow is configured to protect account login and password data.	<input type="radio"/>	<input type="radio"/>
Data extracted by the desktop flow is visible to users.	<input type="radio"/>	<input type="radio"/>

Answer Area:

Answer Area

Statement	Yes	No
The Get Secret action is configured to protect sensitive data in the cloud flow.	<input type="radio"/>	<input checked="" type="radio"/>
The desktop flow is configured to protect account login and password data.	<input type="radio"/>	<input checked="" type="radio"/>
Data extracted by the desktop flow is visible to users.	<input checked="" type="radio"/>	<input type="radio"/>

Section:

Explanation:

QUESTION 26

HOTSPOT

You are developing a custom connector.

You need to create the definition for the connector.

Which features should you use? To answer, select the appropriate options in the answer area.

NOTE: Each correct selection is worth one point.

Hot Area:

www.VCEplus.io

Answer Area	Scenario	Feature
	Define operations that users can perform.	Code Action Policy Trigger
	Define actions that will be invoked by events.	Code Action Policy Trigger
	Change the host URL for specific actions.	Code Action Policy Trigger
	Extract data from responses by using regex expressions.	Code Action Policy Trigger

Answer Area:

Scenario	Feature
Define operations that users can perform.	<div>Code</div> <div>Action</div> <div>Policy</div> <div>Trigger</div>
Define actions that will be invoked by events.	<div>Code</div> <div>Action</div> <div>Policy</div> <div>Trigger</div>
Change the host URL for specific actions.	<div>Code</div> <div>Action</div> <div>Policy</div> <div>Trigger</div>
Extract data from responses by using regex expressions.	<div>Code</div> <div>Action</div> <div>Policy</div> <div>Trigger</div>

Section:

Explanation:

QUESTION 27

HOTSPOT

A developer creates a desktop flow.

You need to debug the flows.

Which debugging tools should you use? To answer, select the appropriate options in the answer area. NOTE: Each correct selection is worth one point.

Hot Area:

Answer Area

Scenario

Run each action and then pause the flow after the action completes. Open the variables pane to check a value before continuing the flow.

Automatically stop the flow at a specific action.

Define the time that the flow pauses after running each action.

Debugging tool

Run delay
Find in code
Run from here
Run next action

Pause
Run delay
Stop flow
Breakpoint

Run delay
Run from here
Run next action
Wait for process

Answer Area:

www.VCEplus.io

Answer Area

Scenario

Run each action and then pause the flow after the action completes. Open the variables pane to check a value before continuing the flow.

Automatically stop the flow at a specific action.

Define the time that the flow pauses after running each action.

Debugging tool

Run delay
Find in code
Run from here
Run next action

Pause
Run delay
Stop flow
Breakpoint

Run delay
Run from here
Run next action
Wait for process

Section:

Explanation:

QUESTION 28

HOTSPOT

A company develops an automation solution.

You need to manage the flows. To answer, select the appropriate options in the answer area.

NOTE: Each correct selection is worth one point.

Hot Area:

Answer Area	
Requirement	Action
You must run one specific flow from the queue after a flow which is currently running completes.	<div>In the desktop flow queue, select move to top.</div> <div>In the desktop flow queue, change the priority.</div> <div>In the cloud flow, change the priority for the desktop flow action to High.</div>
You develop an automation. The automation must run at high priority each time it runs.	<div>In the Desktop flow runs page, change the priority.</div> <div>In the Desktop flow run queue, change the priority.</div> <div>In the cloud flow, change the priority for the desktop flow action to High.</div>

Answer Area:

Answer Area	
Requirement	Action
You must run one specific flow from the queue after a flow which is currently running completes.	<div>In the desktop flow queue, select move to top.</div> <div>In the desktop flow queue, change the priority.</div> <div>In the cloud flow, change the priority for the desktop flow action to High.</div>
You develop an automation. The automation must run at high priority each time it runs.	<div>In the Desktop flow runs page, change the priority.</div> <div>In the Desktop flow run queue, change the priority.</div> <div>In the cloud flow, change the priority for the desktop flow action to High.</div>

Section:

Explanation:

QUESTION 29

DRAG DROP

You are developing automation solutions for a company.

You need to use Microsoft Office scripts in a cloud flow to calculate the number of business days between two dates. Which three actions should you perform in sequence?

To order, answer, move the appropriate actions from the list of actions to the answer area and arrange them in the correct order.

Select and Place:

Actions	Answer area
In the Excel desktop app, navigate to the Automate tab.	
Create and save a script.	
Add and configure a Run script action.	
Add a Compose action and use an expression.	
In Microsoft Excel on the web, navigate to the Automate tab.	

Correct Answer:

Actions	Answer area
In the Excel desktop app, navigate to the Automate tab.	In Microsoft Excel on the web, navigate to the Automate tab.
	Add and configure a Run script action.
	Create and save a script.
Add a Compose action and use an expression.	

Section:

Explanation:

QUESTION 30

HOTSPOT

You are developing a cloud flow.

You write expressions for the following JSON object. (Line numbers are included for reference only.)

```

01 {
02   "customerNumber": 10091,
03   "customerPhones": [
04     "011-2345213",
05     "0114456129"
06   ]
07 }
```

The flow parses JSON data by using the following schema;

```

09 {
10   "type": "object",
11   "properties": {
12     "customerName": {
13       "type": [
14         "string",
15         "null"
16       ]
17     },
18     "customerNumber": {
19       "type": "integer"
20     },
21     "customerPhones": {
22       "type": "array",
23       "minItems": 1,
24       "items": {
25         "type": "string"
26       }
27     }
28   }
29 }

```

For each of the following statements, select Yes if the statement is true. Otherwise, select No. NOTE:
Each correct selection is worth one point.

Hot Area:

Statements	Yes	No
The expression <code>empty(body('Parse_JSON')['customerName'])</code> returns true.	<input type="radio"/>	<input type="radio"/>
The expression <code>concat(body('Parse_JSON').customerName, ': ', body('Parse_JSON').customerNumber)</code> returns 10091.	<input type="radio"/>	<input type="radio"/>
The expression <code>equals(body('Parse_JSON')?.customerPhones[2], '')</code> returns true.	<input type="radio"/>	<input type="radio"/>
The expression <code>int(body('Parse_JSON')?['customerPhones']?[1])</code> returns 114456129.	<input type="radio"/>	<input type="radio"/>

Answer Area:

Statements	Yes	No
The expression <code>empty(body('Parse_JSON')['customerName'])</code> returns true.	<input checked="" type="radio"/>	<input type="radio"/>
The expression <code>concat(body('Parse_JSON').customerName, ': ', body('Parse_JSON').customerNumber)</code> returns 10091.	<input type="radio"/>	<input checked="" type="radio"/>
The expression <code>equals(body('Parse_JSON')?.customerPhones[2], '')</code> returns true.	<input type="radio"/>	<input checked="" type="radio"/>
The expression <code>int(body('Parse_JSON')?['customerPhones']?[1])</code> returns 114456129.	<input checked="" type="radio"/>	<input type="radio"/>

Section:

Explanation:

QUESTION 31

Note: This question is part of a series of questions that present the same scenario. Each question in the series contains a unique solution that might meet the stated goals. Some question sets might have more than one correct solution, while others might not have a correct solution.

After you answer a question in this section, you will NOT be able to return to it. As a result, these questions will not appear in the review screen. You are creating a cloud flow that will use two Update Row actions to interact with Microsoft Dataverse. Neither of these actions are dependent on each other. You must minimize the amount of processing time require to complete the flow.

You need to implement the actions in the cloud flow.

Solution: Create a parallel branch for the two Update Row actions.

Does the solution meet the goal?

A. Yes

B. No

Correct Answer: A

Section:

QUESTION 32

Note: This question is part of a series of questions that present the same scenario. Each question in the series contains a unique solution that might meet the stated goals. Some question sets might have more than one correct solution, while others might not have a correct solution.

After you answer a question in this section, you will NOT be able to return to it. As a result, these questions will not appear in the review screen. You are developing a solution for a medical practice. The solution must use an artificial intelligence (AI) model to evaluate medical X-ray images and detect broken bones. You need to create the AI model for the solution.

Solution: Use AI Builder to create the model.

Does the solution meet the goal?

A. Yes

B. No

Correct Answer: B

Section:

QUESTION 33

You have an automation solution that uses a desktop flow. The flow reads data from a file that is stored on a user's machine and writes the data to an application. You import the solution to an environment that is connected to another user's machine.

The user reports that the flow fails. An alert indicates that the path to a file does not exist. You confirm that the file is present on the user's desktop. You need to resolve the issue.

What should you do?

- A. Use the Get Windows environment variable action to read the USERNAME environment variable and use the value in the path to the user's desktop.
- B. Change access rights for the file to allow read operations for the PAD process.
- C. Move the file to the user's OneDrive storage.
- D. Change the access rights for the file to allow read operations for the current user.

Correct Answer: B

Section:

QUESTION 34

DRAG DROP

You design an attended Power Automate desktop flow that updates orders in an older enterprise resource planning (ERP) system.

A warehouse supervisor enters the order status and fulfillment date when an order is fulfilled.

The flow must be installed on a desktop computer in the warehouse and triggered by using a shortcut.

You need to configure the flow to deploy and run.

Which four actions should you perform in sequence? To answer, move the appropriate actions from the list of actions to the answer area and arrange them in the correct order.

Select and Place:

Actions

- Copy the environment URL.
- Dismiss the External invocation warning message.
- Create a run URL.
- Enter the order status and fulfillment date values when prompted.
- Create the desktop shortcut for the flow.
- Launch the flow using the desktop shortcut.

Answer area



Correct Answer:

Actions

- Copy the environment URL.
- Dismiss the External invocation warning message.
-
-
-
-

Answer area



- Create a run URL.
- Enter the order status and fulfillment date values when prompted.
- Create the desktop shortcut for the flow.
- Launch the flow using the desktop shortcut.



Section:**Explanation:**

Create a run URL.

Enter the order status and fulfilment date...

Create the desktop shortcut for the flow.

Launch the flow using the desktop shortcut.

QUESTION 35**HOTSPOT**

A company runs a process that includes multiple applications and departments.

The process contains several constraints and could be more efficient.

You need to understand the process and identify problems.

Which feature should you use for each scenario? To answer, select the appropriate options in the answer area.

NOTE: Each correct selection is worth one point.

Hot Area:**Process advisor software features**

Scenario	Feature
Discover automation opportunities in the organization.	<div>Process mining</div> <div>Activity</div> <div>Recording</div> <div>Task mining</div> <div>Process mining</div>
Understand what employees do.	<div>Task mining</div> <div>Activity</div> <div>Recording</div> <div>Task mining</div> <div>Process mining</div>
Group similar steps for better readability.	<div>Activity</div> <div>Action</div> <div>Activity</div> <div>Recording</div> <div>Task mining</div>
Connect to get live data from data source.	<div>Action</div> <div>Action</div> <div>Attribute</div> <div>Power Query</div> <div>Process mining</div>

Answer Area:

Process advisor software features

Scenario

Discover automation opportunities in the organization.

Understand what employees do.

Group similar steps for better readability.

Connect to get live data from data source.

Feature

Process mining
Activity
Recording
Task mining
Process mining

Task mining
Activity
Recording
Task mining
Process mining

Activity
Action
Activity
Recording
Task mining

Action
Action
Attribute
Power Query
Process mining

Section:

Explanation:

QUESTION 36

You manage the machines used for Power Automate for desktop automations.

You create machine groups to organize the machines.

Users must perform automations on the machines.

You need to share the machine groups with the users.

Which portal or application should you select?

- A. Power Automate tor desktop app
- B. Power Automate machine runtime app
- C. Power Automate portal
- D. Microsoft Power Platform admin center portal

Correct Answer: C

Section:

QUESTION 37

You are creating a custom connector to support invoice automation. You connect a Power Automate. How to the custom connector and successfully authenticate?

When you test the flow, you observe that several actions are missing from the custom connector.

You need to update the custom connector settings.

What should you do?

- A. Set the action visibility option to None.
- B. Change the connection name.
- C. Change the parameter drop-down type to Static.
- D. Add an action description value.

E. Set the action visibility option to Internal.

Correct Answer: A

Section:

www.VCEplus.io