

NS0-183.VCEplus.premium.exam.60q

Number: NS0-183
Passing Score: 800
Time Limit: 120 min
File Version: 1.0



Website: <https://vceplus.com>

VCE to PDF Converter: <https://vceplus.com/vce-to-pdf/>

Facebook: <https://www.facebook.com/VCE.For.All.VN/>

Twitter : https://twitter.com/VCE_Plus

NS0-183

NetApp Certified Storage Installation Engineer, ONTAP



Version 1.0

Exam A

QUESTION 1

What should you do to change the data protocol of a LIF?

- A. Delete and re-create the LIF.
- B. Add the new data protocol to the LIF.
- C. Put the LIF in another broadcast domain.
- D. Shut down the assigned port.

Correct Answer: A

Section: (none)

Explanation

Explanation/Reference:

Reference: <https://docs.netapp.com/ontap-9/index.jsp?topic=%2Fcom.netapp.doc.dot-cm-nmg%2FGUID-26EEBB35-4CA6-4814-B819-32DAB46F50E5.html>

QUESTION 2

You are preparing for the installation of a new 2-node cluster with ONTAP 9.7 using NL-SAS drives. Your customer wants to use the cluster exclusively with FlexGroups. In

this scenario, which two statements are correct? (Choose two.)

- A. All NL-SAS drives are assigned only to one of the nodes.
- B. A NAS protocol is licensed on both nodes.
- C. A SAN protocol is licensed on both nodes.
- D. All NL-SAS drives are divided evenly across both nodes.

Correct Answer: BD

Section: (none)

Explanation



Explanation/Reference:

Reference: <https://www.netapp.com/media/12385-tr4571.pdf>

QUESTION 3

You are a NetApp Professional Services engineer, employed by NetApp. You have just completed an ONTAP cluster installation. You need to collect the relevant configuration information to enable the Service Event Report (SER) to be created.

Which tool would you use to accomplish this task?

- A. Active IQ scheduled reports
- B. NetAppDocs output report
- C. ONTAP System Manager
- D. Active IQ Config Advisor worksheet

Correct Answer: A

Section: (none)

Explanation

Explanation/Reference:

QUESTION 4 What is the default shelf ID for disk shelves with IOM12 modules?

- A. 12
- B. 01
- C. 10

D. 00

Correct Answer:

Answer: D

Section: (none)

Explanation

Explanation/Reference:

Reference: <https://docs.netapp.com/platstor/index.jsp?topic=%2Fcom.netapp.doc.hw-ds-sas3-icg%2FGUID-F6882D15-2C68-40FC-AAA7-06B227B92377.html>

QUESTION 5

After completing the installation of an AFF A800 ONTAP AI cluster, you are asked which contacts are available for additional help in obtaining immediate assistance in solving P1 issues.

In this scenario, what do you tell the customer?

- A. Contact NetApp Support using chat.
- B. Use Guided Problem Solving.
- C. Contact NetApp Support by telephone.
- D. Use the NetApp KB TV channel.

Correct Answer: C

Section: (none)

Explanation

Explanation/Reference:

QUESTION 6

A storage administrator is trying to upgrade a pair of FAS2520s with internal SATA storage to a new 2-node FAS8300 cluster. The storage administrator wants to preserve the existing data.

In this scenario, which two capabilities are available to the storage administrator? (Choose two.)

- A. the ability to move the volumes from the old nodes to the new nodes
- B. the ability to pull out the tray of internal disks of the FAS2520s and reseal the tray in the internal storage of the FAS8300s
- C. the ability to create a 4-node MetroCluster across the four nodes
- D. the ability to convert the FAS2520s to disk shelves and attach them to the new nodes

Correct Answer: CD

Section: (none)

Explanation

Explanation/Reference:

QUESTION 7 You need to install a cluster with a FAS2720 HA pair and a FAS8300 HA pair.

Which NetApp tool will verify which cluster interconnect switches support this configuration?

- A. Active IQ Config Advisor
- B. Interoperability Matrix Tool (IMT)
- C. Hardware Universe (HWU)
- D. mysupport.netapp.com site

Correct Answer: C

Section: (none)

Explanation

Explanation/Reference:

Reference: <https://www.netapp.com/media/12424-tr4036.pdf>

QUESTION 8

When you install a new ONTAP 9.7 4-node cluster, which network type is required?

- A. data network
- B. peering network
- C. cluster interconnect
- D. intercluster network

Correct Answer: C

Section: (none)

Explanation

Explanation/Reference:

Reference: <https://docs.netapp.com/ontap-9/topic/com.netapp.doc.dot-cm-nmg/Network%20and%20LIF%20management.pdf>

QUESTION 9 You are planning to install a new ONTAP 9.7 All SAN Array (ASA) into your existing data center.

In this scenario, which cluster configuration is allowed with ASA controllers?

- A. Add the ASA controllers to an existing 4-node cluster with NAS licenses.
- B. ASA controllers can only be added to clusters that have existing SAN licenses.
- C. ASA controllers can only be installed as a standalone HA pair.
- D. Add the ASA controllers to an existing 10-node cluster.

Correct Answer: B

Section: (none)

Explanation



Explanation/Reference:

QUESTION 10

You are installing a new ONTAP 9.7 cluster and attaching the cluster to two separate networks. Your customer has indicated that the same range of client IP addresses are used on both networks and that the networks are never allowed to communicate with each other.

In this scenario, which ONTAP feature must be configured to securely allow all clients to access ONTAP NAS protocols?

- A. BGP
- B. broadcast domains
- C. routing
- D. IPspaces

Correct Answer: B

Section: (none)

Explanation

Explanation/Reference:

Reference: <https://www.netapp.com/media/16885-tr-4182.pdf> (9)

QUESTION 11

You are adding new controllers to an existing cluster. As part of the upgrade process, you have updated the BES-53248 cluster switches.

In this scenario. Which two commands would you use to verify a healthy cluster after the upgrade? (Choose two.)

- A. `network port show -ipSpace Cluster`

- B.network interface show -vserver Cluster
- C.network device-discovery show -protocol cdp
- D.network interface show -vserver Cluster -fields auto-revert

Correct Answer: AB

Section: (none)

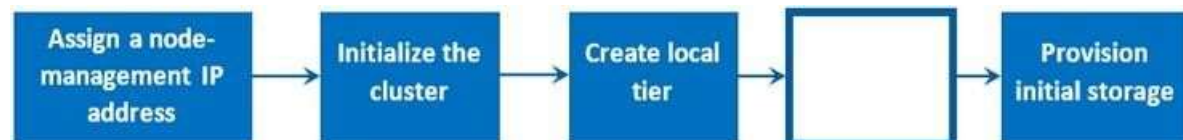
Explanation

Explanation/Reference:

Reference: <https://docs.netapp.com/platstor/index.jsp?topic=%2Fcom.netapp.doc.hw-sw-ix8-setup%2FGUID-340F5F50-FFDA-4B5C-A151-007CF9D6063B.html>

QUESTION 12

Click the Exhibit button.



You plan to install a new ONTAP cluster at a customer site by using the new ONTAP System Manager 9.7 GUI.

Referring to the exhibit, what must you do before you provision initial storage?

- A. Configure cluster LIFs.
- B. Configure protocols.
- C. Configure a remote tier.
- D. Configure aggregates.

Correct Answer: D

Section: (none)

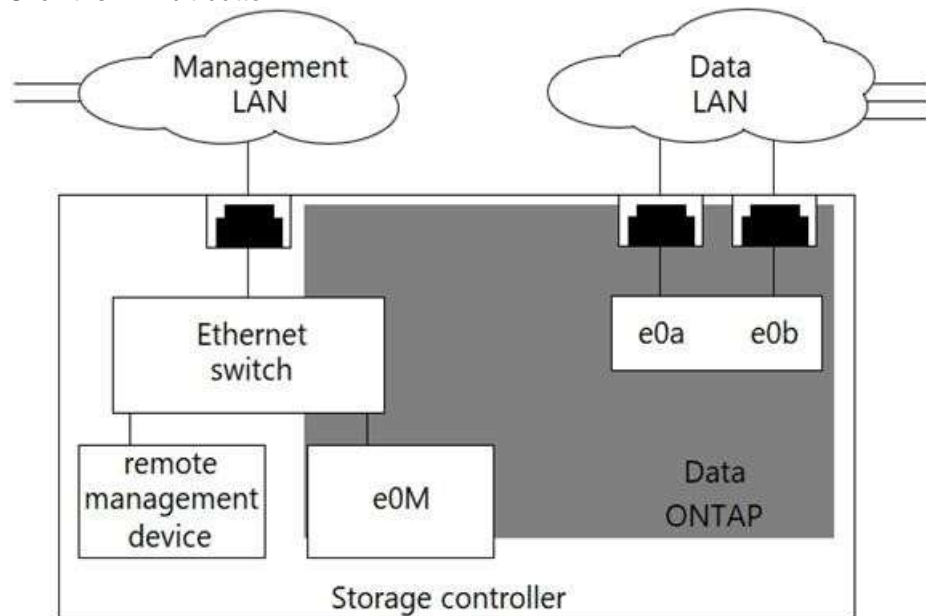
Explanation

Explanation/Reference:



QUESTION 13

Click the Exhibit button.



You are installing a new FAS cluster. The management network must be on tagged VLAN 11 for remote administration by a service provider.

Referring to the exhibit, which two ports will allow service provider access to both cluster and node management LIFs? (Choose two.)

- A. e0M
- B. e0b-11 C. e0a-11
- D. e0M-11

Correct Answer: AD

Section: (none)

Explanation

Explanation/Reference:

QUESTION 14 You are installing a new AFF A400 cluster for a customer. The customer indicates that they want to take advantage of AutoSupport On Demand.

In this scenario, which AutoSupport transport protocol must you use?

- A. HTTP
- B. SMTP
- C. FTP
- D. HTTPS

Correct Answer: D

Section: (none)

Explanation

Explanation/Reference:

Reference: <https://www.netapp.com/media/10438-tr-4444.pdf> (9)

QUESTION 15 You have an AFF A400 cluster that is running ONTAP 9.7 software. You are asked to set up FlexCache for NFS volumes.

In this scenario, which statement is correct when implementing FlexCache?

- A. A capacity license is required.
- B. A subscription license is required.
- C. A site license is required.
- D. No license is required.

Correct Answer: A

Section: (none)


Explanation

Explanation/Reference:

Reference: <https://www.netapp.com/pdf.html?item=/media/7336-tr4743.pdf> (27)

QUESTION 16

Click the Exhibit button.



You are setting up a new AFF A700 into a new rack at a customer's site. The customer asks you to plan for simplified future growth.

Referring to the exhibit, how would you satisfy this requirement?

- A. Option 4
- B. Option 2
- C. Option 3
- D. Option 1

Correct Answer: B

Section: (none)

Explanation

Explanation/Reference:



QUESTION 17

An ONTAP cluster is installed at a secure site. The array has no access to the Internet but is managed 24/7 by onsite engineers. The customer requires that when hardware failures occur, the failures are reported to the NetApp Support team as quickly as possible.

In this scenario, which two tasks should be performed during the project hand-off procedure to satisfy the customer's requirement? (Choose two.)

- A. Ensure that Active IQ Config Advisor is installed.
- B. Ensure that the onsite engineers receive EMS alerts when hardware issues occur.
- C. Educate the onsite engineers about invoking the AutoSupport tool from ONTAP System Manager.
- D. Educate the onsite engineer about how to manually log support calls.

Correct Answer: BC

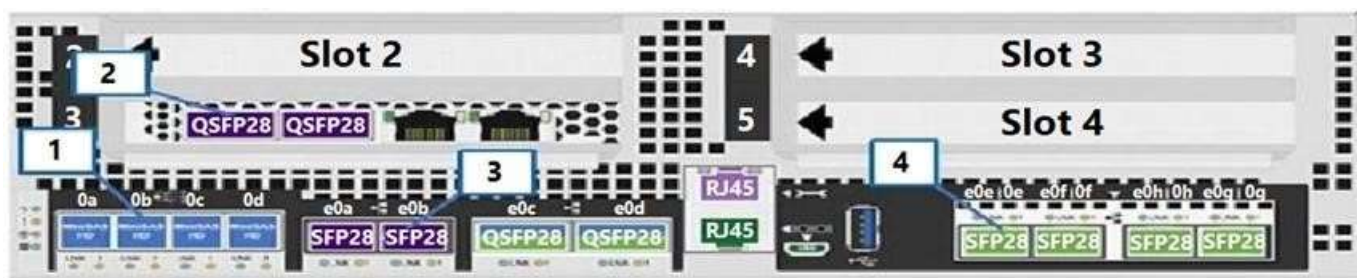
Section: (none)

Explanation

Explanation/Reference:

QUESTION 18

Click the Exhibit button.



You are installing a 2-node AFF A400 switchless cluster. You have cabled the management network to the e0M port. NetApp also recommends cabling to a redundant management network switch.

Referring to the exhibit, to which port should the redundant management network be cabled?

- A. 3
- B. 2
- C. 1
- D. 4

Correct Answer: D

Section: (none)

Explanation

Explanation/Reference:

QUESTION 19

After completing a technology refresh, you need to schedule a knowledge transfer with a customer. The customer asks you to address a number of topics during the meeting.

In this scenario, which two topics would be appropriate to address? (Choose two.)

- A. performing database application data migrations
- B. logging the customer support calls
- C. accessing internal NetApp KB articles
- D. registering for access to the NetApp Support site



Correct Answer: AD

Section: (none)

Explanation

Explanation/Reference:

QUESTION 20

You are installing a new ONTAP 9.7 cluster by following the installation and setup poster. You are ready to complete the initial cluster setup. You have connected your laptop to the management switch. However, when browsing the network, you are unable to discover the ONTAP controllers.

Which statement explains this behavior?

- A. You do not have network discovery enabled.
- B. You do not have a static IP address.
- C. You do not have IPv6 configuration set.
- D. You do not have a default gateway set.

Correct Answer: D

Section: (none)

Explanation

Explanation/Reference:

QUESTION 21 In ONTAP 9.7 software, how many different replicated databases (RDBs) exist per node?

- A. 2
- B. 5
- C. 3
- D. 4

Correct Answer: B

Section: (none)

Explanation

Explanation/Reference:

Reference: <https://www.storagefreak.net/2017/08/netapp-cdot-ontap-9-rdb-and-cluster-replication-ring>

QUESTION 22 You are installing a 4-node AFF A400 cluster and are asked to create a custom security message before and after user login. Which two security features are used to perform this task? (Choose two.)

- A. EMS
- B. banner
- C. motd
- D. AutoSupport

Correct Answer: BD

Section: (none)

Explanation

Explanation/Reference:

QUESTION 23 Your customer wants a newly installed AFF C190 cluster to send SNMP notifications to a trap host called OVERWATCH01.

In this scenario, which two statements are correct? (Choose two.)

- A. Configure an SNMP community string on the cluster.
- B. Configure DNS on the cluster.
- C. Configure a trap host on the cluster.
- D. Configure a firewall policy and allow SNMP.

Correct Answer: BC

Section: (none)

Explanation

Explanation/Reference:

Reference: <http://docs.netapp.com/ontap-9/index.jsp?topic=%2Fcom.netapp.doc.dot-cm-nmg%2FGUID-525CBCFB-E855-4FE6-B975-0AB69F499110.html>

QUESTION 24

While installing a new AFF A400 HA pair, you are unable to add an NTP server from another subnet. You are able to ping the NTP server from the new cluster. In

this scenario, what are two causes of this problem? (Choose two.)

- A. The admin SVM has the wrong gateway.
- B. A firewall is blocking port 123.
- C. The time skew is too great.
- D. The cluster management LIF needs to be in a different IPspace.

Correct Answer: AD

Section: (none)

Explanation

Explanation/Reference:

QUESTION 25 Which three components are required when setting up a new ONTAP cluster?
(Choose three.)

- A. password
- B. cluster management IP
- C. node management IP
- D. Advanced Drive Partitioning
- E. intercluster IP

Correct Answer: BCE

Section: (none)

Explanation

Explanation/Reference:

Reference: <https://docs.netapp.com/ontap-9/index.jsp?topic=%2Fcom.netapp.doc.dot-cm-nmg%2FGUID-1BA3000D-2243-44E4-98CC-8D42A5C8AF8F.html>

QUESTION 26

You are setting up a new AFF A400 that will serve iSCSI LUNs. You will have four iSCSI SVMs that each need to connect to an Internet Storage Name Service (iSNS) for discovery and management purposes.

In this scenario, which network interface is needed for each SVM to register with the name service?

- A. SVM data LIF
- B. SVM management LIF
- C. node management LIF
- D. intercluster LIF



Correct Answer: D

Section: (none)

Explanation

Explanation/Reference:

QUESTION 27 In an ONTAP switched cluster, which three types of traffic travels over the cluster network?
(Choose three.)

- A. intercluster SnapMirror
- B. intracluster SnapMirror
- C. Epsilon voting
- D. cluster database replication
- E. remote cluster peering

Correct Answer: ADE

Section: (none)

Explanation

Explanation/Reference:

QUESTION 28

You must replace a FAS2750 switchless cluster with an AFF A220 switchless cluster for a customer. The customer requires that you transfer the data from the FAS2750 cluster to the AFF A220.
In this scenario, which two methods would you use to migrate the customer's data? (Choose two.)

- A. Establish an SVM-DR relationship between the two clusters and activate the destination SVM.
- B. Remove all of the HDD drives from the FAS cluster and install them into the AFF cluster.
- C. Install SAS cables between the two clusters and use the `vol move` command.
- D. Provide cluster switches and build a 4-node cluster, then use the `vol move` command.

Correct Answer: CD
Section: (none)
Explanation

Explanation/Reference:

QUESTION 29

Click the Exhibit button.

```
cluster1::> network device-discovery show
```

Node/ Protocol	Local Port	Discovered Device	Interface	Platform
node1/cdp	e4a	switchA-NX.netapp.com(SSI142311PD)	e1/1/1-4	N3K-C3132Q-V
	e8a	switchA-NX.netapp.com(SSI142311PD)	e1/2/1-4	N3K-C3132Q-V
node2/cdp	e4a	switchB-NX.netapp.com(SSI142311PE)	e1/1/1-4	N3K-C3132Q-V
	e8a	switchB-NX.netapp.com(SSI142311PE)	e1/2/1-4	N3K-C3132Q-V

You are reviewing the setup of a recently installed FAS9000 switched cluster. As shown in the exhibit, the cluster interconnects are connected to a pair of Cisco Nexus 3132Q-V 40 Gb ports.

For a high availability, which ports should swap Ethernet cables?

- A. Swap node1:e8a and node2:e4a.
- B. Swap node1:e4a and node1:e8a.
- C. Swap node2:e4a and node2:e8a.
- D. Swap node1:e4a and node2:e4b.

Correct Answer: C
Section: (none)
Explanation

Explanation/Reference:

QUESTION 30

You completed an ONTAP cluster deployment as a reseller engineer. During the knowledge transfer process to the customer, they ask for proof that the array has correct multi-path HA cabling deployed and that the array is error free.

Which documentation output would you present to the customer to satisfy this requirement?

- A. Active IQ Unified Manager output
- B. NetAppDocs output
- C. Config Advisor output
- D. Active IQ OneCollect output

Correct Answer: C
Section: (none)
Explanation

Explanation/Reference:

Reference: <https://docs.netapp.com/platstor/topic/com.netapp.doc.hw-controller-add/GUID-64A51339-1F03-451C-B062-9F97E772817E.html>

QUESTION 31 One of the nodes in your ONTAP 9.7 cluster has failed and is not coming back online.

Which two methods would you use to connect to the node failing to come back online? (Choose two.)

- A. Use the Intelligent Platform Management Interface.
- B. Use the Service Processor Interface.
- C. Use Secure Shell.
- D. Use Telnet.

Correct Answer: BC

Section: (none)

Explanation

Explanation/Reference:

QUESTION 32 Which two SVMs are automatically created during the cluster setup? (Choose two.)

- A. admin SVM
- B. system SVM
- C. node SVM
- D. data SVM

Correct Answer: AB

Section: (none)

Explanation

**Explanation/Reference:**

QUESTION 33 Before starting a base installation on an AFF A400, you need to find out the default cluster interconnect ports for the AFF A400 controllers.

In this scenario, which three resources would you use to find this information? (Choose three.)

- A. Hardware Universe (HWU)
- B. Interoperability Matrix Tool (IMT)
- C. hardware installation setup poster
- D. AFF FAS Documentation Center
- E. Active IQ Unified Manager

Correct Answer: ACD

Section: (none)

Explanation

Explanation/Reference:**QUESTION 34**

You use the system health subsystem show command to troubleshoot your newly installed ONTAP cluster.

In this scenario, which two health outputs would this command show you? (Choose two.)

- A. data switch cabling
- B. cluster switch cabling

- C. shelf connectivity
- D. node CPU utilization

Correct Answer: CD

Section: (none)

Explanation

Explanation/Reference:

Reference: <https://www.doc-developpement-durable.org/file/Projets-informatiques/cours-&-manuels-informatiques/Netapp/Data%20ONTAP%208.0%207-Mode%20System%20Administration%20Guide.pdf>

QUESTION 35

You are installing a new AFF A400 cluster that is running ONTAP 9.7 software. You are asked to attach an Amazon S3 cloud tier for FabricPool technology.

In this scenario, which two NetApp License File (NLF) types are supported for cloud tiering? (Choose two.)

- A. term-based
- B. perpetual
- C. base
- D. master

Correct Answer: AB

Section: (none)

Explanation

Explanation/Reference:

Reference: <https://www.netapp.com/pdf.html?item=/media/17239-tr4598pdf.pdf> (10)

QUESTION 36 What are two ONTAP storage efficiency technologies that would be used on an AFF A400 cluster? (Choose two.)

- A. Flash Pool
- B. thin provisioning
- C. FlashCache
- D. FlexClone volumes

Correct Answer: AC

Section: (none)

Explanation

Explanation/Reference:

QUESTION 37 Before installing an 8-node cluster for a customer, you want to validate compatibility with existing hardware.

Which two tools would you use to validate the configuration? (Choose two.)

- A. Active IQ Config Advisor
- B. Interoperability Matrix Tool
- C. Active IQ System Manager
- D. Hardware Universe

Correct Answer: AB

Section: (none)

Explanation

Explanation/Reference:

QUESTION 38 You have just racked a new 6-node switched cluster with ONTAP 9.7. You need to configure the cluster switches.

In this scenario, which two elements would be used to complete the configuration? (Choose two.)

- A. SFP+ port
- B. rlogin
- C. SSH
- D. serial port

Correct Answer: CD

Section: (none)

Explanation

Explanation/Reference:

QUESTION 39

Click the Exhibit button.

```
Mar 18, 2020 07:35:35 CDT HA Group Notification (CLUSTER NETWORK DEGRADED) ALERT

Mar 19, 2020 22:04:20 CDT HA Group Notification (Health Monitor process cshm:
SwitchIfInErrorsWarn_Alert[NODE_NAME=sw1(SWITCH_SERIAL_NUMBER)/Ethernet1/8]) ALERT

Mar 12, 2020 20:58:38 CDT HA Group Notification (Health Monitor process cshm:
SwitchIfInErrorsWarn_Alert[NODE_NAME=sw1(SWITCH_SERIAL_NUMBER)/Ethernet1/8]) ALERT
```

Your ONTAP cluster shows the cluster network errors that are shown in the event log.

What is used by ONTAP software to log the errors that are shown in the exhibit?

- A. SNMP
- B. AutoSupport
- C. BGP
- D. EMS

Correct Answer: D

Section: (none)

Explanation

Explanation/Reference:

QUESTION 40 You have just finished installing and configuring an ONTAP cluster for a customer.

In this scenario, which product collects information and produces site documentation?

- A. NetAppDocs
- B. Inventory Collect Tool
- C. SnapGathers
- D. Active IQ OneCollect

Correct Answer: A

Section: (none)

Explanation

Explanation/Reference:

Reference: http://197.253.9.244/ontap%209-5/Cluster%20Admin/2_Student%20Guide/STRSW-ILT-ONTAPADM_StudentGuide.pdf



QUESTION 41

You are installing a new FAS2750 cluster with 24 HDDs for a customer to run a NAS workload. The customer requests that the HA pair have only a single aggregate that is located on Node 1. Maximum capacity is required.

Which action must be performed to ensure that the customer's requests are satisfied?

- A. Perform a takeover of Node 2 to ensure that it does not run.
- B. Assign all data LIFs to Node 1.
- C. Assign all the partitioned disks from Node 2 to Node 1, and create a single aggregate.
- D. Assign all the data partitions from Node 2 to Node 1, and create a single aggregate.

Correct Answer: B

Section: (none)

Explanation

Explanation/Reference:

QUESTION 42

A customer has a current AFF ASA A700 cluster and they want to expand the cluster by adding a second AFF ASA A700 HA pair.

In this scenario, which step would be required to accomplish this task?

- A. Install a BES-53248 cluster switch and convert the AFF ASA A700 from a switchless to switch cluster.
- B. Enable ALUA between the two HA pairs to allow cluster backend traffic.
- C. The customer will need to create a separate cluster for the second AFF ASA A700 pair.
- D. Install a Brocade FC switch and create zoning between the original cluster and the new cluster.

Correct Answer: A

Section: (none)

Explanation

Explanation/Reference:

**QUESTION 43**

You have installed and configured a new AFF C190 cluster with ONTAP 9.7. Your customer wants you to install the latest version of ONTAP. In

this scenario, what are two methods to update ONTAP? (Choose two.)

- A. Use the `cluster image package get` and `cluster image update` commands.
- B. Use a USB drive with the new software image and let ONTAP automatically boot.
- C. Use ONTAP System Manager to download and install the new software image.
- D. Use ONTAP System Manager to upload and install the new software image.

Correct Answer: AC

Section: (none)

Explanation

Explanation/Reference:

QUESTION 44

What are two ways to identify an AFF All SAN Array system? (Choose two.)

- A. View the ONTAP System Manager system nodes.
- B. View the ONTAP System Manager cluster settings.
- C. Use the `cluster image show` CLI command.
- D. Use the `san config show` CLI command.

Correct Answer: AD

Section: (none)

Explanation

Explanation/Reference:

Explanation:

Ways to identify an ASA system You can identify an ASA system using ONTAP System Manager or using the ONTAP command line interface (CLI). From the ONTAP System Manager dashboard, you can click on the system nodes. The personality type is displayed as “ASA” for ASA systems. From the CLI, you can use `san config show` command. The ASA value returns as true for ASA systems

QUESTION 45

You have installed a new 2-node FAS9000 cluster with two external shelves. You want to make sure that each node has two paths to each disk in the shelves.

How do you verify your configuration?

- A. Use the `storage show disk -p` command.
- B. Use the `storage disk option show` command.
- C. Use the `disk show -fields initiator` command.
- D. Use the `sysconfig` command.

Correct Answer: C

Section: (none)

Explanation

Explanation/Reference:

QUESTION 46

You installed a new pair of Cisco 92300YC cluster switches at a customer's site. Before you install any files on the switch, you want to view the current configuration.

In this scenario, which command would you use to accomplish this task?

- A. `switchcfgshow`
- B. `fabricshow`
- C. `config show`
- D. `show running-config`

Correct Answer: A

Section: (none)

Explanation

Explanation/Reference:

QUESTION 47

You want to ensure the highest path resilience and performance increase to the storage stack on your FAS8700 cluster.

In this scenario, which two types of stack cabling are available to use? (Choose two.)

- A. quadpath HA
- B. mixed-mode
- C. single path
- D. multipath HA

Correct Answer: BD

Section: (none)

Explanation

Explanation/Reference:

Reference: <https://www.cisco.com/c/en/us/products/collateral/switches/catalyst-9300-series-switches/white-paper-c11-741468.html>

QUESTION 48

Click the Exhibit button.

Welcome to node setup.

You can enter the following commands at any time:

"help" or "?" - if you want to have a question clarified,
"back" - if you want to change previously answered questions, and
"exit" or "quit" - if you want to quit the setup wizard.
Any changes you made before quitting will be saved.

To accept a default or omit a question, do not enter a value.

Enter the node management interface port [e0c]:

You want to add a FAS2750 HA pair to an existing 6-node cluster.

Referring to the exhibit, which action would you perform to begin adding the node?

- A. Use the `back` command to begin the Cluster Setup wizard.
- B. Reboot the node and enter maintenance mode and run the Cluster Setup wizard.
- C. Use the node setup wizard and select 0a as the management interface.
- D. Use the `exit` or `quit` commands then run the `cluster setup` command.

Correct Answer: C

Section: (none)

Explanation

Explanation/Reference:

Reference: <http://docs.netapp.com/ontap-9/topic/com.netapp.doc.dot-cm-sag/System%20administration.pdf> (35)

QUESTION 49 After a system panic, the NetApp Support team advises you to run the `sldiag` command.

Which two actions must be performed before you use this command? (Choose two.)

- A. At the LOADER prompt, type `boot_maintenance`.
- B. At the storage system prompt, type `halt`.
- C. At the LOADER prompt, type `boot_diags`.
- D. At the storage system prompt, type `boot_maintenance`.

Correct Answer: BC

Section: (none)

Explanation

Explanation/Reference:

Reference: <https://docs.netapp.com/platstor/index.jsp?topic=%2Fcom.netapp.doc.hw-plat-diag%2FGUID-B944DDDB-FA1D-4306-8157-2DF02613CA39.html>

QUESTION 50

Click the Exhibit button.

```
::> event notification destination create -name syslog -syslog 10.10.100.40
::> event notification create -filter-name important-events -destinations syslog
::> cluster log-forwarding create -destination 10.10.100.40 -port 514 -facility user
```

Referring to the exhibit, what information is forwarded to syslog after you enter the scripted install commands? (Choose two.)

- A. command history
- B. EMS messages
- C. AutoSupport messages
- D. SNMP traps

Correct Answer: AC

Section: (none)

Explanation

Explanation/Reference:

Reference: <https://www.netapp.com/media/10674-tr4569.pdf>

QUESTION 51

You install a 4-node cluster with an AFF A400 HA pair and a FAS8300 HA pair. After setup, you are asked to review the audit logs on each controller from a Web browser.

In this scenario, which method provides access to the logs from a Web browser?

- A. ACP
- B. ADP
- C. DNS
- D. SPI

Correct Answer: D

Section: (none)

Explanation

Explanation/Reference:

QUESTION 52

In an ONTAP 9.7 cluster, which LIF role is used for sending AutoSupport, establishing Network Time Protocol (NTP), and loading software updates?

- A. cluster management LIF
- B. node management LIF
- C. data LIF
- D. cluster LIF

Correct Answer: B

Section: (none)

Explanation

Explanation/Reference:

Reference: <https://docs.netapp.com/ontap-9/index.jsp?topic=%2Fcom.netapp.doc.dot-cm-nmg%2FGUID-DFFBE8D9-E824-4085-8FA2-24E367288CB8.html>

QUESTION 53

You have an AFF All SAN Array (ASA) cluster that is running ONTAP 9.7. The cluster is configured for Active Directory domain controller access using a domain tunnel. In

this scenario, which two licenses are enabled on the cluster? (Choose two.)

- A. iSCSI
- B. CIFS
- C. NVMe
- D. FCP

Correct Answer: BD

Section: (none)

Explanation

Explanation/Reference:

QUESTION 54

You are asked to add a new HA pair to an existing 2-node switchless AFF A220 cluster. You must first convert to a 2-node switched cluster using Broadcom BES-53248 cluster switches. Which two conditions must be fulfilled before you start the migration? (Choose two.)

- A. All cluster LIFs must be in the up state and on their home ports.
- B. The “Enabled Switchless Cluster” option must be manually set to “false”.
- C. All cluster LIFs must have an MTU size of 1500.
- D. The 2-node switchless configuration must be properly set up and functioning.

Correct Answer: AD

Section: (none)

Explanation

Explanation/Reference:

Reference: <https://docs.netapp.com/platstor/index.jsp?topic=%2Fcom.netapp.doc.hw-sw-ix8-migrate-2n%2FGUID-81FD5EDF-8902-40EA-9050-69358426CB6F.html>

QUESTION 55 While testing a recently installed FAS8700 cluster, a node fails. You now need to replace the impaired node.

In this scenario, which two statements are true? (Choose two.)

- A. You must move the boot device from the impaired node to the replacement node.
- B. The boot device must remain intact and must not be removed from the impaired node.
- C. You can change any drives or disk shelves as part of this replacement procedure.
- D. A controller model of the same type must be used to replace the impaired node.

Correct Answer: AD

Section: (none)

Explanation

Explanation/Reference:

Reference: https://library.netapp.com/ecm/ecm_download_file/ECMP1147156 (2)

QUESTION 56

Click the Exhibit button.

Supported cables for X1144A						
Ethernet 10/40 Gbps (CU)		Ethernet 10/40 Gbps (CU)				
Mktg Part No	Mfg Part No	Images	Length	End 1	End 2	Description
<input type="checkbox"/> Copper Cables						
XQSFP-4SFP10G-CUSM	112-00603	-	5m	QSFP+	4xSFP+	Cable,Cu,QSFP+/4xSFP+,40GbE,
XQSFP-H40G-CU5M-R6	112-00605	-	5m	QSFP+	QSFP+	Cable,Cu,QSFP+/QSFP+,40GbE,
X66100-5	112-00544	-	5m	QSFP+	QSFP+	Cable,Cu,40GbE,QSFP+/QSFP+,
X66120-5	112-00546	-	5m	QSFP+	4xSFP+	Cable,Cu,40GbE,QSFP+/4xSFP+,
X66120-3	112-00545	-	3m	QSFP+	4xSFP+	Cable,Cu,40GbE,QSFP+/4xSFP+,
X66100-3	112-00543	-	3m	QSFP+	QSFP+	Cable,Cu,40GbE,QSFP+/QSFP+,
XQSFP-H40G-CU3M-R6	112-00604	-	3m	QSFP+	QSFP+	Cable,Cu,QSFP+/QSFP+,40GbE,
XQSFP-4SFP10G-CU3M	112-00602	-	3m	QSFP+	4xSFP+	Cable,Cu,QSFP+/4xSFP+,40GbE,
X66100-1	112-00542	-	1m	QSFP+	QSFP+	Cable,Cu,40GbE,QSFP+/QSFP+,
XQSFP-H40G-CU1M-R6	112-00307	-	1m	QSFP+	QSFP+	Cable,Cu,QSFP+/QSFP+,40GbE,

A customer has two Cisco 40GbE data switches. They want to connect the switches to an AFF A400 HA pair. The switches and the AFF A400 are approximately seven meters apart. Referring to the exhibit, which two supported actions would allow you to accomplish this task? (Choose two.)

- A. Relocate the switches or the AFF A400 so that the distance is less than five meters.

- B. Install 10 meter NetApp supported copper cables.
- C. Change the requirement for Ethernet cables.
- D. Change the requirement for optical cables.

Correct Answer: BC

Section: (none)

Explanation

Explanation/Reference:

QUESTION 57

You are installing a new AFF A400 cluster and need to access the cluster management LIF from a remote subnet with the fully qualified domain name (FQDN) a400.lab.netapp.com.

In this scenario, which two network components must be configured to log in to ONTAP System Manager from the remote subnet? (Choose two.)

- A. route
- B. NTP
- C. DNS
- D. VLAN

Correct Answer: AC

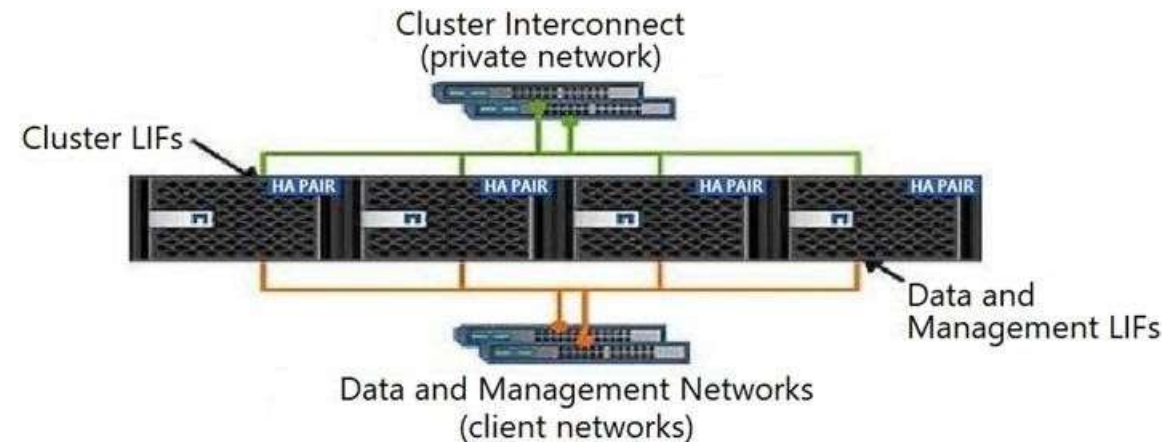
Section: (none)

Explanation

Explanation/Reference:

QUESTION 58

Click the Exhibit button.



As shown in the exhibit, you have an 8-node ONTAP 9.7 cluster. You are asked to set up a SnapMirror volume relationship between node-1 and node-8 in the same cluster.

In this scenario, which two network components are used by the SnapMirror volume? (Choose two.)

- A. private network
- B. cluster LIFs
- C. client network
- D. management LIFs

Correct Answer: AB

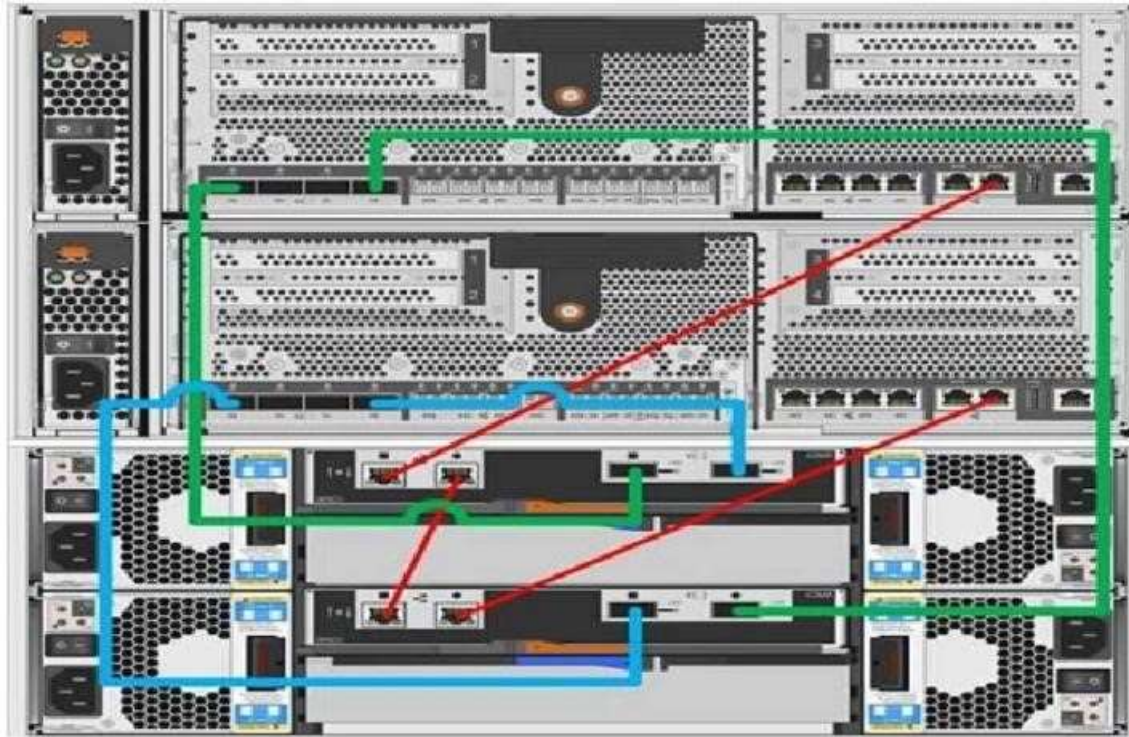
Section: (none)

Explanation

Explanation/Reference:

QUESTION 59

Click the Exhibit button.



You are adding new DS224C shelves in a new stack to your cluster with FAS8060 controllers running ONTAP 9.7.

Referring to the exhibit, which two actions should be performed to the cluster before installing the new shelves? (Choose two.)

- A. Move the SAS cables to a new stack.
- B. Enable in-band ACP.
- C. Remove the Ethernet cables.
- D. Disable out-of-band ACP.



Correct Answer: AD

Section: (none)

Explanation

Explanation/Reference:

QUESTION 60 You want to verify that connections are cables correctly and that shelf IDs are unique within an HA pair.

Which tool would be used to accomplish these tasks?

- A. System Diagnostics
- B. Cloud Insights
- C. Active IQ Config Advisor
- D. Active IQ Unified Manager

Correct Answer: A

Section: (none)

Explanation

Explanation/Reference: