

JN0-102.juniper

Number: JN0-102
Passing Score: 800
Time Limit: 120 min



VCE to PDF Converter : <https://vceplus.com/vce-to-pdf/>

Facebook: <https://www.facebook.com/VCE.For.All.VN/>

Twitter : https://twitter.com/VCE_Plus

Google+ : <https://plus.google.com/+Vcepluscom>

LinkedIn : <https://www.linkedin.com/company/vceplus>

<https://vceplus.com/>

Sections

1. Volume A
2. Volume B
3. Volume C
4. Volume D

Exam A

QUESTION 1

```
-- Exhibit --  
[edit]  
user@router# show | compare  
[edit protocols ospf area 0.0.0.0]  
-   interface ge-0/0/0.0 {  
-   disable;  
-   }  
[edit protocols ospf] area  
0.0.0.0 { ... }  
+   area 0.0.0.1 {  
+   interface ge-0/0/0.0;  
+   }  
-- Exhibit --
```

Referring to the exhibit, what are two differences between the active and candidate configurations? (Choose two.)

- A. The ge-0/0/0 interface was added to the candidate configuration.
- B. Area 0 was added to the active configuration.
- C. Area 1 was added to the candidate configuration.
- D. The ge-0/0/0 interface was added to the active configuration.

Correct Answer: AC

Section: Volume A

Explanation

Explanation/Reference:

QUESTION 2

Which mode is used to allow only a single person to edit a configuration?



<https://vceplus.com/>

- A. configure batch
- B. configure private
- C. configure exclusive
- D. configure dynamic

Correct Answer: C
Section: Volume A

Explanation

Explanation/Reference:



QUESTION 3

Which information would you find using the CLI help function? (Choose two.)

- A. message of the day
- B. tip of the day
- C. explanation for specific system log error messages
- D. explanation for specific traceoptions log messages

Correct Answer: BC

Section: Volume A

Explanation

Explanation/Reference:

QUESTION 4

Which two statements are true of login classes? (Choose two.)

- A. Users can be members of multiple login classes.
- B. Login classes define authorization parameters for a user.
- C. There are five system-defined login classes.
- D. Login class permission flags can be overridden for certain commands.

Correct Answer: BD

Section: Volume A

Explanation

Explanation/Reference:



QUESTION 5

Which two statements are true regarding rescue configurations? (Choose two.)

- A. Once saved, a rescue configuration is loaded using the rollback 0 command.
- B. The rescue configuration must contain the minimal elements necessary to restore network connectivity.
- C. A minimal rescue configuration is defined by default.
- D. A rescue configuration must include a root password.

Correct Answer: BD

Section: Volume A

Explanation

Explanation/Reference:**QUESTION 6**

-- Exhibit --
Amnesiac (ttyu0)

login:
-- Exhibit --

Which statement is correct about the information shown in the exhibit?

- A. The factory-default configuration is running on the device.
- B. The Junos OS was corrupted and did not boot correctly.
- C. The device was recently upgraded to a newer version of the Junos OS.
- D. The device's memory has been corrupted and no file system is present after a reboot.

Correct Answer: A

Section: Volume A

Explanation**Explanation/Reference:****QUESTION 7**

Which two statements are true regarding the use of NTP clock synchronization? (Choose two.)

- A. The Junos OS supports client, server, and symmetric modes of NTP operation.
- B. Synchronized time on all network devices makes log messages more useful for troubleshooting.
- C. Authentication methods are not supported.
- D. The Junos OS must be used as the primary time reference.

Correct Answer: AB

Section: Volume A

Explanation**Explanation/Reference:**

QUESTION 8

You are asked to change the cable on interface ge-2/1/3.

Which statement is correct?

- A. The cable is found on FPC 1, slot 3, and port 2. B.
- The cable is found on slot 1, port 2, and FPC 3. C.
- The cable is found on port 3, FPC 2, and slot 1.
- D. The cable is found on FPC 1, slot 2, and port 3.

Correct Answer: C

Section: Volume A

Explanation

Explanation/Reference:

QUESTION 9

You are asked to change the cable on interface fe-4/2/3.

Which statement is correct?

- A. The cable is found on port 4, FPC 2, and slot 3. B.
- The cable is found on slot 2, port 3, and FPC 4. C.
- The cable is found on FPC 4, slot 3, and port 2.
- D. The cable is found on slot 2, FPC 3, and port 4.

Correct Answer: B

Section: Volume A

Explanation

Explanation/Reference:

QUESTION 10

You are asked to change the cable on interface ge-0/2/1.

Which statement is correct?



<https://vceplus.com/>

- A. The cable is found on slot 2, port 0, and FPC 1. B.
The cable is found on FPC 0, slot 1, and port 2. C.
The cable is found on port 1, slot 0, and FPC 2.
D. The cable is found on slot 2, port 1, and FPC 0.

Correct Answer: D
Section: Volume A

Explanation

Explanation/Reference:



QUESTION 11

```
-- Exhibit -user@router> show
configuration groups {
ge-int
{ interfaces
{ <ge-*>
{ unit 0
{ familyinet {
address 10.10.12.1/24;
}
}
}
}
}
}
}
...
interfaces { ge-0/0/1
{
```

```
unit 0; }
```

```
-- Exhibit --
```

Referring to the exhibit, which two actions would you take to only apply the 10.10.12.1/24 address to the ge-0/0/1.0 interface?

- A. Apply the ge-int group to the configuration at the [edit] hierarchy.
- B. Apply the ge-int group to the configuration at the [edit interfaces ge-0/0/1] hierarchy.
- C. Apply the ge-int group to the configuration at the [edit interfaces ge-0/0/1 unit 0] hierarchy.
- D. Apply the ge-int group to the configuration at the [edit interfaces] hierarchy.

Correct Answer: BC

Section: Volume A

Explanation

Explanation/Reference:



QUESTION 12

Which interface type connects the control and forwarding planes on an MX Series device?

- A. fxp1
- B. fxp0
- C. me0
- D. ae1

Correct Answer: A

Section: Volume A

Explanation

Explanation/Reference:

QUESTION 13

Which command is used to restore a Junos device to its default state?

- A. load factory-default
- B. load override factory-default
- C. load replace default
- D. load set default

Correct Answer: A

Section: Volume A

Explanation

Explanation/Reference:

QUESTION 14

-- Exhibit --

```
{master:0}[edit interfaces]
user@switch# show
me0 { disable; unit 0
{ familyinet { address
10.1.1.10/24;
}
}}
```

-- Exhibit --



Administrators report that they are unable to access the management interface of the EX Series device shown in the exhibit.

Which command will resolve this problem?

- A. delete me0 disable
- B. activate me0
- C. set me0 unit 0 enable
- D. deactivate me0

Correct Answer: A

Section: Volume A

Explanation**Explanation/Reference:****QUESTION 15**

Which statement is true about logical units?

- A. Logical units are similar to VLANs used by other vendors.
- B. A logical unit is required for transit interfaces.
- C. Frame Relay encapsulation supports one logical unit.
- D. Link speed and duplex are configured in the logical unit properties.

Correct Answer: B

Section: Volume A

Explanation**Explanation/Reference:****QUESTION 16**

-- Exhibit --

```
[edit system syslog]
user@router# show
host 152.170.10.10
{ any warning;
}
file changes {
change-log info;
}
```

-- Exhibit --

Referring to the exhibit, which two statements are true? (Choose two.)

- A. Any warning message will be sent to the 152.170.10.10 host.
- B. A warning message will be logged when the 152.170.10.10 host logs in.
- C. Changes to the device's internal temperatures will be logged.

D. Changes to the configuration will be logged.

Correct Answer: AD

Section: Volume A

Explanation

Explanation/Reference:

QUESTION 17

Which command is used to load the rescue configuration?

- A. load override rescue
- B. rollback rescue
- C. load replace rescue-configuration
- D. rollback 49

Correct Answer: B

Section: Volume A

Explanation

Explanation/Reference:



QUESTION 18

Which two external authentication servers are supported for administrative access to a Junos device? (Choose two.)

- A. RADIUS
- B. LDAP
- C. ACE
- D. TACACS+

Correct Answer: AD

Section: Volume A

Explanation

Explanation/Reference:

QUESTION 19

```
-- Exhibit --  
user@router> restart  
      ^  
unknown command.  
-- Exhibit --
```

You are investigating routing problems on a device running the Junos OS. You receive the error shown in the exhibit when you attempt to restart the routing process.

Which statement describes the problem?

- A. You have typed an invalid command.
- B. You must be in configuration mode to restart the routing process.
- C. You do not have permission to restart the routing process.
- D. You must wait until close of business to restart the routing process, based on user-defined policy.

Correct Answer: C

Section: Volume A

Explanation

Explanation/Reference:

QUESTION 20

At which command prompt would you issue the set date <date> command?

```
A. [edit chassis]  
user@router# B.  
[edit]  
user@router# C.  
[edit system]  
user@router# D.  
user@router>
```

Correct Answer: D

Section: Volume A

Explanation

Explanation/Reference:**QUESTION 21**

You must apply the family inet configuration parameter only to Gigabit Ethernet interfaces that are in FPC 2.

Which output applies to this configuration?

- A. [edit
groups]user@router#
show
ge-int
{ interfaces
{ <ge-*>
{ unit 0 {
familyinet;
}
}
}
}
- B. [edit
groups]user@router#
show
ge-int
{ interface
s { <*>
{ unit 0
{ familyinet
;
}
}
}
}
- C. [edit
groups]user@router#
show
ge-int
{ interfaces



```
{ <*-2/*/*>
{ unit 0 {
family inet;
}
}
}
```

D. [edit
groups]user@router#
show
ge-int
{ interfaces
{ <ge-2/*/*>
{ unit 0
{ family inet;
}
}
}

Correct Answer: D

Section: Volume A

Explanation

Explanation/Reference:

QUESTION 22

```
-- Exhibit -[edit  
interfaces ge-0/0/1]  
user@router# show  
unit 100 { vlan-id 100;  
family inet {  
address 10.1.1.1 /24;  
}  
}
```

```
[edit interfaces ge-0/0/1]
user@router# commit check
[edit interfaces ge-0/0/1]
'unit 100'
```

Only unit 0 is valid for this
encapsulation error: configuration check-
out failed -- Exhibit --

Referring to the exhibit, you are unable to commit the configuration for the ge-0/0/1 interface.

What must you do to commit the configuration?



<https://vceplus.com/>

- A. You must set the vlan-tagging parameter under the [edit interfaces ge-0/0/1] hierarchy.
- B. You must use the rename command to change unit 100 to unit 0.
- C. You must set the encapsulation flexible-ethernet-services parameter under the [edit interfaces ge-0/0/1] hierarchy.
- D. You must set the encapsulation vlan-ccc parameter under the [edit interfaces ge-0/0/1 unit 100] hierarchy.

Correct Answer: A

Section: Volume A

Explanation

Explanation/Reference:

QUESTION 23

You are asked to configure the configuration archival feature on your Junos devices.

Which two transfer methods are available? (Choose two.)

- A. TFTP

- B. FTP
- C. SCP
- D. SFTP

Correct Answer: BC

Section: Volume A

Explanation

Explanation/Reference:

QUESTION 24

-- Exhibit --

```
user@router> show system alarms 1
```

alarms currently active

Alarm time	Class	Description
------------	-------	-------------

2013-09-14 23:54:01 UTC	Minor	Rescue configuration is not set -
-------------------------	-------	-----------------------------------

- Exhibit --



Which command will resolve the problem shown in the exhibit? VCE To PDF - Free Practice Exam

- A. user@router> request system configuration rescue save
- B. user@router# request system configuration rescue save
- C. user@router> file copy current /config/rescue.conf
- D. user@router# file copy current /config/rescue.conf

Correct Answer: A

Section: Volume A

Explanation

Explanation/Reference:

QUESTION 25

Which command displays only the interfaces that are operationally and administratively up?

- A. show interfaces terse | match up
- B. show interfaces terse | match down

- C. show interfaces terse | except up
- D. show interfaces terse | except down

Correct Answer: D

Section: Volume A

Explanation

Explanation/Reference:

QUESTION 26

To which directory does the Junos OS write traceoptions files?

- A. /var/tmp/
- B. /var/
- C. /var/log/
- D. /var/home/<username>/

Correct Answer: C

Section: Volume A

Explanation

Explanation/Reference:



QUESTION 27

Which command gracefully shuts down the Junos OS?

- A. request system reboot
- B. request system logout
- C. request system halt
- D. restart gracefully

Correct Answer: C

Section: Volume A

Explanation

Explanation/Reference:

QUESTION 28

Which action does the ping 172.18.1.1 size 5 command perform?

- A. It sends only five ping requests to the 172.18.1.1 destination.
- B. It sends a continuous ping with a packet length of five bytes to the 172.18.1.1 destination.
- C. It sends five rapid ping requests to the 172.18.1.1 destination.
- D. It sends a continuous rapid ping with a packet length of five bytes to the 172.18.1.1 destination.

Correct Answer: B

Section: Volume A

Explanation

Explanation/Reference:

QUESTION 29

Which command displays the current temperature of a Junos device's components?

- A. show chassis temperature-thresholds
- B. show chassis environment
- C. show chassis hardware
- D. show chassis alarms



Correct Answer: B

Section: Volume A

Explanation

Explanation/Reference:

QUESTION 30

Which command would you use to view interface usage details in real time?

- A. show interfaces terse
- B. show interfaces extensive
- C. monitor interface traffic
- D. monitor traffic interface

Correct Answer: C

Section: Volume A**Explanation****Explanation/Reference:****QUESTION 31**

What happens when you issue the ping 172.19.102.2 count 5 command?

- A. ICMP echo requests are sent to 172.19.102.2 in five-millisecond intervals.
- B. ICMP echo requests are sent to 172.19.102.2 until five packets are dropped.
- C. ICMP echo requests are sent to 172.19.102.2 five times.
- D. ICMP echo requests are sent continuously to 172.19.102.2 for five seconds.

Correct Answer: C

Section: Volume A

Explanation**Explanation/Reference:****QUESTION 32**

You are asked to configure real-time performance monitoring (RPM) between two Junos devices to track traffic in your network.

Which two application traffic types can you track? (Choose two.)

- A. ICMP
- B. SNMP
- C. TCP
- D. HTTPS

Correct Answer: AC

Section: Volume A

Explanation**Explanation/Reference:**

QUESTION 33

You are troubleshooting a routing issue and need to check the hop-by-hop path to the 10.10.10.10 destination.

Which three commands would display the path? (Choose three.)

- A. user@router# traceroute 10.10.10.10
- B. user@router> ping record-route 10.10.10.10
- C. user@router>traceroute 10.10.10.10
- D. user@router# run traceroute 10.10.10.10
- E. user@router# ping record-route 10.10.10.10

Correct Answer: BCD

Section: Volume A

Explanation

Explanation/Reference:

QUESTION 34

You are asked to free up disk space so you can update your version of the Junos OS.

Which two commands display the files that will be removed? (Choose two.)

- A. user@router> request system storage cleanup



<https://vceplus.com/>

- B. user@router> show system storage
- C. user@router> request system storage cleanup dry-run
- D. user@router> show system storage detail

Correct Answer: AC

Section: Volume A**Explanation****Explanation/Reference:****QUESTION 35**

Which two commands are used during the password recovery process? (Choose two.)

- A. clear system login
- B. boot -s
- C. recovery
- D. delete system root-authentication

Correct Answer: BC

Section: Volume A**Explanation****Explanation/Reference:****QUESTION 36**

You receive an alarm that your Junos device is experiencing problems regarding temperature.

Which two commands would you use to investigate this problem? (Choose two.)

- A. show chassis hardware
- B. show chassis temperature-thresholds
- C. show chassis pic fpc-slot <value> pic-slot <value>
- D. show chassis environment

Correct Answer: BD

Section: Volume A**Explanation****Explanation/Reference:****QUESTION 37**

-- Exhibit --

```
[edit interfaces ge-0/0/6]
user@router# show
unit 0 {
familyinet { address
172.16.10.100/24;
address
172.16.10.101/24;
}
}
-- Exhibit --
```

You have two IP addresses configured on the ge-0/0/6 interface, as shown in the exhibit. You want to select the 172.16.10.101 address as the source address for packets sent from this interface to hosts on a remote subnet.

Which parameter would you add to the 172.16.10.101 address to complete this task?

- A. preferred
- B. broadcast
- C. primary
- D. arp 172.16.10.101



Correct Answer: A
Section: Volume A

Explanation

Explanation/Reference:

QUESTION 38

Which routing instance type is used to facilitate filter-based forwarding?

- A. VRF
- B. FBF
- C. forwarding
- D. no-forwarding

Correct Answer: C

Section: Volume A**Explanation****Explanation/Reference:****QUESTION 39**

Which two statements are true about static routes in the Junos OS? (Choose two.)

- A. Static routes are defined at the [edit routing-instances] hierarchy.
- B. Static routes must have a next hop defined.
- C. Static routes remain in the routing table until you remove them or until they become inactive.
- D. Static routes are learned by neighboring devices and added to their routing tables.

Correct Answer: BC

Section: Volume A**Explanation****Explanation/Reference:****QUESTION 40**

Which configuration parameter on a Junos device alters the default next-hop resolution behavior of a static route?

- A. no-readvertise
- B. resolve
- C. preference
- D. passive

Correct Answer: B

Section: Volume A**Explanation****Explanation/Reference:****QUESTION 41**

Which two statements are true regarding route preference? (Choose two.)

- A. Lower preference values are more preferred than higher preference values.
- B. You can modify the default preference values for any of the routing information sources.
- C. By default, a static route is more preferred than a RIP route.
- D. A static route is always preferred over a direct route.

Correct Answer: AC

Section: Volume A

Explanation

Explanation/Reference:

QUESTION 42

Which two statements are true regarding routing tables? (Choose two.)

- A. The routing table is populated by the forwarding table.
- B. Devices running the Junos OS can accommodate multiple routing tables.
- C. Information learned from routing protocols is stored in the routing table.
- D. The primary routing table for IPv4 unicast routes is inet.4.

Correct Answer: BC

Section: Volume A

Explanation

Explanation/Reference:

QUESTION 43

Which two statements are correct when you use the reject parameter as the next-hop value for a static route? (Choose two.)

- A. The packet is dropped and the packet's source is marked with the no-readvertise parameter.
- B. The system sends the packet back to the source.
- C. The packet is dropped from the network.
- D. The system sends an ICMP message back to the source of the packet.

Correct Answer: CD

Section: Volume A

Explanation

Explanation/Reference:

QUESTION 44

Which routing table stores IPv4 unicast routes and is used by multicast routing protocols to prevent loops?

- A. inet.0
- B. inet.1
- C. inet.2
- D. inet.3

Correct Answer: C

Section: Volume A

Explanation

Explanation/Reference:

QUESTION 45

Which source of routing information is preferred by default?

- A. OSPF internal
- B. OSPF external
- C. IS-IS Level 1
- D. IS-IS Level 2

Correct Answer: A

Section: Volume A

Explanation

Explanation/Reference:

QUESTION 46

What are two routing requirements for a device to communicate with another device? (Choose two.)

- A. end-to-end communications path
- B. hosts on the same Layer 2 broadcast domain
- C. hosts on the same Layer 3 broadcast domain
- D. routing information on participating Layer 3 devices

Correct Answer: AD

Section: Volume A

Explanation

Explanation/Reference:

QUESTION 47

-- Exhibit --

inet.0: 4 destinations, 4 routes (4 active, 0 holddown, 0 hidden)

+ = Active Route, - = Last Active, * = Both

172.23.10.0/24 * [Direct/0] 21:59:56

>via ge-0/0/6.0

172.23.10.100/32 * [Local/0] 22:00:10

Local via ge-0/0/6.0

172.23.12.0/24 * [Static/5] 00:01:36

>to 172.23.10.1 via ge-0/0/6.0

172.23.15.0/24 * [Static/5] 00:01:36

>to 172.23.10.1 via ge-0/0/6.0 -

- Exhibit --



Users are unable to access resources in the 172.23.14.0/24 subnet. Referring to

the exhibit, which two actions would solve this problem? (Choose two.)

- A. Configure a separate routing instance.
- B. Configure a default static route.
- C. Configure a static route to 172.23.14.0/24.
- D. Configure the existing routes to resolve the indirect next hop.

Correct Answer: BC

Section: Volume A

Explanation

Explanation/Reference:

QUESTION 48

What are three types of routing instances? (Choose three.)

- A. VPN
- B. virtual-router
- C. policy
- D. VRF
- E. forwarding

Correct Answer: BDE

Section: Volume A

Explanation

Explanation/Reference:

QUESTION 49

Which two statements describe the forwarding table in the Junos OS? (Choose two.)



<https://vceplus.com/>

- A. The forwarding table contains all known routes.
- B. The forwarding table stores a subset of information from the routing table.
- C. Junos devices use the forwarding table to compare incoming packets against existing entries to determine the next hop.
- D. If multiple matches exist, the forwarding table uses the least-specific entry to forward packets toward the destination.

Correct Answer: BC

Section: Volume A

Explanation

Explanation/Reference:**QUESTION 50**

-- Exhibit --

[edit routing-options]

user@router# show

```
static { route 0.0.0.0/0 { next-  
hop 10.1.1.1; qualified-next-  
hop 10.1.1.254 { preference 4;  
    }  
}  
}
```

-- Exhibit --

Assuming both paths shown in the exhibit are available, which statement is correct?

- A. Traffic matching the default route will use 10.1.1.1 as the next hop.
- B. Traffic matching the default route will use 10.1.1.254 as the next hop.
- C. Traffic matching the default route will be load-balanced per packet across both next hops.
- D. Traffic matching the default route will be load-balanced per flow across both next hops.

Correct Answer: B

Section: Volume B

Explanation**Explanation/Reference:****QUESTION 51**

Which command will silently drop a matching packet?

- A. set routing-options static route 10.1.1.1/32 no-retain
- B. set routing-options static route 10.1.1.1/32 discard
- C. set routing-options static route 10.1.1.1/32 reject
- D. set routing-options static route 10.1.1.1/32 passive

Correct Answer: B
Section: Volume B

Explanation

Explanation/Reference:

QUESTION 52

Which command will drop a matching packet and send out a notification message?

- A. set routing-options static route 10.1.1.1/32 no-retain
- B. set routing-options static route 10.1.1.1/32 discard
- C. set routing-options static route 10.1.1.1/32 reject
- D. set routing-options static route 10.1.1.1/32 no-install

Correct Answer: C
Section: Volume B

Explanation

Explanation/Reference:



QUESTION 53

Which command will show the best paths that are installed in the PFE?

- A. show route
- B. show route active-path
- C. show route private
- D. show route forwarding-table

Correct Answer: D
Section: Volume B

Explanation

Explanation/Reference:

QUESTION 54

Which command displays the egress interfaces selected on the PFE for destination prefixes?

- A. show route forwarding-table
- B. show route table
- C. show route table extensive
- D. show pfevdd

Correct Answer: A

Section: Volume B

Explanation

Explanation/Reference:

QUESTION 55

Which route filter match type only matches prefixes greater than the defined prefix?

- A. exact
- B. upto
- C. longer
- D. orlonger

Correct Answer: C

Section: Volume B

Explanation

Explanation/Reference:

QUESTION 56

In which hierarchy are routing policies defined?

- A. [edit policy-options]
- B. [edit routing-options]
- C. [edit forwarding-options]

D. [edit protocols]

Correct Answer: A

Section: Volume B

Explanation

Explanation/Reference:

QUESTION 57

What are two default routing policies on Junos devices? (Choose two.)

- A. The BGP import policy accepts all BGP routes.
- B. The BGP export policy rejects all active BGP routes.
- C. The OSPF import policy accepts all OSPF routes.
- D. The OSPF export policy accepts all active OSPF routes.

Correct Answer: AC

Section: Volume B

Explanation

Explanation/Reference:

QUESTION 58

Which statement is correct about policies in the Junos OS?

- A. Import policies are used to filter routes from the routing table to the forwarding table.
- B. Import policies are used to filter routes destined for the routing table.
- C. Import policies are used to filter routes being sent to neighboring devices.
- D. Import policies are used to filter traffic entering the device.

Correct Answer: B

Section: Volume B

Explanation

Explanation/Reference:**QUESTION 59**

Which statement is correct about policies in the Junos OS?

- A. Export policies are used to filter routes from the RE forwarding table to the PFE forwarding table.
- B. Export policies are used to filter routes destined for the routing table.
- C. Export policies are used to filter routes being sent to neighboring devices.
- D. Export policies are used to filter traffic leaving the device.

Correct Answer: C

Section: Volume B

Explanation**Explanation/Reference:****QUESTION 60**

What is the default action for firewall filters?

- A. accept
- B. reject
- C. discard
- D. log

Correct Answer: C

Section: Volume B

Explanation**Explanation/Reference:****QUESTION 61**

What is the purpose of unicast reverse path forwarding?

- A. to validate packet receipt on interfaces where the traffic should be received

- B. to forward packets out the interfaces where the traffic should be received
- C. to forward packets out the interfaces where the traffic should be sent
- D. to validate packet receipt on interfaces where the traffic should be sent

Correct Answer: A

Section: Volume B

Explanation

Explanation/Reference:

QUESTION 62

Which two statements are correct about firewall filters in the Junos OS? (Choose two.)



<https://vceplus.com/>



- A. Firewall filters are stateless.
- B. Firewall filters are used to control routing information that is exchanged between devices.
- C. Firewall filters are used to control traffic passing through the device.
- D. Firewall filters can only be applied to traffic entering the device.

Correct Answer: AC

Section: Volume B

Explanation

Explanation/Reference:

QUESTION 63

Which two firewall filter actions will terminate the processing and evaluation of a packet? (Choose two.)

- A. permit

- B. accept C. deny
- D. discard

Correct Answer: BD

Section: Volume B

Explanation

Explanation/Reference:

QUESTION 64

Which two statements are true regarding routing policy processing? (Choose two.)

- A. The Junos OS verifies the match criteria of each policy in order and performs the associated action when a match occurs.
- B. Policies are evaluated from right to left as displayed in the Junos OS configuration file.
- C. Policies are evaluated based on the order in which they are applied to a routing protocol.
- D. Policy processing stops once the last statement in the policy is evaluated.

Correct Answer: AC

Section: Volume B

Explanation

Explanation/Reference:

QUESTION 65

What are three firewall filter terminating actions? (Choose three.)

- A. accept
- B. log
- C. reject
- D. discard
- E. drop

Correct Answer: ACD

Section: Volume B

Explanation

Explanation/Reference:

QUESTION 66

Which command will apply a policy to redistribute static routes into OSPF?

- A. set protocols ospf import static-routes
- B. set protocols ospf export static-routes
- C. set routing-options static defaults readvertise
- D. set routing-options static route 0.0.0.0/0 readvertise

Correct Answer: B

Section: Volume B

Explanation

Explanation/Reference:

QUESTION 67

-- Exhibit --

```
[edit firewall family inet filter input-filter]
user@router# show term my-policy
{ from { source-address {
    151.43.62.0/24;
  }
}
then { count;
}
}
term else { then
{
discard;
}
}
}
-- Exhibit --
```



Which two tasks are accomplished by the firewall filter shown in the exhibit? (Choose two.)

- A. Traffic matching the my-policy term will be counted and accepted.

- B. Traffic matching the my-policy term will be counted and discarded.
- C. Traffic not matching the my-policy term will be discarded.
- D. Traffic not matching the my-policy term will be accepted.

Correct Answer: AC

Section: Volume B

Explanation

Explanation/Reference:

QUESTION 68

-- Exhibit --

[edit policy-options]

user@router# show policy-

statement my-policy { term 1

{ from { route-filter

172.27.0.0/24 longer;

}

}

then reject;

}

-- Exhibit --



Which statement is correct about the policy shown in the exhibit?

- A. All routes are accepted.
- B. All routes are rejected.
- C. A 172.27.0.0/24 route will be accepted.
- D. A 172.27.0.0/16 route will be accepted.

Correct Answer: B

Section: Volume B

Explanation

Explanation/Reference:

QUESTION 69

```
-- Exhibit -policy-options
{
  policy-statement example-pol {
    term 1 {
      from
      { protocol static; route-filter
      10.1.0.0/16 exact;
      }
    then { preference
    6;
    accept;
      }
    }
  term 2 { from { protocol static;
  route-filter 10.1.1.0/24 longer;
    }
  then { preference
  7; accept;
    }
    }
  term 3 { from
  { protocol
  static;
  route-filter 10.1.0.0/16 upto /24;
    }
  then { preference
  8; accept;
    }
    }
  term 4 {
  then accept;
    }
  }
}
-- Exhibit --
```



Referring to the exhibit, if the static route with prefix 10.1.1.0/24 is evaluated against the routing policy, which preference value will be set?

- A. The preference will be 6.
- B. The preference will be 7.
- C. The preference will be 8.
- D. The preference will be the default for static routes.

Correct Answer: C

Section: Volume B

Explanation

Explanation/Reference:

QUESTION 70

-- Exhibit --

```
[edit policy-options]
user@router# show policy-
statement block-routes { term 1
{ from {
route-filter 172.27.0.0/24 longer;
}
then reject;
}
term 2 { then
accept;
}
}
```

-- Exhibit --



You are asked to ensure that your device does not accept any prefixes within the 172.27.0.0/24 network. You have applied the policy shown in the exhibit, but the 172.27.0.0/24 route is still present on your device.

Which configuration will resolve this problem?

- A. [edit policy-options policy-statement block-routes] user@router#
set term 1 from route-filter 172.27.0.0/24 orlonger
- B. [edit policy-
options policy-statement block-routes] user@router# set term 1

```
from route-filter 172.27.0.0/24 upto /30 C. [edit policy-options  
policy-statement block-routes] user@router# set term 2 from route-  
filter 172.27.0.0/24 longer D. [edit policy-options policy-statement  
block-routes] user@router# set term 2 from route-filter  
172.27.0.0/24 orlonger
```

Correct Answer: A

Section: Volume B

Explanation

Explanation/Reference:

QUESTION 71

-- Exhibit --

```
[edit policy-options policy-statement my-policy]
```

```
user@router# show
```

```
term 1 { from
```

```
{
```

```
route-filter 192.168.0.0/16 orlonger;
```

```
}
```

```
then accept;
```

```
}
```

-- Exhibit --



Referring to the exhibit, which three networks match the policy? (Choose three.)

- A. 192.168.0.0/16
- B. 192.168.0.0/15
- C. 192.168.65.0/24
- D. 192.167.0.0/17
- E. 192.168.24.89/32

Correct Answer: ACE

Section: Volume B

Explanation

Explanation/Reference:

QUESTION 72

```
-- Exhibit -firewall
{ filter select-telnet
{ term 1 { from {
source-address {
10.0.0.0/8;
}
} then log;
}
term 2
{ from
{ protocol tcp;
port telnet;
}
then { syslog;
reject;
}
}
term 3 {
from {
source-address {
10.1.1.1/32;
}
protocol tcp;
port telnet;
}
then { sample;
accept;
}
}
}
-- Exhibit --
```

A Telnet session is initiated from host 10.1.1.1.

What will happen when it is processed by the firewall filter shown in the exhibit?

- A. The packet will be accepted and logged.
- B. The packet will be discarded and logged.
- C. The packet will be rejected and a syslog message generated.
- D. The packet will be accepted and sampled.

Correct Answer: A

Section: Volume B

Explanation

Explanation/Reference:

QUESTION 73

-- Exhibit --

```
[edit policy-options policy-statement my-policy]
user@router# show
term 1 { from {
route-filter 192.168.0.0/16 prefix-length-range /20-/24;
}
then accept;
}
-- Exhibit --
```



Referring to the exhibit, which three networks match the policy? (Choose three.)



<https://vceplus.com/>

- A. 192.168.0.0/20
- B. 192.168.0.0/16
- C. 192.168.128.0/18

- D. 192.168.128.0/21
- E. 192.168.64.0/24

Correct Answer: ADE

Section: Volume B

Explanation

Explanation/Reference:

QUESTION 74

-- Exhibit --

```
[edit policy-options policy-statement my-policy]
```

```
user@router# show term
```

```
reject {
```

```
then reject;
```

```
}
```

```
term match { from
```

```
{ protocolbgp;
```

```
route-filter 10.10.10.0/24 exact;
```

```
}
```

```
}
```

-- Exhibit --



Referring to the exhibit, you must move the match term above the reject term.

Which command would accomplish this task?

- A. set term match from policy reject
- B. up 1 copy policy-statement my-policy term match to term before-reject
- C. activate term match to policy
- D. insert term match before term reject

Correct Answer: D

Section: Volume B

Explanation

Explanation/Reference:**QUESTION 75**

-- Exhibit --

Time	Filter	Action	Interface	Protocol	Src Addr	Dest Addr
14:52:51	select-telnet	A	local	TCP	192.168.10.1	192.168.209.2
14:52:51	select-telnet	A	local	TCP	192.168.10.1	192.168.209.2
14:52:46	select-telnet	A	local	TCP	192.168.10.1	192.168.209.2
14:52:46	select-telnet	A	local	TCP	192.168.10.1	192.168.209.2
14:52:46	select-telnet	A	local	TCP	192.168.10.1	192.168.209.2
14:52:46	select-telnet	A	local	TCP	192.168.10.1	192.168.209.2
14:52:46	select-telnet	A	local	TCP	192.168.10.1	192.168.209.2
14:41:41	pfe	A	local	TCP	192.168.10.1	192.168.209.2
14:41:41	pfe	A	local	TCP	192.168.10.1	192.168.209.2
14:41:36	pfe	A	local	TCP	192.168.10.1	192.168.209.2
14:41:36	pfe	A	local	TCP	192.168.10.1	192.168.209.2
14:41:36	pfe	A	local	TCP	192.168.10.1	192.168.209.2
14:41:36	pfe	A	local	TCP	192.168.10.1	192.168.209.2

-- Exhibit --

Which command produces the output shown in the exhibit?

- A. show firewall counter telnet-counter filter select-telnet
- B. show firewall log
- C. show log messages
- D. show services accounting usage

Correct Answer: B

Section: Volume B

Explanation**Explanation/Reference:****QUESTION 76**

Which two statements are true about firewall filter configurations? (Choose two.)

- A. Multiple action modifiers can be included in the same term.
- B. Only a single action modifier can be included in the same term.
- C. The default term within a firewall filter uses the discard action.
- D. The default term within a firewall filter uses the reject action.

Correct Answer: AC

Section: Volume B

Explanation

Explanation/Reference:

QUESTION 77

Which two statements are true about firewall filter configurations? (Choose two.)

- A. Multiple action modifiers can be included in the same term.
- B. Only a single action modifier can be included in the same term.
- C. If an action modifier exists without a terminating action, matching packets will be accepted.
- D. If an action modifier exists without a terminating action, matching packets will be discarded.

Correct Answer: AC

Section: Volume B

Explanation

Explanation/Reference:

QUESTION 78

You have configured a firewall filter with a single term matching on packets with a source address in the 10.0.0.0/24 subnet. This term only includes the count action.

Which two statements are true about traffic evaluated by this firewall filter? (Choose two.)

- A. Packets outside the 10.0.0.0/24 subnet will be accepted.
- B. Packets outside the 10.0.0.0/24 subnet will be rejected.
- C. Packets outside the 10.0.0.0/24 subnet will be counted.
- D. Packets outside the 10.0.0.0/24 subnet will not be counted.

Correct Answer: BD

Section: Volume B**Explanation****Explanation/Reference:****QUESTION 79**

You have configured a firewall filter with a single term matching on packets with a source address in the 10.0.0.0/24 subnet. This term only includes the count action.

Which two statements are true about traffic evaluated by this firewall filter? (Choose two.)

- A. Packets within the 10.0.0.0/24 subnet will be accepted.
- B. Packets within the 10.0.0.0/24 subnet will be rejected.
- C. Packets within the 10.0.0.0/24 subnet will be counted.
- D. Packets within the 10.0.0.0/24 subnet will not be counted.

Correct Answer: AC

Section: Volume B

Explanation**Explanation/Reference:****QUESTION 80**

The IP address 192.168.100.1 belongs to which class of IP address space?

- A. Class A
- B. Class B
- C. Class C
- D. Class D

Correct Answer: C

Section: Volume B

Explanation**Explanation/Reference:****QUESTION 81**

For the interface ge-1/2/3.4, what does the "ge" represent?

- A. Gigabit Ethernet
- B. SONET/SDH
- C. Aggregated Ethernet
- D. GRE

Correct Answer: A

Section: Volume B

Explanation

Explanation/Reference:

QUESTION 82

Which word starts a command to add configuration on a Junos device?

- A. get
- B. set
- C. put
- D. show

Correct Answer: B

Section: Volume B

Explanation

Explanation/Reference:

QUESTION 83

Which word starts the command to remove configuration elements on a Junos device?

- A. undo
- B. remove
- C. delete
- D. unset

Correct Answer: C
Section: Volume B

Explanation

Explanation/Reference:

QUESTION 84

After editing to your device's configuration, which command must you enter to activate the configuration changes?

- A. set
- B. copy candidate active
- C. apply-config
- D. commit

Correct Answer: D
Section: Volume B
Explanation

Explanation/Reference:



QUESTION 85

What is the decimal equivalent of 00000110?

- A. 2 B.
- 4
- C. 6
- D. 11

Correct Answer: C
Section: Volume B

Explanation

Explanation/Reference:

QUESTION 86

Which CLI mode allows you to make configuration changes?



<https://vceplus.com/>

- A. enable mode
- B. configuration mode
- C. operational mode
- D. active mode

Correct Answer: B

Section: Volume B

Explanation

Explanation/Reference:

**QUESTION 87**

Which command do you use to navigate to [edit interfaces]?

- A. cd interfaces
- B. dir edit interfaces
- C. edit interfaces
- D. interfaces

Correct Answer: C

Section: Volume B

Explanation

Explanation/Reference:

QUESTION 88

Which command will display the contents of the forwarding table?

- A. show route forwarding-table
- B. show forwarding
- C. show configuration
- D. show interfaces

Correct Answer: A

Section: Volume B

Explanation

Explanation/Reference:

QUESTION 89

Which operating system do Juniper Networks MX Series routers use?

- A. IOS
- B. MX-OS
- C. UNIX
- D. Junos OS

Correct Answer: D

Section: Volume B

Explanation

Explanation/Reference:

QUESTION 90

Which command do you use to go from the shell prompt to the CLI prompt?

- A. run cli
- B. cli
- C. start cli
- D. edit

Correct Answer: B
Section: Volume B

Explanation

Explanation/Reference:

QUESTION 91

Which account is used to access a Junos device in factory-default configuration?

- A. root
- B. admin
- C. juniper
- D. user

Correct Answer: A
Section: Volume B

Explanation

Explanation/Reference:



QUESTION 92

Which statement is true regarding the Junos OS?

- A. Each process runs in its own protected memory space ensuring that one process cannot directly interfere with another.
- B. Processes share memory space but use separate ASICs so that one process cannot directly interfere with another.
- C. A central processor called the IP2 Chip dynamically assigns memory as process needs fluctuate.
- D. The memory management daemon (mmd) is responsible for allocating new memory for processes as they request it.

Correct Answer: A
Section: Volume B

Explanation

Explanation/Reference:

QUESTION 93

Which statement is true regarding the Junos OS?

- A. The Junos kernel is based on the Solaris operating system.
- B. The Junos kernel is based on the GNU Zebra operating system.
- C. The Junos kernel is completely original and not based on any other operating system.
- D. The Junos kernel is based on the FreeBSD UNIX operating system.

Correct Answer: D

Section: Volume B

Explanation

Explanation/Reference:

QUESTION 94

Which statement is true regarding the Junos OS?

- A. All platforms running the Junos OS use the same source code base.
- B. All platforms running the Junos OS use the same PFE.
- C. All platforms running the Junos OS use a hard drive to optimize syslog data storage.
- D. All platforms running the Junos OS use a separate process with protected memory space for each routing protocol.

Correct Answer: A

Section: Volume B

Explanation

Explanation/Reference:

QUESTION 95

Which statement is true regarding the Junos OS?

- A. All platforms running the Junos OS have identical factory-default configurations.
- B. All platforms running the Junos OS use the IP2 processor for longest-match lookup.
- C. All platforms running the Junos OS use the same source code base.
- D. All platforms running the Junos OS use FXP1 for communication between control and forwarding planes.

Correct Answer: C
Section: Volume B

Explanation

Explanation/Reference:

QUESTION 96

What are two Junos processes? (Choose two.)

- A. OSPF SPF daemon (ospfd)
- B. SNMP daemon (snmpd)
- C. BGP daemon (bgpd)
- D. Routing protocols daemon (rpd)

Correct Answer: BD
Section: Volume B
Explanation

Explanation/Reference:



QUESTION 97

On which operating system is the Junos OS based?

- A. ScreenOS
- B. Solaris
- C. FreeBSD
- D. HP-UX

Correct Answer: C
Section: Volume B
Explanation

Explanation/Reference:

QUESTION 98

What is an advantage of multiple software processes running in the Junos OS?

- A. Each process has its own protected memory space.
- B. Each process is started manually by the user at boot.
- C. All processes are dependent on each other.
- D. Multiple processes allow each routing protocol to be independent.

Correct Answer: A

Section: Volume B

Explanation

Explanation/Reference:

QUESTION 99

Which two statements are true regarding the role of the Routing Engine (RE)? (Choose two.)

- A. The RE controls and monitors the chassis.
- B. The RE manages the Packet Forwarding Engine (PFE).
- C. The RE receives a copy of the forwarding table from the forwarding plane.
- D. The RE implements class of service (COS).

Correct Answer: AB

Section: Volume B

Explanation

Explanation/Reference:

QUESTION 100

Which statement is true regarding the Junos OS?



<https://vceplus.com/>

- A. All platforms running the Junos OS separate the functions of learning and flooding.
- B. All platforms running the Junos OS separate the functions of control and forwarding.
- C. All platforms running the Junos OS separate the functions of routing and bridging.
- D. All platforms running the Junos OS separate the functions of management and routing.

Correct Answer: B

Section: Volume B

Explanation

Explanation/Reference:



QUESTION 101

Which statement is true about the forwarding plane?

- A. The forwarding plane is the intelligence of the platform.
- B. The forwarding plane is based on an X86 architecture.
- C. The forwarding plane maintains the routing tables, bridging table, and primary forwarding table.
- D. The forwarding plane implements policers, stateless firewall filters, and class of service.

Correct Answer: D

Section: Volume B

Explanation

Explanation/Reference:

QUESTION 102

Which statement is true regarding the forwarding plane?

- A. The forwarding plane is contained within the Routing Engine (RE).
- B. The forwarding plane processes and evaluates exception traffic.
- C. The forwarding plane contains the Packet Forwarding Engine (PFE).
- D. The forwarding plane is not present on all platforms running the Junos OS.

Correct Answer: C

Section: Volume B

Explanation

Explanation/Reference:

QUESTION 103

Which statement is true about the forwarding plane?

- A. It uses ASICs for increased performance.
- B. It is the intelligence of the platform.
- C. It maintains the routing tables.
- D. It is based on an x86 architecture.



Correct Answer: A

Section: Volume B

Explanation

Explanation/Reference:

QUESTION 104

By default, which character indicates the configuration mode prompt?

- A. #
- B. >
- C. \$
- D. %

Correct Answer: A

Section: Volume B**Explanation****Explanation/Reference:****QUESTION 105**

By default, which character indicates the UNIX shell prompt?

- A. #
- B. >
- C. \$
- D. %

Correct Answer: D

Section: Volume B

Explanation**Explanation/Reference:****QUESTION 106**

How do you ping from configuration mode?

- A. [edit interfaces] user@router#
run ping 1.1.1.1 B. [edit interfaces]
user@router# ping 1.1.1.1 C. [edit
interfaces] user@router# up ping
1.1.1.1 D. [edit interfaces]
user@router# exit ping 1.1.1.1

Correct Answer: A

Section: Volume B

Explanation**Explanation/Reference:****QUESTION 107**

Which two commands will successfully create ping traffic? (Choose two.)

- A. user@router# ping 10.10.10.1
- B. user@router# run ping 10.10.10.1
- C. user@router> ping 10.10.10.1
- D. user@router> request ping 10.10.10.1

Correct Answer: BC

Section: Volume B

Explanation

Explanation/Reference:

QUESTION 108

Which command is used to display all output at once?

- A. show interfaces | all
- B. show interfaces | no-more
- C. show interfaces | hold
- D. show interfaces | display-all



Correct Answer: B

Section: Volume B

Explanation

Explanation/Reference:

QUESTION 109

Which CLI command is used to display output one page at a time?

- A. user@router> show interfaces | no-more
- B. user@router> show interfaces | trim
- C. user@router> show interfaces
- D. user@router> show interfaces | display

Correct Answer: C
Section: Volume B

Explanation

Explanation/Reference:

QUESTION 110

What information does the help reference command provide?

- A. A brief description of commands and their default values
- B. The serial number and version number of the device used to open a support case with JTAC
- C. A list of all the active hardware alarms on the device
- D. A display of the current configuration while in operational mode

Correct Answer: A
Section: Volume B

Explanation

Explanation/Reference:



QUESTION 111

Which command do you use to identify the meaning of a syslog message?

- A. help log messages
- B. man log messages
- C. man syslog
- D. help syslog

Correct Answer: D
Section: Volume B

Explanation

Explanation/Reference:

QUESTION 112

You want to log in to the router and make a configuration change.

After logging in as the root user, what is the next command you must enter?

- A. enable
- B. configure
- C. edit
- D. cli

Correct Answer: D

Section: Volume B

Explanation

Explanation/Reference:

QUESTION 113

You are configuring a new BGP neighbor and want to view the configuration of interface ge-0/0/0.42.

Which command do you use to achieve this result?



<https://vceplus.com/>

- A. [edit protocols bgp group external]
user@router# set interfaces ge-0/0/0.42 B. [edit protocols bgp group external] user@router# edit show interfaces ge-0/0/0.42 C. [edit protocols bgp group external] user@router# top show interfaces ge-0/0/0.42 D. [edit protocols bgp group external] user@router# show interfaces ge-0/0/0.42

Correct Answer: C

Section: Volume B

Explanation**Explanation/Reference:****QUESTION 114**

You are at the top of the hierarchy and must configure OSPF on interface so-0/0/0 unit 100.

Which two achieve this result? (Choose two.)

- A. set protocols set ospf area 0 set interface so-0/0/0.100
- B. set protocols ospf area 0 interface so-0/0/0.100
- C. edit protocols ospf interface so-0/0/0.100
- D. edit protocols ospf area 0 set interface so-0/0/0.100

Correct Answer: BD

Section: Volume B

Explanation**Explanation/Reference:****QUESTION 115**

Which CLI keyboard sequence allows you to move the cursor to the beginning of the line?

- A. Ctrl+e
- B. Ctrl+p
- C. Ctrl+w
- D. Ctrl+a

Correct Answer: D

Section: Volume B

Explanation**Explanation/Reference:**

QUESTION 116

Which two statements apply when a user has entered private configuration mode by typing configure private? (Choose two.)

- A. All users have their own active configuration.
- B. All users have their own private candidate configuration.
- C. When a user commits, all nonconflicting changes made by all users are committed.
- D. When a user commits, only the user's own changes are committed.

Correct Answer: BD

Section: Volume B

Explanation

Explanation/Reference:

QUESTION 117

Which two statements are true when using the configure exclusive CLI command? (Choose two.)

- A. Multiple users can enter configuration mode and have their own private configuration.
- B. When a user commits, only the user's changes are committed.
- C. A message indicates which other users are in configuration mode and what portion of the configuration they are editing.
- D. Only a single user can edit the configuration.

Correct Answer: BD

Section: Volume B

Explanation

Explanation/Reference:

QUESTION 118

How do you save the current candidate configuration in the set format to permanent storage media?

- A. [edit] user@router# show | set | save /var/tmp/current.conf
- B. [edit] user@router# show | compare set | save /var/tmp/current.conf
- C. [edit] user@router# save /var/tmp/current.conf | display set
- D. [edit] user@router# show | display set | save /var/tmp/current.conf

Correct Answer: D

Section: Volume B

Explanation

Explanation/Reference:

QUESTION 119

You configured an interface with an IP address and committed the change. You then committed a change that added an exception in a firewall filter to allow this network through the filter. You realize that this work was done on the wrong router.

How do you undo all these changes?

- A. rollback 2
- B. rollback 1
- C. rollback 0
- D. rollback 3

Correct Answer: A

Section: Volume B

Explanation

Explanation/Reference:



QUESTION 120

You have just issued the command `user@router# save current.conf`.

Assuming the default settings, where in the file system is `current.conf` saved?

- A. `/var/tmp/`
- B. `/var/config/saved/`
- C. `/var/home/user/`
- D. `/config/`

Correct Answer: C

Section: Volume B

Explanation**Explanation/Reference:****QUESTION 121**

Using the command, user@router# load override latest.conf, where in the file system will the latest.conf be located?

- A. /var/home/user/
- B. /var/config/saved/
- C. /var/tmp/
- D. /config/

Correct Answer: A

Section: Volume B

Explanation**Explanation/Reference:****QUESTION 122**

What does the command show | compare rollback 1 display?

- A. the difference between the current candidate configuration and the candidate configuration from one commit ago
- B. the difference between the current active configuration and the current candidate configuration
- C. the difference between the current active configuration and the active configuration from one commit ago
- D. the difference between the current candidate configuration and the archived configuration from one commit ago

Correct Answer: D

Section: Volume B

Explanation**Explanation/Reference:****QUESTION 123**

How do you write the current candidate configuration to the permanent storage media?

A. [edit] user@router# save
/var/tmp/current.conf B. [edit] user@router#
write /var/tmp/current.conf C. [edit]
user@router# commit /var/tmp/current.conf D.
[edit] user@router# dump /var/tmp/current.conf

Correct Answer: A

Section: Volume B

Explanation

Explanation/Reference:

QUESTION 124

Which J-Web tab do you use to add licenses to the device?

- A. "Configure"
- B. "Troubleshoot"
- C. "Monitor"
- D. "Maintain"

Correct Answer: D

Section: Volume B

Explanation

Explanation/Reference:

QUESTION 125

Which three functions are available under the "Maintain" tab of J-Web? (Choose three.)

- A. download and delete log files
- B. view real-time statistics of interfaces
- C. reboot the system
- D. view and add licenses
- E. edit security settings

Correct Answer: ACD

Section: Volume B**Explanation****Explanation/Reference:****QUESTION 126**

Which command is used to enable access to J-Web using HTTPS?

- A. set system remote-access profile https
- B. set services remote-access profile j-web-https
- C. set system services web-management https
- D. set services web-management j-web-https

Correct Answer: C

Section: Volume B**Explanation****Explanation/Reference:****QUESTION 127**

How can you verify that you have correctly configured SSH access to your Junos device?



<https://vceplus.com/>

- A. user@router# show system services
- B. user@router> show configuration services
- C. user@router# show configuration system services
- D. user@router# show system login

Correct Answer: A

Section: Volume B

Explanation**Explanation/Reference:****QUESTION 128**

What must be configured prior to the first commit after factory defaults are loaded?

- A. root authentication
- B. default gateway
- C. host name
- D. management services

Correct Answer: A

Section: Volume B

Explanation**Explanation/Reference:****QUESTION 129**

Which two statements are true about the rescue configuration file? (Choose two.)

- A. It must include a root password.
- B. It is rollback file number 50, and you can recover it by issuing rollback 50.
- C. It is created by issuing request system configuration rescue save.
- D. It is updated automatically when you commit.

Correct Answer: AC

Section: Volume B

Explanation**Explanation/Reference:****QUESTION 130**

Which command will save the current active configuration as the rescue configuration?

- A. user@router# save | rescue
- B. user@router> request system configuration rescue save
- C. user@router# save rescue configuration
- D. user@router> file save rescue-configuration

Correct Answer: B

Section: Volume B

Explanation

Explanation/Reference:

QUESTION 131

Which command will delete the current rescue configuration?

- A. user@router# system delete configuration rescue
- B. user@router> request system configuration rescue delete
- C. user@router# delete rescue configuration
- D. user@router> file delete rescue-configuration



Correct Answer: B

Section: Volume B

Explanation

Explanation/Reference:

QUESTION 132

Which two statements are true about the primary address on an interface? (Choose two.)

- A. It is the address used by default as the local address for broadcast and multicast packets sourced locally and sent out of the interface.
- B. You use the primary address when you have multiple IP addresses belonging to the same subnet on the same interface.
- C. It can be useful for selecting the local address used for packets sent out of unnumbered interfaces when multiple non-127 addresses are configured on the loopback interface.
- D. By default, the primary address on an interface is selected as the numerically highest local address configured on the interface.

Correct Answer: AC

Section: Volume B**Explanation****Explanation/Reference:****QUESTION 133**

What are three physical interface properties? (Choose three.)

- A. payload scrambling
- B. virtual circuit identifier
- C. FCS
- D. link speed
- E. IP address

Correct Answer: ACD

Section: Volume B**Explanation****Explanation/Reference:****QUESTION 134**

Which two commands may be used when configuring an IP address for a Gigabit Ethernet interface? (Choose two.)

- A. set interfaces ge-0/0/0.0 address 10.1.1.1/24
- B. set interfaces ge-0/0/0.0 family inet address 10.1.1.1/24
- C. set interfaces ge-0/0/0 unit 0 family inet address 10.1.1.1/24
- D. set interfaces ge-0/0/0 address 10.1.1.1/24

Correct Answer: BC

Section: Volume B**Explanation****Explanation/Reference:****QUESTION 135**

You accidentally configured interface so-0/0/0.0 with /32 instead of /30.

Which two solutions could you use to correct this configuration? (Choose two.)

- A. [edit interfaces so-0/0/0.0] user@router# replace family inet address /32 with /30
- B. [edit interfaces so-0/0/0.0] user@router# rename family inet address /32 to address /30
- C. [edit] user@router# replace interface so-0/0/0.0 family inet address /32 with address /30
- D. [edit interfaces so-0/0/0.0] user@router#
delete family inet address user@router#
set family inet address /30

Correct Answer: BD

Section: Volume B

Explanation

Explanation/Reference:

QUESTION 136

Which three user authentication methods are supported by the Junos OS? (Choose three.)

- A. RADIUS
- B. CHAP
- C. local user database
- D. TACACS+
- E. PAP

Correct Answer: ACD

Section: Volume B

Explanation

Explanation/Reference:

QUESTION 137

Which user authentication method is supported by the Junos OS as a last resort alternative?

- A. TACACS+
- B. RADIUS

- C. local user database
- D. enable password

Correct Answer: C

Section: Volume B

Explanation

Explanation/Reference:

QUESTION 138

Which two external authentication methods are supported by the Junos OS for user authentication? (Choose two.)

- A. RADIUS
- B. KERBEROS
- C. IPsec
- D. TACACS+

Correct Answer: AD

Section: Volume B

Explanation

Explanation/Reference:



QUESTION 139

The authentication order configuration on your M120 includes the settings tacplus and radius (in that order), but does not include the password parameter. You attempt to log in to the device, but the network containing the authentication servers is currently down.

Which statement is true about your login attempt?



<https://vceplus.com/>

- A. The login attempt is rejected.

- B. The login attempt is automatically accepted after the authentication servers' timeout value is reached, since there are no other authentication methods available.
- C. The M120 automatically tries authenticating locally on the device after the authentication servers' timeout value is reached.
- D. The M120 automatically tries authenticating locally on the device before using external authentication.

Correct Answer: C

Section: Volume B

Explanation

Explanation/Reference:

QUESTION 140

You have been asked to configure a login class that will permit its users to view and edit the configuration. The class should allow a user to view the entire configuration, but only to edit the interfaces, routing-options, and protocols hierarchies.

Which configuration accomplishes this login class?

- A. permissions [view-configuration clear network view]; allow-configuration "(interfaces) | (routing-options) | (policy-options) | (protocols)";
- B. permissions [view-configuration clear network view]; allow-commands "(configure)";
- C. permissions [view-configuration clear network view]; allow-commands "(configure)";
allow-configuration "(interfaces) | (routing-options) | (protocols)";
- D. permissions [clear network view]; allow-commands "(configure)"; allow-configuration "(interfaces) | (routing-options) | (protocols)";

Correct Answer: C

Section: Volume B

Explanation

Explanation/Reference:

QUESTION 141

Which command do you use to show active alarms?

- A. show hardware state
- B. show system alarms
- C. show chassis state
- D. show services alarms

Correct Answer: B
Section: Volume C

Explanation

Explanation/Reference:

QUESTION 142

Which command do you use as a valid way to view the PICs within a router as well as the PICs' serial numbers?

- A. show chassis hardware
- B. show chassis interfaces
- C. show chassis pic
- D. show chassis inventory

Correct Answer: A
Section: Volume C

Explanation

Explanation/Reference:

QUESTION 143

What is a valid option when using the ping command?

- A. packet loss
- B. packet size
- C. CRC
- D. TCP port

Correct Answer: B
Section: Volume C

Explanation**Explanation/Reference:****QUESTION 144**

You issue the ping interface t1-1/1/0 bypass-routing count 1000 rapid command.

Which statement is correct?

- A. The count parameter creates a counter that you can view with the show firewall command.
- B. The count parameter allows the router to count the number of pings for logging purposes.
- C. The count parameter allows the router to pause for 1000 seconds before sending out a ping.
- D. The count parameter allows the router to send out 1000 pings and then stop.

Correct Answer: D

Section: Volume C

Explanation**Explanation/Reference:****QUESTION 145**

You issue the ping interface t1-1/1/0 1.1.1.1 bypass-routing count 1000 rapid command.

Which statement is correct?

- A. The bypass-routing parameter is used to test the density on the T1 line.
- B. The bypass-routing parameter cannot be used on a T1 interface.
- C. The bypass-routing parameter allows you to ping a host through an interface that has no route through it.
- D. The bypass-routing parameter allows you to ping a local WAN interface without generating any outbound traffic.

Correct Answer: C

Section: Volume C

Explanation**Explanation/Reference:**

QUESTION 146

You issue the command `telnet interface ge-1/1/0 10.10.10.1 source 192.168.100.1 bypass-routing`.

Which statement is correct?

- A. The bypass-routing parameter is ignored when using private IP addressing.
- B. The telnet session will have the source IP address 10.10.10.1.
- C. The telnet session will connect to the neighboring device's interface `ge-1/1/0`.
- D. Return traffic for the telnet session might not arrive at interface `ge-1/1/0`.

Correct Answer: D

Section: Volume C

Explanation

Explanation/Reference:

QUESTION 147

Which command do you issue to upgrade the current software on Junos devices?

- A. `request system software replace`
- B. `request system software install`
- C. `request system software add`
- D. `request system software upgrade`

Correct Answer: C

Section: Volume C

Explanation

Explanation/Reference:

QUESTION 148

Which two commands allow you to return to a previous version of software on the device? (Choose two.)

- A. `request system software add`
- B. `request system software downgrade`

- C. request system software replace
- D. request system software rollback

Correct Answer: AD

Section: Volume C

Explanation

Explanation/Reference:

QUESTION 149

Which CLI command do you use to determine which files are cleanup candidates?

- A. request system storage cleanup candidates
- B. request system services storage candidates
- C. request system services candidate cleanup
- D. request system storage cleanup dry-run

Correct Answer: D

Section: Volume C

Explanation

Explanation/Reference:



QUESTION 150

Which three steps are part of the root password recovery process? (Choose three.)

- A. Reboot the device.
- B. Run the recovery script.
- C. Reset the root password.
- D. Reset the user passwords.
- E. Load factory-default configuration.

Correct Answer: ABC

Section: Volume C

Explanation

Explanation/Reference:**QUESTION 151**

During a password recovery, what is the next step after configuring the system to boot into single-user mode?

- A. Reset the root password.
- B. Press the space bar.
- C. Type recovery.
- D. Press the "Enter" key.

Correct Answer: C

Section: Volume C

Explanation

Explanation/Reference:

QUESTION 152

Which statement is true regarding the password-recovery process?

- A. You must have a console connection.
- B. You cannot set the console port to an insecure mode.
- C. You must press the Enter key so that you can boot into single-user mode.
- D. When prompted to enter the full pathname of the shell, you must press the Enter key.

Correct Answer: A

Section: Volume C

Explanation

Explanation/Reference:

QUESTION 153

What is the role of route preference?

- A. It is used as a tiebreaker when the same prefix is available through multiple protocols.
- B. It is used to determine the preferred path to a given destination.

- C. It is used to select the best route between multiple equal-cost paths.
- D. It is used to select which routing table to use for forwarding.

Correct Answer: A

Section: Volume C

Explanation

Explanation/Reference:

QUESTION 154

Which two statements are correct regarding default protocol preference values? (Choose two.)

- A. OSPF internal routes have a lower preference than static routes.
- B. Both direct and local routes have the same preference value.
- C. OSPF's preference value is lower than BGP.
- D. OSPF has a single preference value for both internal and external routes.

Correct Answer: BC

Section: Volume C

Explanation

Explanation/Reference:

QUESTION 155

What is the default route preference value for EBGp?

- A. 20
- B. 100
- C. 170
- D. 200

Correct Answer: C

Section: Volume C

Explanation

Explanation/Reference:

QUESTION 156

Which two statements are correct regarding default protocol preference values? (Choose two.)

- A. RIP is preferred over OSPF external routes.
- B. Direct, local, and static routes have the same preference value.
- C. OSPF's preference value is lower than BGP.



<https://vceplus.com/>

- D. OSPF has a single preference value for both internal and external routes.

Correct Answer: AC

Section: Volume C

Explanation



Explanation/Reference:

QUESTION 157

What is the default protocol preference for OSPF internal routes?

- A. 10
- B. 15
- C. 150
- D. 160

Correct Answer: A

Section: Volume C

Explanation

Explanation/Reference:**QUESTION 158**

You are modifying the default route preference under the [edit protocols] hierarchy.

In which two routing information sources can you change the default preference value? (Choose two.)

- A. local
- B. OSPF
- C. direct
- D. BGP

Correct Answer: BD

Section: Volume C

Explanation

Explanation/Reference:**QUESTION 159**

By default, if equal-cost paths exist for the same destination, which action will the router take?

- A. Drop half the traffic.
- B. Make a copy of the traffic and send it to both destinations.
- C. Load-balance traffic between the available paths.
- D. Randomly select one of the available paths to send traffic.

Correct Answer: D

Section: Volume C

Explanation

Explanation/Reference:**QUESTION 160**

Which command will display only direct routes?

- A. show route
- B. show route inet.0 direct

- C. show ip route direct
- D. show route protocol direct

Correct Answer: D

Section: Volume C

Explanation

Explanation/Reference:

QUESTION 161

What are two reasons why a route might be hidden? (Choose two.)

- A. route preference
- B. routing loop
- C. invalid next hop
- D. routing policy

Correct Answer: CD

Section: Volume C

Explanation

Explanation/Reference:



QUESTION 162

When attempting to view the OSPF routes in the routing table, you issue the command show route table inet.3 but no OSPF routes are displayed.

What is the problem?

- A. The OSPF routes are located in the inet4.0 routing table.
- B. The OSPF routes are located in the inet.0 routing table.
- C. The OSPF routes are located in the inet.2 routing table.
- D. The OSPF routes are located in the inet4.3 routing table.

Correct Answer: B

Section: Volume C

Explanation

Explanation/Reference:**QUESTION 163**

By default, what are three valid routing tables? (Choose three.)

- A. inet.0
- B. inet4.0C. inet.6
- D. inet6.0
- E. inet.3

Correct Answer: ADE

Section: Volume C

Explanation

Explanation/Reference:**QUESTION 164**

Which two commands would you use to view OSPF routes? (Choose two.)

- A. show ip route ospf
- B. show ospf routes
- C. show route protocol ospf
- D. show route

Correct Answer: CD

Section: Volume C

Explanation

Explanation/Reference:**QUESTION 165**

Which statement is true about routing tables on a Junos device?

- A. They purge any routes not selected as active routes.
- B. They exist in two places: the Routing Engine and the Packet Forwarding Engine.
- C. They are exclusively designed to handle dynamic routing protocols.

D. They populate the forwarding table.

Correct Answer: D

Section: Volume C

Explanation

Explanation/Reference:

QUESTION 166

Which two statements are true about the forwarding table? (Choose two.)

- A. The forwarding table lists each source protocol and preference for each destination.
- B. The forwarding table contains only active routes.
- C. The forwarding table is used to process transit packets.
- D. The forwarding table is stored in compact flash.

Correct Answer: BC

Section: Volume C

Explanation

Explanation/Reference:



QUESTION 167

Which statement is true about the forwarding table?

- A. The forwarding table is stored in the control plane only.
- B. The forwarding table is stored in the control plane and in the forwarding plane.
- C. The forwarding table contains both active and inactive routes.
- D. The forwarding table can contain only a single next hop per destination.

Correct Answer: B

Section: Volume C

Explanation

Explanation/Reference:

QUESTION 168

Which statement is true about a routing table?

- A. It contains routes learned dynamically only.
- B. It finds the best path to each destination by using a modified shortest-path-first calculation.
- C. It contains only active BGP routes.
- D. It contains all accepted routes to all destinations.

Correct Answer: D

Section: Volume C

Explanation

Explanation/Reference:

QUESTION 169

Which statement is true about the routing table?

- A. The routing table exists in the control plane only.
- B. The routing table exists in the control plane and in the forwarding plane.
- C. The routing table contains both active and inactive routes.
- D. The routing table is stored on compact flash.

Correct Answer: A

Section: Volume C

Explanation

Explanation/Reference:

QUESTION 170

You have been asked to create a static route with a next hop that is not directly connected to the router.

Which configuration parameter enables the static route to accomplish this scenario?

- A. resolve
- B. indirect

- C. next-hop
- D. recursive

Correct Answer: A

Section: Volume C

Explanation

Explanation/Reference:

QUESTION 171

You have been asked to configure your MX240 with a default route toward your upstream ISP at IP address 192.168.100.1.

Which command successfully completes this task?

- A. user@router# set routing-options static route 0.0.0.0/0 next-hop 192.168.100.1
- B. user@router# set routing-options default route 0.0.0.0/0 next-hop 192.168.100.1
- C. user@router# set forwarding-options static route 0.0.0.0/0 next-hop 192.168.100.1
- D. user@router# set protocols default route 0.0.0.0/0 next-hop 192.168.100.1

Correct Answer: A

Section: Volume C

Explanation

Explanation/Reference:

QUESTION 172

Which protocol creates a complete database of the network topology prior to calculating the optimal route?

- A. BGP
- B. PIM
- C. OSPF
- D. RIP

Correct Answer: C

Section: Volume C

Explanation

Explanation/Reference:**QUESTION 173**

Which statement describes an advantage of dynamic routing?



<https://vceplus.com/>

- A. Dynamic routing is typically more scalable when compared to static routing.
- B. Unlike static routing, dynamic routing requires no initial user configuration.
- C. Unlike static routing, dynamic routing provides redundant IP addresses for end-user devices.
- D. Dynamic routing provides DNS services along with IP connectivity, whereas static routing does not.

Correct Answer: A

Section: Volume C

Explanation

**Explanation/Reference:****QUESTION 174**

What is an advantage of dynamic routing?

- A. Unlike static routing, dynamic routing provides redundant IP addresses for end-user devices.
- B. Unlike static routing, dynamic routing requires no initial user configuration.
- C. Dynamic routing can provide increased network availability when compared to static routing.
- D. Dynamic routing provides DNS services along with IP connectivity; static routing does not.

Correct Answer: C

Section: Volume C

Explanation

Explanation/Reference:**QUESTION 175**

Which statement describes an advantage of dynamic routing?

- A. Dynamic routing provides redundant IP addresses for end-user devices, unlike static routing.
- B. Dynamic routing requires no initial user configuration, unlike static routing.
- C. Dynamic routing provides DNS services along with IP connectivity; static routing does not.
- D. Dynamic routing typically requires less time to implement than static routing in a large network.

Correct Answer: D

Section: Volume C

Explanation**Explanation/Reference:****QUESTION 176**

You have a network containing 120 routers. You must establish and maintain connectivity between the loopback interfaces of all routers. Because of the critical services using the network, you need redundancy and fast failover.

Which routing protocol should you use in this scenario?

- A. OSPF
- B. RIP
- C. BGP
- D. static

Correct Answer: A

Section: Volume C

Explanation**Explanation/Reference:****QUESTION 177**

What are three examples of dynamic IGPs? (Choose three.)

- A. OSPF
- B. BGP
- C. IS-IS
- D. PIM
- E. RIP

Correct Answer: ACE

Section: Volume C

Explanation

Explanation/Reference:

QUESTION 178

Which three statements are true about terms in a policy? (Choose three.)

- A. The order of the terms in a policy is irrelevant.
- B. The action is specified in a then statement.
- C. Terms are optional in a policy.
- D. The match condition can be identified with a from statement.
- E. A from statement is mandatory in a term.

Correct Answer: BCD

Section: Volume C

Explanation

Explanation/Reference:

QUESTION 179

Which two statements are true about terms in a routing policy? (Choose two.)

- A. A routing policy cannot have more than one term.
- B. If a term does not contain a from statement, all routes match.
- C. If a term does not contain a from statement, the Junos OS will not commit.
- D. A then statement is not mandatory in a term.

Correct Answer: BD

Section: Volume C

Explanation

Explanation/Reference:

QUESTION 180

Which statement is true about terms in a policy?

- A. A single term can be applied to a protocol or interface, independent of the policy.
- B. Once configured, terms within a policy cannot be reordered.
- C. The name of a term is limited to five characters.
- D. A from statement is optional in a term.

Correct Answer: D

Section: Volume C

Explanation

Explanation/Reference:



QUESTION 181

What is the default import routing policy for OSPF?

- A. Accept all OSPF routes and install them into the inet.3 routing table.
- B. Accept all OSPF routes and install them into the inet7.0 routing table.
- C. Accept all OSPF routes and install them into the inet4.0 routing table.
- D. Accept all OSPF routes and install them into the inet.0 routing table.

Correct Answer: D

Section: Volume C

Explanation

Explanation/Reference:

QUESTION 182

By default, which two statements are true about export routing policies? (Choose two.)

- A. Export policies can evaluate only active routes.
- B. Export policies can evaluate all routes.
- C. Export policies can be applied to the forwarding table.
- D. Export policies can be applied directly to interfaces

Correct Answer: AC

Section: Volume C

Explanation

Explanation/Reference:

QUESTION 183

What is the default export routing policy for EBGp?

- A. Accept all active BGP routes.
- B. Accept all BGP routes.
- C. Accept no routes.
- D. Accept all active IGP routes.



Correct Answer: A

Section: Volume C

Explanation

Explanation/Reference:

QUESTION 184

You have received a default route through BGP from your ISP and you want to redistribute it into OSPF.

Which method will accomplish this?

- A. Apply an export policy to OSPF that exports the default route.
- B. Apply an import policy to OSPF that imports the default route.
- C. Apply the default-network command to OSPF.
- D. Apply the redistribute-igp command to BGP.

Correct Answer: A
Section: Volume C
Explanation

Explanation/Reference:

QUESTION 185

There are three static routes in the routing table that need to be announced to your OSPF peers.

Which method is used to accomplish this?

- A. Apply an import policy to OSPF that injects the static routes into OSPF.
- B. Apply an import policy to the static routes that injects the static routes into OSPF. C. Apply an export policy to the static routes that injects the static routes into OSPF.
- D. Apply an export policy to OSPF that injects the static routes into OSPF.

Correct Answer: D
Section: Volume C
Explanation

Explanation/Reference:



QUESTION 186

What is the default export routing policy for RIP?

- A. Accept all local routes.
- B. Accept all RIP routes.
- C. Accept no routes.
- D. Accept all direct routes.

Correct Answer: C
Section: Volume C
Explanation

Explanation/Reference:

QUESTION 187

What is a route filter?

- A. a list of prefixes that can be configured in a policy
- B. a single prefix that is configured separately, and can be referenced in a policy
- C. a list of prefixes that is configured separately and can be referenced in a policy
- D. a single prefix that can be configured within a policy

Correct Answer: C

Section: Volume C

Explanation

Explanation/Reference:

QUESTION 188

What are two valid actions for a routing policy? (Choose two.)

- A. discard
- B. next policy
- C. accept
- D. ignore



Correct Answer: BC

Section: Volume C

Explanation

Explanation/Reference:

QUESTION 189

What are two valid match criteria for a routing policy? (Choose two.)

- A. OSPF area ID
- B. prefix list
- C. port
- D. time-to-live (TTL)

Correct Answer: AB
Section: Volume C

Explanation

Explanation/Reference:

QUESTION 190

What are three valid match criteria in a firewall filter applied to a Layer 3 interface? (Choose three.)

- A. IP address
- B. MAC address
- C. protocol



<https://vceplus.com/>



- D. port
- E. session ID

Correct Answer: ACD
Section: Volume C
Explanation

Explanation/Reference:

QUESTION 191

A packet is evaluated against three user-defined terms within a firewall filter and no match is found.

What correctly describes the action the firewall filter will take for this packet?

- A. The filter will permit the packet and take no additional action.

- B. The filter will reject the packet and send an ICMP message back to the sender.
- C. The filter will discard the packet and take no additional action.
- D. The filter will permit the packet and write a log entry to the firewall log.

Correct Answer: C

Section: Volume C

Explanation

Explanation/Reference:

QUESTION 192

What are three terminating actions for firewall filters? (Choose three.)

- A. reject
- B. drop
- C. permit
- D. accept
- E. discard

Correct Answer: ADE

Section: Volume C

Explanation

Explanation/Reference:

QUESTION 193

Which two can be used to create and apply an export policy that advertises static routes to RIP neighbors? (Choose two.)

- A. set protocols rip export demo
- B. edit policy-options policy-statement demoset term 1 from protocol static set term 1 then accept
- C. edit policy-options policy-statement demoset term 1 from protocol static accept
- D. set protocols rip group internal export demo

Correct Answer: BD

Section: Volume C**Explanation****Explanation/Reference:****QUESTION 194**

Which configuration causes RIP-learned routes to be advertised to other RIP neighbors?

- A. set protocol rip no-passive
- B. top edit policy-options policy-statement demoset term 1 from protocol rip set term 1 then accept
top set protocols rip group internal export demo
- C. set protocols rip advertise in-out
- D. top edit policy-options policy-statement demo
set term 1 from active routes set term 1 then
accept top set protocols rip group internal
export demo

Correct Answer: B

Section: Volume C

Explanation**Explanation/Reference:****QUESTION 195**

You need to control SSH, HTTP, and Telnet access to an MX240 router through any interface. You have decided to use a firewall filter.

How should you apply the firewall filter?

- A. as an outbound filter on interface fxp0
- B. as an outbound filter on interface lo0
- C. as an inbound filter on interface fxp0
- D. as an inbound filter on interface lo0

Correct Answer: D

Section: Volume C

Explanation

Explanation/Reference:**QUESTION 196**

What are three benefits of class of service? (Choose three.)

- A. It can make a slow network faster.
- B. It can prioritize latency-sensitive traffic.
- C. It can eliminate congestion.
- D. It can control congestion.
- E. It can allocate bandwidth for different classes of traffic.

Correct Answer: BDE

Section: Volume C

Explanation

Explanation/Reference:**QUESTION 197**

Random early detection (RED) is associated with which class of service component?

- A. classification
- B. policing
- C. queuing
- D. scheduling

Correct Answer: D

Section: Volume C

Explanation

Explanation/Reference:**QUESTION 198**

Which class-of-service component allows you to define the bandwidth allocated to different traffic types?

- A. classification

- B. rewrite marking
- C. scheduling
- D. queuing

Correct Answer: C
Section: Volume C
Explanation

Explanation/Reference:

QUESTION 199

What are two purposes of a forwarding class? (Choose two.)

- A. to identify traffic that should be dropped
- B. to classify traffic
- C. to identify traffic that should receive common treatment
- D. to assign traffic to output queues

Correct Answer: CD
Section: Volume C

Explanation

Explanation/Reference:

QUESTION 200

What represents the binary equivalence of 207?

- A. 11001111
- B. 11101011
- C. 11010111
- D. 11010101

Correct Answer: A
Section: Volume C

Explanation

Explanation/Reference:

QUESTION 201

What represents the binary equivalence of 96?

- A. 11010100
- B. 01100000
- C. 11010000
- D. 11101010

Correct Answer: B

Section: Volume C

Explanation

Explanation/Reference:

QUESTION 202

What represents the decimal equivalence of 01101110?

- A. 90
- B. 96
- C. 110
- D. 118

Correct Answer: C

Section: Volume C

Explanation

Explanation/Reference:

QUESTION 203

What represents the decimal equivalence of 11100101?

- A. 5
- B. 93

- C. 177
- D. 229

Correct Answer: D
Section: Volume C
Explanation

Explanation/Reference:

QUESTION 204

What represents the decimal equivalence of 11100111?

- A. 195
- B. 223
- C. 230
- D. 231

Correct Answer: D
Section: Volume C
Explanation

Explanation/Reference:

QUESTION 205

What represents the binary equivalence of 148?

- A. 10010110
- B. 11010010
- C. 10011100
- D. 10010100

Correct Answer: D
Section: Volume C
Explanation

Explanation/Reference:

QUESTION 206

What is the decimal equivalent of 10101010?

- A. 182
- B. 180
- C. 172
- D. 170

Correct Answer: D

Section: Volume C

Explanation

Explanation/Reference:

QUESTION 207

What information is used by a switch to forward an Ethernet frame to its destination?

- A. IP address
- B. destination MAC address
- C. ARP table entry
- D. FCS checksum

Correct Answer: B

Section: Volume C

Explanation

Explanation/Reference:

QUESTION 208

Which two statements accurately describe a broadcast domain? (Choose two.)

- A. Broadcast domains require that the participating devices connect to common switches or hubs.
- B. Broadcast domains consist of devices reachable by frames addressed to the Layer 2 broadcast address.
- C. Broadcast domains require a gateway device such as a router.
- D. Broadcast domains consist of devices that reside on the same VLAN.

Correct Answer: BD
Section: Volume C

Explanation

Explanation/Reference:

QUESTION 209

Which two statements are correct about Layer 2 broadcast frames? (Choose two.)



<https://vceplus.com/>

- A. Layer 2 broadcast frames are processed by all devices on the same VLAN.
- B. Layer 2 broadcast frames are discarded by routers that connect to multiple VLANs.
- C. Layer 2 broadcast frames are relayed by routers to all connected VLANs.
- D. Layer 2 broadcast frames are relayed by switches to devices on the same VLAN.

Correct Answer: AD
Section: Volume C
Explanation

Explanation/Reference:

QUESTION 210

Which two fields are found in an Ethernet frame header? (Choose two.)

- A. TTL
- B. flags
- C. checksum
- D. type

Correct Answer: CD

Section: Volume C

Explanation

Explanation/Reference:

QUESTION 211

In the MAC address 00: : 9f:eA. , what represents the Organizationally Unique Identifier (OUI)?

- A. :9f:eA.
- B. 00: : :9f
- C. 9f:eA.
- D. 00: :

Correct Answer: D

Section: Volume C

Explanation

Explanation/Reference:



QUESTION 212

What is a valid multicast MAC address?

- A. 00:90:69:9f:ea:46
- B. ff:ff:ff:ff:ff:ff
- C. 01:00:5e:28:12:95
- D. 99:99:99:99:99:99

Correct Answer: C

Section: Volume C

Explanation

Explanation/Reference:

QUESTION 213

Which two statements are true regarding an Ethernet collision domain? (Choose two.)

- A. If a switch is used, the collision domain is limited to each device and the switch.
- B. If a hub is used, the collision domain is limited to each device and the hub.
- C. If a hub is used, the collision domain includes all devices connected to the hub.
- D. If a switch is used, the collision domain includes all devices connected to the switch.

Correct Answer: AC

Section: Volume C

Explanation

Explanation/Reference:

QUESTION 214

Two devices on an Ethernet segment sent frames at the same time causing a collision.

Which two statements are true? (Choose two.)

- A. Both devices stop transmitting, wait a random period of time, verify the wire is idle, and re-transmit.
- B. The device with the lowest MAC address is permitted to retransmit first.
- C. The device with the lowest MAC address sends a jam signal to notify all other devices of the collision.
- D. Both devices send a jam signal to notify all other devices of the collision.

Correct Answer: AD

Section: Volume C

Explanation

Explanation/Reference:

QUESTION 215

Which statement is true regarding an Ethernet collision domain?

- A. If a router is used, the collision domain includes all devices connected to the router.
- B. If a hub is used, the collision domain is limited to each device and the hub.
- C. If a switch is used, the collision domain is limited to each device and the switch.
- D. If a bridge is used, the collision domain includes all devices connected to the bridge.

Correct Answer: C

Section: Volume C**Explanation****Explanation/Reference:****QUESTION 216**

What is the purpose of a network mask?

- A. It is used to identify the maximum hop count of a subnetwork.
- B. It is used to identify an IP address as either private or public.
- C. It is used to identify the network to which an IP address belongs.
- D. It is used to identify the total number of bits present in an IP address.

Correct Answer: C

Section: Volume C**Explanation****Explanation/Reference:****QUESTION 217**

What is the purpose of a network mask?

- A. It is used in conjunction with the wildcard mask to determine the number of hosts on a network.
- B. It is used to define which parts of the IP address are allocated to host addresses and network prefixes.
- C. It is used to hide subnets from external networks by masking the subnets with NAT.
- D. It is used to differentiate a network as a classful network or a classless network.

Correct Answer: B

Section: Volume C**Explanation****Explanation/Reference:****QUESTION 218**

Which two statements are true of a network mask? (Choose two.)

- A. A subnet mask specifies the portion of an IP address that is in a binary format.
- B. A subnet mask specifies the portion of an IP address that is in a decimal format.
- C. A subnet mask specifies the portion of an IP address that represents a network prefix.
- D. A subnet mask specifies the portion of an IP address that represents network hosts.

Correct Answer: CD

Section: Volume C

Explanation

Explanation/Reference:

QUESTION 219

Which two characteristics describe the UDP protocol? (Choose two.)

- A. limited error checking
- B. defined timers
- C. no recovery mechanisms
- D. three-way handshake

Correct Answer: AC

Section: Volume C

Explanation

Explanation/Reference:

QUESTION 220

You have been asked to develop an application that uses only connection-oriented protocols.

Which two protocols can you use? (Choose two.)

- A. PPP
- B. UDP
- C. TCP
- D. ICMP

Correct Answer: AC

Section: Volume C

Explanation

Explanation/Reference:

QUESTION 221

Which three protocols use UDP as a transport protocol by default? (Choose three.)

- A. HTTP
- B. TFTP
- C. DNS
- D. SNMP
- E. SMTP

Correct Answer: BCD

Section: Volume C

Explanation

Explanation/Reference:



QUESTION 222

Which two protocols use UDP as a transport protocol by default? (Choose two.)

- A. Telnet
- B. ICMP
- C. DHCP
- D. RIP

Correct Answer: CD

Section: Volume C

Explanation

Explanation/Reference:

QUESTION 223

Which network mask is the equivalent of 255.255.248.0?

- A. /20
- B. /21
- C. /22
- D. /23

Correct Answer: B

Section: Volume C

Explanation

Explanation/Reference:

QUESTION 224

You have been assigned the /24 network and need to segment it into at least 60 subnets.

Which network mask meets this requirement?

- A. /27
- B. /28
- C. /29
- D. /30



Correct Answer: D

Section: Volume C

Explanation

Explanation/Reference:

QUESTION 225

You must segment your internal /24 network into a minimum of 12 subnets, each containing a minimum of 12 hosts.

Which network mask do you use?

- A. /26
- B. /27
- C. /28
- D. /29

Correct Answer: C
Section: Volume C
Explanation

Explanation/Reference:

QUESTION 226

What are the usable hosts on the .128.0/19 network?

- A. .128.1 through .143.254
- B. .128.128 through .134.254
- C. .128.0 through .134.254
- D. .128.1 through .159.254

Correct Answer: D
Section: Volume C

Explanation

Explanation/Reference:



QUESTION 227

You have been allocated a /22 network.

How many usable hosts are available?



<https://vceplus.com/>

- A. 510
- B. 512
- C. 1022

D. 1024

Correct Answer: C

Section: Volume C

Explanation

Explanation/Reference:

QUESTION 228

You have been asked to use a 23-bit network mask to segment the network block 209.18.12.0.

How many usable host addresses will there be per subnet?

A. 510

B. 1022C. 2046

D. 8190

Correct Answer: A

Section: Volume C

Explanation

Explanation/Reference:

QUESTION 229

-- Exhibit --

```
user@router# run show interfaces terse
```

Interface	Admin	Link	Proto	Local
fe-0/0/0	up	up		
fe-0/0/0.0	up	upinet		10.0.39.2/24
iso				
mpls				
fe-0/0/1	up	up	fe-0/0/1.0	
up upinet	10.0.18.2/24	fe-0/0/1.5		
down up inet	10.0.19.2/24			

-- Exhibit --

An administrator is unable to ping any address on the 10.0.19.0/24 subnet. To identify the problem, the administrator uses the command shown in the exhibit.

Which step should be taken to solve the problem?

- A. Check the physical cable.
- B. Issue the command activate interfaces fe-0/0/1.5 .
- C. Issue the command delete interfaces fe-0/0/1.5 disable.
- D. Reconfigure the IP address.

Correct Answer: C

Section: Volume C

Explanation

Explanation/Reference:

QUESTION 230

-- Exhibit --

```
interfaces
{ ge-0/0/8
{ unit 0 {
family inet {
address 192.168.1.1/24;
}
}
}
ge-0/0/9
{ unit 0
{ family inet
{ address
192.168.10.
1/24;
}
}
}
}
```

-- Exhibit --

Referring to the exhibit, which command would you use to add an additional address to the ge-0/0/9.0 interface?

- A. [edit interfaces ge-0/0/9 unit 0] user@router# set family inet address /24
B. [edit interfaces ge-0/0/9 unit 0] user@router# set family inet secondary-address /24
C. [edit interfaces ge-0/0/9 unit 0] user@router# set family inet address /24 secondary
D. [edit interfaces ge-0/0/9 unit 0] user@router# set family inet address-secondary /24

Correct Answer: A

Section: Volume C

Explanation

Explanation/Reference:

QUESTION 231

```
-- Exhibit --[edit snmp]
user@router# show
community CommunityA
{ authorization read-only;
clients {
    192.168.1.0/28;
}
}
trap-group groupA {
categories
{ link;
}
targets {
    192.168.100.1;
    192.168.200.1;
}
}
```

-- Exhibit --

Referring to the exhibit, what is the purpose of the targets section of the configuration?

- A. It defines which devices will be sending traps.
- B. It specifies where to send traps.
- C. It defines the IP addresses of management systems that can access the device.
- D. It specifies which devices can be polled for SNMP data.

Correct Answer: B

Section: Volume C

Explanation

Explanation/Reference:

QUESTION 232

-- Exhibit --

traceroute to 10.1.15.2 (10.1.15.2), 30 hops max, 40 byte packets

1 10.1.36.1 (10.1.36.1) 0.651 ms 7.834 ms 0.506 ms

2 10.1.23.1 (10.1.23.1) 0.5 ms 0.5 ms 0.5 ms

3 * * *

4 * * *

-- Exhibit --

Referring to the exhibit, which statement is correct?

- A. The packets have exceeded the time-to-live value.
- B. There is a loop.
- C. The asterisks indicate a response time out.
- D. The asterisks indicate that the traceroute is completed.

Correct Answer: C

Section: Volume C

Explanation

Explanation/Reference:

QUESTION 233

-- Exhibit -user@router# run

show route /24

inet.0: 142 destinations, 142 routes (141 active, 0 holddown, 1 hidden)

+ = Active Route, - = Last Active, * = Both

```
/24    *[OSPF/10] 04:10:20 >to  
172.25.213.11 via ge-1/0/1.0 to  
172.25.213.23 via ge-1/0/2.0 --  
Exhibit --
```

In the exhibit, what does the (>) symbol indicate?

- A. There is a software issue with ge-1/0/1.0 interface.
- B. There is a hardware issue with ge-1/0/1.0 interface.
- C. The next hop of 172.25.213.11 is selected.
- D. The next hop of 172.25.213.11 is not resolvable.

Correct Answer: C


Section: Volume C

Explanation

Explanation/Reference:

QUESTION 234

-- Exhibit --



LOOPBACK ADDRESSES	
Router 1	172.17.25.1
Router 2	172.17.28.1

-- Exhibit --

You have been asked to establish reachability between Router 1's and Router 2's loopback addresses as shown in the exhibit.

Which two steps will accomplish this task? (Choose two.)

- A. Create a static route on Router 1 to 172.17.28.1 with a next hop of 10.10.10.2.
- B. Create a static route on Router 1 to 172.17.28.1 with a next hop of 10.10.10.1.
- C. Create a static route on Router 2 to 172.17.25.1 with a next hop of 10.10.10.1.
- D. Create a static route on Router 1 to 172.17.25.1 with a next hop of 10.10.10.2.

Correct Answer: AC

Section: Volume C

Explanation

Explanation/Reference:

QUESTION 235

-- Exhibit --

```
[edit routing-options]
user@router# show
static
{ defaults
{ metric 10;
preference 10;
}
route 10.10.10.0/24 { next-hop
192.168.100.1; qualified-next-
hop 192.168.200.1; preference 6;
}
metric 8;
}
}
-- Exhibit --
```

Given the configuration shown in the exhibit, which statement is correct about traffic matching the route 10.10.10.0/24?

- A. It will be forwarded to 192.168.100.1 using a metric of 10.
- B. It will be forwarded to 192.168.100.1 using a metric of 8.
- C. It will be forwarded to 192.168.200.1 using a metric of 8.
- D. It will be forwarded to 192.168.200.1 using a metric of 10.



Correct Answer: C

Section: Volume C

Explanation

Explanation/Reference:

QUESTION 236

-- Exhibit --

```
user@router> show route
```

```
inet.0: 9 destinations, 9 routes (9 active, 0 holddown, 0 hidden)
```

```
+ = Active Route, - = Last Active, * = Both
```

```
10.10.10.91/32    *[Direct/0] 00:09:40
>via lo0.0
10.10.10.92/32    *[OSPF/10] 00:01:50, metric 1
>to 172.16.1.2 via ge-0/0/2.0
100.100.1.0/24    *[Static/5] 00:01:50
                Reject
172.16.1.0/24     *[Direct/0] 00:06:09
>via ge-0/0/2.0
172.16.1.1/32     *[Local/0] 00:06:09
                Local via ge-0/0/2.0
192.168.0.0/16    *[Aggregate/130] 00:00:06
                Reject
192.168.0.0/17    *[Aggregate/130] 00:00:06
>to 172.16.1.2 via ge-0/0/2.0
192.168.50.0/24   *[Static/5] 00:00:06
>to 172.16.1.2 via ge-0/0/2.0
192.168.51.0/24   *[Static/5] 00:00:06
>to 172.16.1.2 via ge-0/0/2.0

user@router> show configuration policy-options policy-
statement demo {
term 1
{ from {
route-filter 192.168.0.0/16 longer accept;
}
then reject;
}
}

user@router> show configuration protocols
ospf export demo; area 0.0.0.0 {
interface ge-0/0/2.0;
}
-- Exhibit --
```



Given the configuration and routing table shown in the exhibit, which routes will be advertised to OSPF neighbors because of the demo policy?

A. 192.168.0.0/16 only

- B. 192.168.0.0/17 only
- C. 192.168.50.0/24 and 192.168.51.0/24
- D. 192.168.0.0/17, 192.168.50.0/24, and 192.168.51.0/24

Correct Answer: D

Section: Volume C

Explanation

Explanation/Reference:

QUESTION 237

-- Exhibit --

user@router> show route

inet.0: 9 destinations, 9 routes (9 active, 0 holddown, 0 hidden)

+ = Active Route, - = Last Active, * = Both

```
10.10.10.91/32    *[Direct/0] 00:09:40
>via lo0.0
10.10.10.92/32    *[OSPF/10] 00:01:50, metric 1
>to 172.16.1.2 via ge-0/0/2.0
100.100.1.0/24    *[Static/5] 00:01:50
                  Reject
172.16.1.0/24     *[Direct/0] 00:06:09
>via ge-0/0/2.0
172.16.1.1/32     *[Local/0] 00:06:09
                  Local via ge-0/0/2.0
192.168.0.0/16    *[Aggregate/130] 00:00:06
                  Reject
192.168.0.0/17    *[Aggregate/130] 00:00:06
>to 172.16.1.2 via ge-0/0/2.0
192.168.50.0/24   *[Static/5] 00:00:06
>to 172.16.1.2 via ge-0/0/2.0
192.168.51.0/24   *[Static/5] 00:00:06
>to 172.16.1.2 via ge-0/0/2.0
```

```
user@router> show configuration policy-options
policy-statement demo { term 1 { from { protocol
static;
route-filter 192.168.0.0/16 orlonger accept;
}
then accept;
}
}
```

```
user@router> show configuration protocols
ospf export demo; area 0.0.0.0 {
interface ge-0/0/2.0;
}
-- Exhibit --
```

Given the configuration and routing table shown in the exhibit, which routes will be advertised to OSPF neighbors because of the demo policy?

- A. 192.168.0.0/16 only
- B. 192.168.50.0/24 only
- C. 192.168.50.0/24 and 192.168.51.0/24
- D. 192.168.0.0/17, 192.168.50.0/24, and 192.168.51.0/24



Correct Answer: C
Section: Volume C

Explanation

Explanation/Reference:

QUESTION 238

-- Exhibit --

```
user@router> show configuration firewall
family inet {
filter demo
{ term example
{ from {
source-address {
```

```
        100.100.100.0/24;
    }
    destination-address {
        200.200.200.0/24;
    }
}
then {
    reject;
}
}
term testing
{ from { source-
address {
    10.10.10.0/28;
}
destination-address {
    200.200.200.0/24;
}
}
then sample;
}
term results
{ from {
address {
    200.200.200.0/24;
}
}
then accept;
}
term final {
then policer LAPD;
}
}
}
-- Exhibit --
```



Given the configuration shown in the exhibit, what will happen to traffic from source 10.10.10.25 destined to 200.200.200.1?

- A. The traffic will be rejected.
- B. The traffic will be dropped.
- C. The traffic will be forwarded.
- D. The traffic will be policed.

Correct Answer: C
Section: Volume C

Explanation

Explanation/Reference:

QUESTION 239

-- Exhibit --

```
user@router> show route
```

```
inet.0: 9 destinations, 9 routes (9 active, 0 holddown, 0 hidden)
```

```
+ = Active Route, - = Last Active, * = Both
```

```
10.10.10.91/32    *[Direct/0] 00:09:40
>via lo0.0
10.10.10.92/32    *[OSPF/10] 00:01:50, metric 1
>to 172.16.1.2 via ge-0/0/2.0
100.100.1.0/24    *[Static/5] 00:01:50
                Reject
172.16.1.0/24     *[Direct/0] 00:06:09
>via ge-0/0/2.0
172.16.1.1/32     *[Local/0] 00:06:09
                Local via ge-0/0/2.0
192.168.0.0/16    *[Aggregate/130] 00:00:06
                Reject
192.168.0.0/17    *[Aggregate/130] 00:00:06
>to 172.16.1.2 via ge-0/0/2.0
192.168.50.0/24   *[Static/5] 00:00:06
>to 172.16.1.2 via ge-0/0/2.0
192.168.51.0/24   *[Static/5] 00:00:06
>to 172.16.1.2 via ge-0/0/2.0
```



```
user@router> show configuration policy-  
options policy-statement demo { term 1 { from  
{ protocol aggregate; route-filter 192.168.0.0/16  
longer;  
}  
then accept;  
}  
}
```

```
user@router> show configuration protocols ospf  
export demo;  
area 0.0.0.0 {  
interface ge-0/0/2.0;  
}  
-- Exhibit --
```

Given the configuration and routing table shown in the exhibit, which routes will be advertised to OSPF neighbors because of the demo policy?

- A. 192.168.0.0/16 only
- B. 192.168.0.0/17 only
- C. 192.168.0.0/16 and 192.168.0.0/17
- D. 192.168.0.0/17, 192.168.50.0/24, and 192.168.51.0/24



Correct Answer: B
Section: Volume C

Explanation

Explanation/Reference:

QUESTION 240

-- Exhibit --

```
[edit policy-options]  
user@router# show policy-  
statementpolicyABC { term  
A { from { protocol rip;  
route-filter 192.168.1.0/24 longer;
```



```
}  
then accept;  
}  
}  
  
[edit protocols ospf]  
user@router# show  
exportpolicyABC;  
area 0.0.0.0  
{ interface ge-0/0/0.0;  
interface lo0.0;  
}  
-- Exhibit --
```

Referring to the exhibit, which two statements are true? (Choose two.)

- A. The route 192.168.1.0/25 is accepted.
- B. The route 192.168.2.0/24 is accepted.
- C. OSPF routes will be exported into RIP.
- D. RIP routes will be exported into OSPF.



Correct Answer: AD

Section: Volume C

Explanation

Explanation/Reference:

QUESTION 241

```
-- Exhibit --  
[edit interfaces]  
user@router# show  
...  
lo0 { unit 0  
{ familyine  
t {  
filter {  
input protect-loopback;
```

```

    }
address 192.168.100.1/32;
    }
}
-- Exhibit --

```

Given the configuration shown in the exhibit, what is the function of the protect-loopback filter?

- A. to protect the Routing Engine
- B. to protect all interfaces on the device
- C. to protect the Packet Forwarding Engine
- D. to protect the management interface

Correct Answer: A

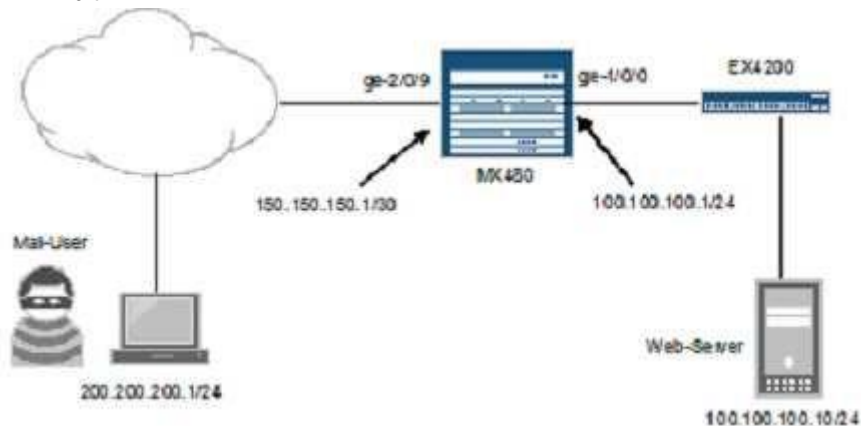
Section: Volume C

Explanation

Explanation/Reference:

QUESTION 242

-- Exhibit --



-- Exhibit --

Referring to the exhibit, you want to block HTTP access to Web-Server from the subnet where Mal-User is located. All other traffic should be permitted.

Which firewall filter configuration do you use?

A. [edit firewall family inet filter STOP-MAL-USER]

```
user@router# show term one { from {  
  source-address {  
    200.200.200.0/24;  
  }  
  destination-address {  
    100.100.100.10/32;  
  }  
  protocoltcp; destination-  
  port http;  
}  
then accept;  
}  
term two  
{ then  
{ reject;  
}  
}
```

B. [edit firewall family inet filter STOP-MAL-USER]

```
user@router# show term one { from { source-  
address {  
  100.100.100.0/24;  
}  
destination-address {  
  200.200.200.1/32;  
}  
protocoltcp;  
destination-port http;  
}  
then accept;  
}  
term two  
{ then {  
reject;
```

```
    }  
  }  
C. [edit firewall family inet filter STOP-MAL-USER]  
user@router# show term one { from { source-  
address {  
    100.100.100.0/24;  
  }  
destination-address {  
    200.200.200.1/32;  
  }  
protocoltcp;  
destination-port http;  
}  
then reject;  
}  
term two  
{ then {  
accept;  
}  
}  
D. [edit firewall family inet filter STOP-MAL-USER]  
user@router# show term one { from {  
source-address {  
    200.200.200.0/24;  
  }  
destination-address {  
    100.100.100.10/32;  
  }  
protocoltcp; destination-  
port http;  
}  
then reject;  
}  
term two  
{ then  
{ accept;  
}  
}
```

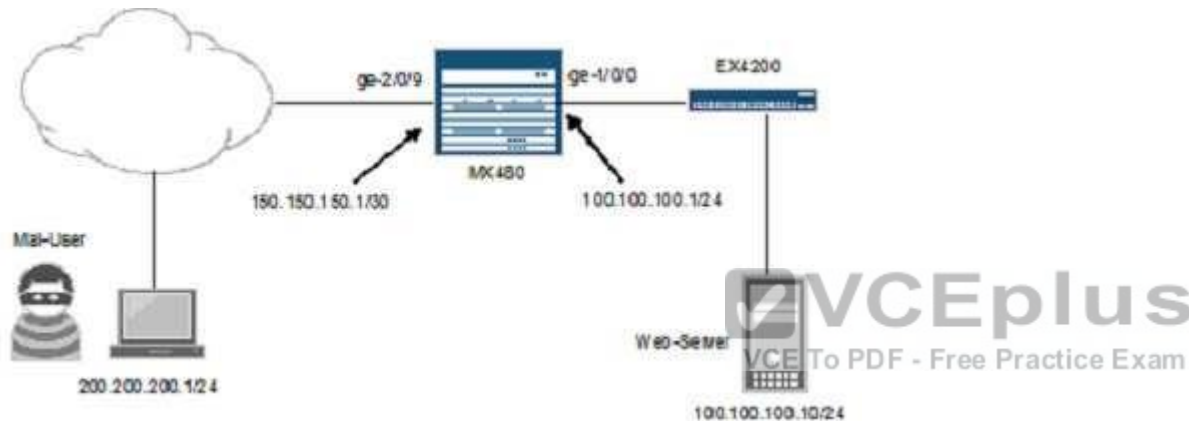
Correct Answer: D
Section: Volume C

Explanation

Explanation/Reference:

QUESTION 243

-- Exhibit --



-- Exhibit --

Referring to the exhibit, you are asked to rate-limit traffic from Web-Server to the subnet where Mal-User is located. All other traffic should be permitted.

Which firewall filter configuration do you use?

A. [edit firewall] user@router#
show policer LIMIT-MAL-
USER {
if-exceeding { bandwidth-
limit 400k;
burst-size-limit 100k;
}
then discard;

```
} familyinet { filter STOP-  
MAL-USER {  
term one  
{ from {  
source-address {  
100.100.100.10/32;  
}  
destination-address {  
200.200.200.0/24;  
}  
}  
then policer LIMIT-MAL-USER;  
}  
term two  
{ then accept;  
}  
}  
}
```

B. [edit firewall] user@router#
show policer LIMIT-BAD-
USER { if-exceeding
{ bandwidth-limit 400k;
burst-size-limit 100k;
}
then discard;
} familyinet { filter STOP-
MAL-USER { term one
{ from { source-address
{
100.100.100.10/32;
}
destination-address
{ 200.200.200.0/24;
}
}
}
then policer LIMIT-MAL-USER;
}
term two {

```
then accept;  
    }  
}  
}
```

```
C. [edit firewall] user@router#  
show policer LIMIT-MAL-  
USER { if-exceeding  
{ bandwidth-limit 400k;  
burst-size-limit 100k;  
}  
then discard;  
}  
family inet { filter STOP-  
MAL-USER { term one  
{ from { source-address  
{  
100.100.100.10/32;  
}  
destination-address  
{ 200.200.200.0/24;  
}  
}  
then policer LIMIT-MAL-USER;  
}  
term two {  
then reject;  
}  
}  
}
```

```
D. [edit firewall] user@router#  
show policer LIMIT-MAL-  
USER { if-exceeding  
{ bandwidth-limit 400k;  
burst-size-limit 100k;  
}  
then discard;
```

```
} family inet { filter STOP-  
MAL-USER { term one  
{ from {  
source-address {  
200.200.200.0/24;  
}  
destination-address  
{ 100.100.100.10/32;  
}  
}  
then policer LIMIT-MAL-USER;  
}  
term two  
{ then  
accept; }  
}  
}
```

Correct Answer: A
Section: Volume C

Explanation

Explanation/Reference:

QUESTION 244

-- Exhibit --

...

```
if-exceeding { bandwidth-  
limit 1m;  
burst-size-limit 3k;  
}  
then discard; -  
- Exhibit --
```

The configuration in the exhibit is associated with which class of service component?



<https://vceplus.com/>

- A. classification
- B. policing
- C. queuing
- D. scheduling

Correct Answer: B

Section: Volume C

Explanation

Explanation/Reference:

QUESTION 245

-- Exhibit --

```
[edit firewall family inet filter COS-CLASSIFIER]
user@router# show
term MANAGER {
from {
source-address {
192.168.200.0/25;
}
destination-address {
100.100.100.1/32;
}
}
then {
forwarding-class expedited-forwarding;
accept;
}
```



```
}  
term ALL-OTHER-TRAFFIC  
{ then accept;  
}
```

```
[edit interfaces ge-0/0/1]  
user@router# show  
unit 0  
{ family inet  
{ filter {  
input COS-CLASSIFIER;  
}  
address 192.168.200.1/24;  
}  
}  
-- Exhibit --
```

Referring to the exhibit, which type of classifier is being used in this CoS configuration?

- A. behavior aggregate
- B. policer
- C. multifield
- D. forwarding policy

Correct Answer: C

Section: Volume C

Explanation

Explanation/Reference:

QUESTION 246

-- Exhibit --

```
[edit class-of-service]  
user@router# show
```

```
interfaces { ge-0/0/2
{ unit 0 { classifiers {
inet-precedence default;
}
}
}
}
-- Exhibit --
```

Referring to the exhibit, which type of classifier is being used in this CoS configuration?

- A. behavior aggregate
- B. policer
- C. multifield
- D. forwarding policy

Correct Answer: A

Section: Volume C

Explanation

Explanation/Reference:



QUESTION 247

-- Exhibit --

```
user@router> show route protocol static
inet.0: 12 destinations, 12 routes (12 active, 0 holddown, 0 hidden)
+ = Active Route, - = Last Active, * = Both
```

```
192.168.1.128/27 *[Static/5] 00:03:13
>to 10.20.106.10 via fe-0/0/5.1
192.168.1.144/29 *[Static/5] 00:03:13
>to 10.20.14.131 via ge-0/0/0.0
192.168.1.192/27 *[Static/5] 00:03:13
>to 10.18.1.1 via ge-0/0/1.0
192.168.1.128/28 *[Static/5] 00:01:06
>to 10.20.14.130 via ge-0/0/0.0
```

-- Exhibit --

Given the routing entries shown in the exhibit, which next-hop IP address will be used for the destination IP address 192.168.1.142? (Assume that only static routes are available for the destination.)

- A. 10.20.106.10
- B. 10.20.14.131
- C. 10.18.1.1
- D. 10.20.14.130

Correct Answer: D

Section: Volume C

Explanation

Explanation/Reference:

QUESTION 248

-- Exhibit --

user@router> show route protocol static inet.0: 12 destinations,
12 routes (12 active, 0 holddown, 0 hidden) + = Active Route, - =
Last Active, * = Both

```
192.168.1.128/27 *[Static/5] 00:03:13  
>to 10.20.106.10 via fe-0/0/5.1  
192.168.1.144/29 *[Static/5] 00:03:13  
>to 10.20.14.131 via ge-0/0/0.0  
192.168.1.192/27 *[Static/5] 00:03:13  
>to 10.18.1.1 via ge-0/0/1.0  
192.168.1.128/28 *[Static/5] 00:01:06  
>to 10.20.14.130 via ge-0/0/0.0
```

-- Exhibit --

Given the routing entries shown in the exhibit, which next-hop IP address will be used for the destination IP address 192.168.1.159? (Assume that only static routes are available for the destination.)

- A. 10.20.14.130
- B. 10.18.1.1

- C. 10.20.14.131
- D. 10.20.106.10

Correct Answer: D
Section: Volume C

Explanation

Explanation/Reference:

QUESTION 249

-- Exhibit --

user@router> show route protocol static inet.0: 12 destinations,
12 routes (12 active, 0 holddown, 0 hidden) + = Active Route, - =
Last Active, * = Both

```
192.168.1.0/24 *[Static/5] 00:03:13  
>to 10.20.106.10 via fe-0/0/5.1  
192.168.1.192/26 *[Static/5] 00:03:13  
>to 10.20.14.131 via ge-0/0/0.0  
192.168.1.192/27 *[Static/5] 00:03:13  
>to 10.18.1.1 via ge-0/0/1.0  
192.168.1.4/30 *[Static/5] 00:01:06  
>to 10.20.14.130 via ge-0/0/0.0  
-- Exhibit --
```



Using the routing table shown in the exhibit, what will be the next-hop IP address used for a destination IP address of 192.168.1.1? (Assume that the only routes to this destination are static routes.)

- A. 10.20.14.130
- B. 10.18.1.1
- C. 10.20.14.131
- D. 10.20.106.10

Correct Answer: D
Section: Volume C

Explanation**Explanation/Reference:****QUESTION 250**

What are the usable hosts on the 192.168.1.24/29 network?

- A. .24 through .48
- B. .24 through .32
- C. .25 through .30
- D. .35 through .31

Correct Answer: C

Section: Volume D

Explanation**Explanation/Reference:**

The minimum host address is 192.168.1.25, and the maximum host address is 192.168.1.30.

References: <http://jodies.de/ipcalc?host=192.168.1.24&mask1=29&mask2=>

QUESTION 251

Which two are correct when configuring an IP address for a Fast Ethernet interface? (Choose two.)

- A. set interfaces fe-0/0/0 address 10.1.1.1/24
- B. set interfaces fe-0/0/0.0 family inet address 10.1.1.1/24
- C. set interfaces fe-0/0/0.0 address 10.1.1.1/24
- D. set interfaces fe-0/0/0 unit 0 family inet address 10.1.1.1/24

Correct Answer: BD

Section: Volume D

Explanation**Explanation/Reference:**

D: The following configuration is sufficient to get a Fast Ethernet interface up and running. By default, IPv4 Fast Ethernet interfaces use Ethernet version 2 encapsulation.

[edit] user@host# set interfaces fe-5/2/1 unit 0 family inet address local-address

B: You can also omit the unit specification, here unit 0, and set the ip address through the command:
set interfaces fe-0/0/0.0 family inet address local-address

References: http://www.juniper.net/documentation/en_US/junos12.3/topics/example/interfaces-configuring-fast-ethernet-interfaces.html

QUESTION 252

After factory-defaults have been loaded, which two syslog files will be present in the configuration?

- A. system and chassis
- B. syslog-messages and NVRAM
- C. messages and interactive-commands
- D. authorization and events

Correct Answer: C

Section: Volume D

Explanation

Explanation/Reference:

Factory default syslog files include messages and interactive-commands.

Example: The following factory default configuration file is for a Juniper EX3200 switch:

```
system
{ syslog {
user * { any
emergency;
}
file messages
{ any notice;
authorization info;
}
file interactive-commands { interactive-
commands any; }
}
etc,
```

References: http://www.juniper.net/documentation/en_US/junos14.1/topics/reference/general/ex3200-default-configuration.html

QUESTION 253

Which of the following commands will configure the maximum transmission unit size of a fast Ethernet interface?

- A. set interfaces fe-0/0/0 unit 0 ethernet-options mtu 1200
- B. set interfaces fe-0/0/0 mtu 1200
- C. set interfaces fe-0/0/0 unit 0 mtu 1200
- D. set interfaces fe-0/0/0.0 mtu 1200

Correct Answer: C

Section: Volume D

Explanation

Explanation/Reference:

Example 1: Reset the MTU size to 1492 at the fe-0/0/2 interface.

[edit] user@srx# set interfaces fe-0/0/2 unit 0 family inet mtu 1492

Example 2: To change the family ISO MTU to 1492 use the following command:

Juniper# set interfaces ge-1/0/2 unit 0 family iso mtu 1492

References: https://www.juniper.net/techpubs/en_US/release-independent/nce/information-products/topic-collections/nce/nce0097-small-office-for-hd-video/smalloffice-for-hd-video.pdf

QUESTION 254

What information does the help topic command provide?

- A. router's version and serial number to help open a case with JTAC
- B. software documentation describing features and configuration tasks within JUNOS
- C. a brief description of commands and their default values
- D. a verification of the current configuration on the router

Correct Answer: B

Section: Volume D

Explanation

Explanation/Reference:

The help topic command displays usage guidelines for the statement based on information that appears in the Junos OS configuration guides.

Incorrect Answers:

C: This is done by the help reference command, which displays summary information about the statement based on the summary descriptions that appear in the Junos OS configuration guides.

References: http://www.juniper.net/documentation/en_US/junos16.1/topics/concept/junos-cli-online-help-access-overview.html

QUESTION 255

Which two statements about subnet masks are true? (Choose two.)

- A. If a bit is turned on (1), the corresponding bit in the IP address is used for the host portion.
- B. If a bit is turned off (0), the corresponding bit in the IP address is used for the host portion.
- C. If a bit is turned on (1), the corresponding bit in the IP address is used for the network prefix.
- D. If a bit is turned off (0), the corresponding bit in the IP address is used for the network prefix.

Correct Answer: BC

Section: Volume D

Explanation

Explanation/Reference:

Example: 255.0.0.0 (Class A network), in binary 11111111.00000000.00000000.00000000

The leftmost octet, 11111111, represents the network prefix, while the other three octets, with zeroes, represent the host portion.

References: http://www.akadia.com/services/ip_routing_on_subnets.html

QUESTION 256

Which statement is correct about logical units on Juniper Router interfaces?

- A. Logical units are used only when a Layer 2 identifier is present such as a VLAN.
- B. A logical unit of 0 is required when using a frame-relay DLCI.
- C. A logical unit is always required.
- D. Logical units are not required unless ATM or 802.1Q VLAN tagging is configured.

Correct Answer: C

Section: Volume D

Explanation

Explanation/Reference:

Many router vendors refer to a logical unit as a subinterface; they do not require a subinterface on every physical interface, whereas a Juniper Networks router does.

Note: All router interfaces that will send and receive transit traffic require a logical unit to be configured. This logical unit creates a division of the physical interface into multiple parts.

References: <https://www.safaribooksonline.com/library/view/junos-enterprise-routing/9781449309633/ch04s03.html>

QUESTION 257

Which two options are reasons for using traffic classification? (Choose two.)

- A. to use the classification to route traffic
- B. to use the classification to reorder packets from various sources
- C. to use the classification to discard malformed packets
- D. to use the classification to provide the configured service level

Correct Answer: AD

Section: Volume D

Explanation



Explanation/Reference:

Classification entails using a traffic descriptor to categorize a packet within a specific group to define that packet and make it accessible for QoS handling on the network. Using packet classification, you can partition network traffic into multiple priority levels or classes of service.

References: https://www.cisco.com/c/en/us/td/docs/ios/12_2/qos/configuration/guide/fqos_c/qcfcclass.pdf

QUESTION 258

Which three SONET network elements are used for troubleshooting? (Choose three.)

- A. line
- B. path
- C. circuit
- D. section
- E. segment

Correct Answer: ABD

Section: Volume D

Explanation

Explanation/Reference:

Section, line, and path errors occur over different spans of the SONET network and between different pieces of equipment.

References: http://www.juniper.net/documentation/en_US/junos15.1/topics/topic-map/sonet-interfaces-alarms-and-errors.html

QUESTION 259

Which application would be suited for UDP traffic?

- A. Web browsing
- B. downloading a program
- C. streaming television shows



<https://vceplus.com/>

- D. on-line shopping



Correct Answer: C

Section: Volume D

Explanation**Explanation/Reference:**

UDP flows would be appropriate for streaming Video shows.

Incorrect Answers:

A: Web browsing would be using both the UDP and the TCP protocols.

B: Downloading a program would make use of the FTP protocol, which uses both UDP and TCP.

References: https://en.wikipedia.org/wiki/List_of_TCP_and_UDP_port_numbers <http://signatures.juniper.net/documentation/applications/Multimedia%3AVideo-Streaming%3APPSTREAM-4-UDP.html>

QUESTION 260

Which two loopback types are supported for serial interfaces on Juniper devices? (Choose two.)

- A. Local
- B. Far End
- C. Remote
- D. Bidirectional

Correct Answer: AC

Section: Volume D

Explanation

Explanation/Reference:

For serial interfaces Juniper devices support the local and the remote loopback types.

References: http://www.juniper.net/documentation/en_US/junos12.3/topics/usage-guidelines/interfaces-interface-diagnostics.html

QUESTION 261

When you display the routing table by entering the show route command, what does the * indicate?

- A. The route is a direct route.
- B. The route was selected as active.
- C. The route is a default route.
- D. The route was learned using a dynamic routing protocol.



Correct Answer: B

Section: Volume D

Explanation

Explanation/Reference:

An asterisk (*) indicates that the route is both the active and the last active route. An asterisk before a to line indicates the best subpath to the route.

References: https://www.juniper.net/documentation/en_US/junos14.1/topics/reference/command-summary/show-route-detail.html

QUESTION 262

Which command is a valid way to view the status of an interface?

- A. > show interfaces fe-0/0/0 extensive
- B. > show interfaces fe-0/0/0 status
- C. > show interfaces fe-0/0/0 health-info

D. > show interfaces fe-0/0/0 verbose

Correct Answer: A

Section: Volume D

Explanation

Explanation/Reference:

You can get the information from "show interface <interface_name> extensive"

References: <https://forums.juniper.net/t5/Ethernet-Switching/Any-Command-like-as-cisco-s-quot-show-interface-status-quot/td-p/4596>

QUESTION 263

Given the host IP address of 192.168.100.60 and a network mask of 255.255.255.224 (or /27), which address represents the correct network address for the referenced host?

- A. 192.168.100.48
- B. 192.168.100.16C. 192.168.100.0
- D. 192.168.100.32

Correct Answer: D

Section: Volume D

Explanation

Explanation/Reference:

Network is a class C network: 192.168.100.32/27

Binary: 11000000.10101000.01100100.001 00000

References: <http://jodies.de/ipcalc?host=192.168.100.60&mask1=27&mask2=>

QUESTION 264

Which command configures an address of 192.168.1.1 with a mask of 255.255.255.0 on interface ge-0/0/0?

- A. set ip interface ge-0/0/0 address 192.168.1.1 255.255.255.0
- B. set ip interface ge-0/0/0 address 192.168.1.1/24
- C. set interface ge-0/0/0 ip4 address 192.168.1.1 mask 255.255.255.0
- D. set interfaces ge-0/0/0 unit 0 family inet address 192.168.1.1/24

Correct Answer: D

Section: Volume D
Explanation

Explanation/Reference:

The following configuration is sufficient to get a Fast Ethernet interface up and running. By default, IPv4 Fast Ethernet interfaces use Ethernet version 2 encapsulation.

```
[edit] user@host# set interfaces fe-5/2/1 unit 0 family inet address local-address
```

References: http://www.juniper.net/documentation/en_US/junos12.3/topics/example/interfaces-configuring-fast-ethernet-interfaces.html

QUESTION 265

Which two protocols are connection-oriented? (Choose two.)

- A. Ethernet
- B. PPP
- C. TCP
- D. UDP

Correct Answer: BC

Section: Volume D

Explanation

Explanation/Reference:

Point-to-Point Protocol (PPP) and Transmission Control Protocol (TCP) are a connection-oriented protocols.

References: <http://searchnetworking.techtarget.com/definition/connection-oriented>

QUESTION 266

Which statement is correct about the validate option when upgrading JUNOS software?

- A. It will check the MD5 checksum of the install package.
- B. It will check if the device meets the memory requirements for the install package.
- C. It will check the compatibility of the configuration with the install package.
- D. It will check if the device meets the storage requirement for the install package.

Correct Answer: C

Section: Volume D**Explanation****Explanation/Reference:**

When you upgrade or downgrade Junos OS, we recommend that you include the validate option with the request system software add command to check that the candidate software is compatible with the current configuration. By default, when you add a package with a different release number, the validation check is done automatically.

References: https://www.juniper.net/techpubs/en_US/junos12.3/topics/task/operational/junos-candidate-software-compatibility-verifying.html

QUESTION 267

What are three advantages which dynamic routing protocols offer over static routing protocols? (Choose three.)

- A. lower administrative overhead
- B. increased network availability
- C. greater network scalability
- D. easier to implement qualified next hops
- E. easier ECMP route implementation

Correct Answer: ABC

Section: Volume D

Explanation**Explanation/Reference:**

Dynamic routing protocols help the network administrator manage the time-consuming and exacting process of configuring and maintaining static routes. Dynamic routing automatically adapts topology to reroute traffic if possible. Dynamic routing is generally independent of the network size.

References: <http://www.ciscopress.com/articles/article.asp?p=2180210&seqNum=5>

QUESTION 268

When troubleshooting ATM, which command would allow you to test reachability from one side of an ATM cloud to the other?

- A. ping atm vci 0.100 interface at-0/1/0 end-to-end
- B. ping atm vci 0.100 interface at-0/1/0 circuit
- C. ping atm vci 0.100 interface at-0/1/0 far-end
- D. ping atm vci 0.100 interface at-0/1/0 final-hop

Correct Answer: A
Section: Volume D

Explanation

Explanation/Reference:

ping atm syntax:

Syntax

ping atm interface interface-name vci vci

<brief>

<count count>

<end-to-end | segment>

<interval seconds>

<sequence-number sequence-number>

References: http://www.juniper.net/documentation/en_US/junos13.3/topics/reference/command-summary/ping-atm.html

QUESTION 269

Which command will display the temperature of the Routing Engine's CPU?

- A. show chassis environment
- B. show chassis routing-engine
- C. show chassis temperatures
- D. show chassis status

Correct Answer: B
Section: Volume D
Explanation

Explanation/Reference:

The output fields for the show chassis routing-engine command include:

* Temperature: Temperature of the air flowing past the Routing Engine.

References: https://www.juniper.net/documentation/en_US/junos11.4/topics/reference/command-summary/show-chassis-routing-engine.html

QUESTION 270

Which command would correctly define a router's host-name?

- A. # set ip host-name <name>
- B. > set ip host-name <name>
- C. # set system host-name <name>
- D. > set system host-name <name>

Correct Answer: C

Section: Volume D

Explanation

Explanation/Reference:

Configure the hostname, using the set system host-name command.

[edit]

user@host# set system host-name newton-re0

References: http://www.juniper.net/techpubs/en_US/junos15.1/topics/example/router-name-domain-name-ip-address-system-id-configuring.html

QUESTION 271

You have been asked to use a 28 bit subnet mask to segment the following network block:

108.12.5.0. How many usable hosts per sub-net could you create?

- A. 10 hosts
- B. 14 hosts
- C. 12 hosts
- D. 16 hosts

Correct Answer: B

Section: Volume D

Explanation

Explanation/Reference:

Network: 108.12.5.0/28 (Class A)

Broadcast: 108.12.5.15

HostMin: 108.12.5.1

HostMax: 108.12.5.14

Hosts/Net: 14

References: <http://jodies.de/ipcalc?host=108.12.5.0&mask1=28&mask2=>

QUESTION 272

In Ethernet networks, duplex mismatches will lower performance. Which error statistics can be seen if a duplex mismatch is present?

- A. collisions on the full-duplex side; runts on the half-duplex side
- B. collisions on the full-duplex side; collisions on the half-duplex side
- C. collisions on the half-duplex side; framing errors on the full-duplex side
- D. collisions on the half-duplex side; giants on the full-duplex side

Correct Answer: C

Section: Volume D

Explanation**Explanation/Reference:**

On an Ethernet connection, a duplex mismatch is a condition where two connected devices operate in different duplex modes, that is, one operates in half duplex while the other one operates in full duplex.

This results in the full-duplex side receiving an incomplete frame with CRC error or a runt frame. It does not detect any collision since CSMA/CD is disabled on the full-duplex side. As a result, when both devices are attempting to transmit at (nearly) the same time, the packet sent by the full-duplex end will be discarded and lost due to an assumed collision and the packet sent by the half duplex device will be delayed or lost due to a CRC error in the frame. References:

https://en.wikipedia.org/wiki/Duplex_mismatch

QUESTION 273

What is correct regarding the configuration shown below?

```
static route 0.0.0.0/0 qualified-next-hop 172.30.25.1 preference 7 next-hop 172.30.25.5
```

- A. The next-hop 172.30.25.1 is selected because the address has the lowest value.
- B. The next-hop 172.30.25.1 is selected because it is listed first.
- C. The next-hop 172.30.25.1 is selected because it is the lowest protocol preference.
- D. The next-hop 172.30.25.5 is selected because it is the lowest protocol preference.

Correct Answer: D

Section: Volume D

Explanation**Explanation/Reference:**

The routes with a lower route preference are always used to route traffic. Preference 5 is the default preference for static routes.

References: https://www.juniper.net/documentation/en_US/junos15.1/topics/concept/routing-protocol-static-security-route-preference-and-qualified-next-hopunderstanding.html

QUESTION 274

After issuing the show interfaces terse command, you notice that the status of one interface is "up down". What does this indicate?

- A. Layer 1 on the interface is up but Layer 2 is down.
- B. Layer 2 on the interface is up but Layer 3 has not been configured.
- C. The interface is administratively up but the link status is down.
- D. The interface is up but has been administratively turned off.

Correct Answer: C

Section: Volume D

Explanation

Explanation/Reference:

The the administratively status is displayed in column 1, and the link status is displayed in column 2.

Example:

```
user@host> show interfaces terse t1*
```

```
Interface      Admin Link Proto Local
```

```
Remote t1-1/0/0    down up --- administratively
```

```
disabled t1-1/0/0.0 up down inet 1.1.1.1/30 t1-
```

```
1/0/1          up down --- physical layer down
```



References: http://www.juniper.net/documentation/en_US/junos15.1/topics/task/verification/t1-status-displaying.html

QUESTION 275

-- Exhibit --

```
[edit interfaces ge-0/0/6]
```

```
user@router# show
```

```
unit 0 {
```

```
family inet {
```

```
address 172.16.10.100/24;
```

```
address 172.16.10.101/24;
```

```
}
```

```
}
```

You have two IP addresses configured on the ge-0/0/6 interface, as shown in the exhibit. You want to select the 172.16.10.101 address as the source address for packets sent from this interface to hosts on a remote subnet.

Which parameter would you add to the 172.16.10.101 address to complete this task?

- A. broadcast
- B. arp 172.16.10.101
- C. preferred
- D. primary

Correct Answer: C

Section: Volume D

Explanation

Explanation/Reference:

QUESTION 276

How many host addresses are available in the 172.27.0.0/28 network?

- A. 6
- B. 30
- C. 28
- D. 14

Correct Answer: D

Section: Volume D

Explanation

Explanation/Reference:

QUESTION 277

-- Exhibit --

```
[edit interfaces ge-0/0/1]
user@router# show
unit 100 { vlan-id 100;
family inet {
address 10.1.1.1 /24;
```

```
}  
}  
  
[edit interfaces ge-0/0/1]  
user@router# commit check  
[edit interfaces ge-0/0/1]  
  'unit 100'  
    Only unit 0 is valid for this encapsulation  
error: configuration check-out failed  
-- Exhibit --
```

Referring to the exhibit, you are unable to commit the configuration for the ge-0/0/1 interface.

What must you do to commit the configuration?

- A. You must set the encapsulation vlan-ccc parameter under the [edit interfaces ge-0/0/1 unit 100] hierarchy.
- B. You must set the vlan-tagging parameter under the [edit interfaces ge-0/0/1] hierarchy.
- C. You must use the rename command to change unit 100 to unit 0.
- D. You must set the encapsulation flexible-ethernet-services parameter under the [edit interfaces ge-0/0/1] hierarchy.

Correct Answer: B

Section: Volume D

Explanation

Explanation/Reference:

QUESTION 278

The marketing team needs access to a server on a subnet 172.0.46.0/24. The next-hop router is 10.0.4.2/30. A static route on their gateway has been configured to accomplish the task. You want to keep the static route from being redistributed into dynamic routing protocols.

Which command will satisfy this requirement?



<https://vceplus.com/>

- A. Set routing-options static route 172.0.46.0/24 next-hop 10.0.4.2/30 no-resolve
- B. Set routing-options static route 172.0.46.0/24 next-hop 10.0.4.2/30
- C. Set routing-options static route 172.0.46.0/24 next-hop 10.0.4.2/30 no-readvertise
- D. Set routing-options static route 172.0.46.0/24 next-hop 10.0.4.2/30 no-redistribute

Correct Answer: C

Section: Volume D

Explanation

Explanation/Reference:

QUESTION 279

Which Junos release would address only bug fixes that were not contained in the 15.1R1 version of code?

- A. 15.1R2
- B. 15.1X2
- C. 15.1S2
- D. 15.1F2

Correct Answer: A

Section: Volume D

Explanation

Explanation/Reference:

QUESTION 280

Which command causes the Junos OS temporarily activate a configuration?

- A. commit check
- B. commit synchronize
- C. commit confirmed
- D. commit and-quit

Correct Answer: C
Section: Volume D
Explanation

Explanation/Reference:

QUESTION 281

Click the Exhibit button.

```
user@router>show bfd session detail
Address          State      Interface    Detect time    Transmit Interval
Multiplier
172.16.1.2       Up         ge-1/2/0.0   3.000         1.000         3
  Client Static, TX interval 1.000, RX interval 1.000, Authenticate
  Session up time 00:53:58
  Local diagnostic NbrSignal, remote diagnostic None
  Remote state Up, version 1
  Logical system 9, routing table index 22
1 sessions, 1 clients
Cumulative transmit rate 1.0 pps, cumulative receive rate 1.0 pps
```

Referring to the exhibit, which statement is true?

- A. The customer's link will failover in nine seconds.
- B. the customer has not enabled security for BFD.
- C. The customer has set the version parameter to automatic.
- D. The customer's link flapped within the last hour.

Correct Answer: D
Section: Volume D
Explanation

Explanation/Reference:

QUESTION 282

What are three valid software release designations for the Junos OS? (Choose three.)

- A. B
- B. T
- C. X
- D. R
- E. Z

Correct Answer: ACD

Section: Volume D

Explanation

Explanation/Reference:

QUESTION 283

What are three acceptable modifiers to a terminating action of a firewall filter? (Choose three.)

- A. Policer
- B. Count
- C. Syslog
- D. Log
- E. Discard



Correct Answer: ABD

Section: Volume D

Explanation

Explanation/Reference:

QUESTION 284

Which CIDR notation is the equivalent of the subnet mask of 255.255.192.0?

- A. /18
- B. /19
- C. /17

D. /20

Correct Answer: A

Section: Volume D

Explanation

Explanation/Reference:

QUESTION 285

Which two commands will provide the current configuration of the MX1-PE1 BGP group on your router? (Choose two.)

- A. user@router# show groups | display set | match MX1-PE1
- B. user@router> show configuration | display set | match MX1-PE1
- C. user@router> show configuration | match set | match MX1-PE1
- D. user@router# show | display set | match MX1-PE1

Correct Answer: BD

Section: Volume D

Explanation

Explanation/Reference:



QUESTION 286

Which two commands is used to validate the syntax of a configuration without applying the configuration?

- A. commit confirmed
- B. commit synchronize
- C. commit check
- D. commit and-quit

Correct Answer: AC

Section: Volume D

Explanation

Explanation/Reference:

QUESTION 287

Which parameter must be included when executing operational mode commands from within configuration mode?

- A. insert
- B. do
- C. prompt
- D. run

Correct Answer: D

Section: Volume D

Explanation

Explanation/Reference:

QUESTION 288

Which two statements about the Junos OS are true? (Choose two.)

- A. It supports Java for automation on all platforms.
- B. It uses the same software source code base for all platforms.
- C. It uses a different software source code base for each platform.
- D. It supports XML for automation on all platforms.

Correct Answer: BD

Section: Volume D

Explanation

Explanation/Reference:

QUESTION 289

Which two firewall filter actions will affect a packet's class-of-service settings? (Choose two.)

- A. Forwarding-class
- B. Scheduler
- C. Queue
- D. Loss-priority

Correct Answer: AD
Section: Volume D

Explanation

Explanation/Reference:

QUESTION 290

What does the "3" in Junos version 14.2R3.2 represent?

- A. A service build number
- B. A single-threaded version of the Junos OS
- C. A major release number
- D. A minor release number

Correct Answer: A
Section: Volume D

Explanation


Explanation/Reference:

QUESTION 291

Click the Exhibit button.



```
[edit]
user@router# show firewall
filter count-no-header {
    term 1 {
        from {
            protocol no-next-header;
        }
        then {
            count count-no-header;
            accept;
        }
    }
}
```

 **VCEplus**
VCE To PDF - Free Practice Exam

```
[edit]
user@router# show interfaces ge-0/0/0
unit 0 {
    family inet {
        address 10.10.10.3/24;
    }
    family inet6 {
        filter {
            input count-no-header;
        }
        address 2001::1/64;
    }
}
```

```
[edit]
user@router# commit
[edit interfaces ge-0/0/0 unit 0 family inet6]
```

```
'filter'
Referenced filter 'count-no-header' is not defined
```

You are asked to create a firewall filter to count IPv6 packets that arrive with a no next header value. As shown in the exhibit, you have created and applied the count-no-header firewall filter to the ge-0/0/0 interface. The commit operation fails.

What is causing this problem?

- A. The firewall term does not include inet6 in the from statement.
- B. IPv6 interfaces do not support firewall filters.
- C. The filter name must be different than the counter name.
- D. The firewall family is not correct.

Correct Answer: D

Section: Volume D

Explanation

Explanation/Reference:

QUESTION 292

Which set of IP addresses are in the same subnet?

- A. 185.114.16.59/28 and 185.114.16.64/28
- B. 185.114.16.91/28 and 185.114.16.96/28
- C. 185.114.16.77/28 and 185.114.16.82/28
- D. 185.114.16.40/28 and 185.114.16.45/28

Correct Answer: D

Section: Volume D

Explanation

Explanation/Reference:

QUESTION 293

Which IP protocol number is assigned to TCP?

- A. 17 B.
- 4
- C. 18
- D. 6

Correct Answer: D

Section: Volume D

Explanation

Explanation/Reference:



<https://vceplus.com/>

