

**JUNIPER JN0-102 EXAM QUESTIONS & ANSWERS**

Number: JN0-102  
Passing Score: 800  
Time Limit: 120 min  
File Version: 48.5

VCEplus.com



**JUNIPER JN0-102 EXAM QUESTIONS & ANSWERS**

**Exam Name: Junos, Associate (JNCIA-Junos)**

## Passguide

### QUESTION 1

Which command is used to enable access to J-Web using HTTPS?

- A. set system remote-access profile https
- B. set services remote-access profile j-web-https
- C. set system services web-management https
- D. set services web-management j-web-https

**Correct Answer:** C

**Section:** (none)

**Explanation**

**Explanation/Reference:**

Explanation:

### QUESTION 2

What is the role of route preference?

- A. It is used as a tiebreaker when the same prefix is available through multiple protocols.
- B. It is used to determine the preferred path to a given destination.
- C. It is used to select the best route between multiple equal-cost paths.
- D. It is used to select which routing table to use for forwarding.

**Correct Answer:** A

**Section:** (none)

**Explanation**

**Explanation/Reference:**

Explanation:

### QUESTION 3

Which J-Web tab do you use to add licenses to the device?

- A. "Configure"
- B. "Troubleshoot"

- C. "Monitor"
- D. "Maintain"

**Correct Answer:** D

**Section:** (none)

**Explanation**

**Explanation/Reference:**

Explanation:

#### **QUESTION 4**

A network administrator wants to verify the active alarms on interface so-0/0/0.0.

Which command displays this information?

- A. show interfaces alarms
- B. show interfaces terse
- C. show alarms extensive
- D. show interfaces extensive

**Correct Answer:** D

**Section:** (none)

**Explanation**

**Explanation/Reference:**

Explanation:

#### **QUESTION 5**

Which command is used to display all output at once?

- A. show interfaces | all
- B. show interfaces | no-more
- C. show interfaces | hold
- D. show interfaces | display-all

**Correct Answer:** B

**Section:** (none)

**Explanation**

**Explanation/Reference:**

Explanation:

**QUESTION 6**

What represents the binary equivalence of 207?

- A. 11001111
- B. 11101011
- C. 11010111
- D. 11010101

**Correct Answer:** A

**Section:** (none)

**Explanation**

**Explanation/Reference:**

Explanation:

**QUESTION 7**

You have been allocated a 192.168.100.0/22 network.

How many usable hosts are available?

- A. 510
- B. 512
- C. 1022
- D. 1024

**Correct Answer:** C

**Section:** (none)

**Explanation**

**Explanation/Reference:**

Explanation:

**QUESTION 8**

What represents the decimal equivalence of 11100101?

- A. 5
- B. 93
- C. 177
- D. 229

**Correct Answer:** D

**Section:** (none)

**Explanation**

**Explanation/Reference:**

Explanation:

#### **QUESTION 9**

What does the command show | compare rollback 1 display?

- A. the difference between the current candidate configuration and the candidate configuration from one commit ago
- B. the difference between the current active configuration and the current candidate configuration
- C. the difference between the current active configuration and the active configuration from one commit ago
- D. the difference between the current candidate configuration and the archived configuration from one commit ago

**Correct Answer:** D

**Section:** (none)

**Explanation**

**Explanation/Reference:**

Explanation:

#### **QUESTION 10**

Which user authentication method is supported by the Junos OS as a last resort alternative?

- A. TACACS+
- B. RADIUS
- C. local user database
- D. enable password

**Correct Answer:** C

**Section:** (none)

**Explanation****Explanation/Reference:**

Explanation:

**QUESTION 11**

Which statement is true about the forwarding plane?

- A. The forwarding plane is the intelligence of the platform.
- B. The forwarding plane is based on an X86 architecture.
- C. The forwarding plane maintains the routing tables, bridging table, and primary forwarding table.
- D. The forwarding plane implements policers, stateless firewall filters, and class of service.

**Correct Answer:** D

**Section:** (none)

**Explanation****Explanation/Reference:**

Explanation:

**QUESTION 12**

Which command do you use as a valid way to view the PICs within a router as well as the PICs' serial numbers?

- A. show chassis hardware
- B. show chassis interfaces
- C. show chassis pic
- D. show chassis inventory

**Correct Answer:** A

**Section:** (none)

**Explanation****Explanation/Reference:**

Explanation:

**QUESTION 13**

Random early detection (RED) is associated with which class of service component?

- A. Classification
- B. Policing
- C. Queuing
- D. Scheduling

**Correct Answer:** D

**Section:** (none)

**Explanation**

**Explanation/Reference:**

Explanation:

#### QUESTION 14

Which two statements are true regarding an Ethernet collision domain? (Choose two.)

- A. If a switch is used, the collision domain is limited to each device and the switch.
- B. If a hub is used, the collision domain is limited to each device and the hub.
- C. If a hub is used, the collision domain includes all devices connected to the hub.
- D. If a switch is used, the collision domain includes all devices connected to the switch.

**Correct Answer:** AC

**Section:** (none)

**Explanation**

**Explanation/Reference:**

Explanation:

#### QUESTION 15

When considering the default behavior of Junos platforms, which statement is true about archiving configurations?

- A. A system log message is generated, confirming the transfer attempt.
- B. The destination filename format can be altered by configuration.
- C. The frequency the system archives the configuration cannot be changed.
- D. An archive log is created to track transfer attempts, both failed and successful.

**Correct Answer:** A

**Section:** (none)

**Explanation**

**Explanation/Reference:**

Explanation:

**QUESTION 16**

Which statement is true regarding the Junos OS?

- A. All platforms running the Junos OS have identical factory-default configurations.
- B. All platforms running the Junos OS use the IP2 processor for longest-match lookup.
- C. All platforms running the Junos OS use the same source code base.
- D. All platforms running the Junos OS use FXP1 for communication between control and forwarding planes.

**Correct Answer: C**

**Section: (none)**

**Explanation**

**Explanation/Reference:**

Explanation:

**QUESTION 17**

Which statement is true regarding the forwarding plane?

- A. The forwarding plane is contained within the Routing Engine (RE).
- B. The forwarding plane processes and evaluates exception traffic.
- C. The forwarding plane contains the Packet Forwarding Engine (PFE).
- D. The forwarding plane is not present on all platforms running the Junos OS.

**Correct Answer: C**

**Section: (none)**

**Explanation**

**Explanation/Reference:**

Explanation:

**QUESTION 18**

Which CLI command do you use to determine which files are cleanup candidates?

- A. Request system storage cleanup candidates



- B. Request system services storage candidates
- C. Request system services candidate cleanup
- D. Request system storage cleanup dry-run

**Correct Answer:** D

**Section:** (none)

**Explanation**

**Explanation/Reference:**

Explanation:

## QUESTION 19

Which network mask is the equivalent of 255.255.248.0?

- A. /20
- B. /21
- C. /22
- D. /23

**Correct Answer:** B

**Section:** (none)

**Explanation**

**Explanation/Reference:**

Explanation:

## QUESTION 20

Which login class permission will allow a user to use the telnet utility?

- A. Network permission
- B. Maintenance permission
- C. Supervisor permission
- D. Shell permission

**Correct Answer:** A

**Section:** (none)

**Explanation**

**Explanation/Reference:**

Explanation:

**QUESTION 21**

Which command do you issue to upgrade the current software on Junos devices?

- A. request system software replace
- B. request system software install
- C. request system software add
- D. request system software upgrade

**Correct Answer:** C

**Section:** (none)

**Explanation**

**Explanation/Reference:**

Explanation:

**QUESTION 22**

Which statement is true about terms in a policy?

- A. A single term can be applied to a protocol or interface, independent of the policy.
- B. Once configured, terms within a policy cannot be reordered.
- C. The name of a term is limited to five characters.
- D. A from statement is optional in a term.

**Correct Answer:** D

**Section:** (none)

**Explanation**

**Explanation/Reference:**

Explanation:

**QUESTION 23**

What is the decimal equivalent of 10101010?

- A. 182
- B. 180

- C. 172
- D. 170

**Correct Answer:** D

**Section:** (none)

**Explanation**

**Explanation/Reference:**

Explanation:

#### **QUESTION 24**

Two devices on an Ethernet segment sent frames at the same time causing a collision.

Which two statements are true? (Choose two.)

- A. Both devices stop transmitting, wait a random period of time, verify the wire is idle, and re- transmit.
- B. The device with the lowest MAC address is permitted to retransmit first.
- C. The device with the lowest MAC address sends a jam signal to notify all other devices of the collision.
- D. Both devices send a jam signal to notify all other devices of the collision.

**Correct Answer:** AD

**Section:** (none)

**Explanation**

**Explanation/Reference:**

Explanation:

#### **QUESTION 25**

You issue the command telnet interface ge-1/1/0 10.10.10.1 source 192.168.100.1 bypass-routing.

Which statement is correct?

- A. The bypass-routing parameter is ignored when using private IP addressing.
- B. The telnet session will have the source IP address 10.10.10.1.
- C. The telnet session will connect to the neighboring device's interface ge-1/1/0.
- D. Return traffic for the telnet session might not arrive at interface ge-1/1/0.

**Correct Answer:** D

**Section:** (none)

**Explanation****Explanation/Reference:**

Explanation:

**QUESTION 26**

Which statement is true regarding the Junos OS?

- A. Each process runs in its own protected memory space ensuring that one process cannot directly interfere with another.
- B. Processes share memory space but use separate ASICs so that one process cannot directly interfere with another.
- C. A central processor called the IP2 Chip dynamically assigns memory as process needs fluctuate.
- D. The memory management daemon (mmd) is responsible for allocating new memory for processes as they request it.

**Correct Answer:** A

**Section:** (none)

**Explanation****Explanation/Reference:**

Explanation:

**QUESTION 27**

Which two statements apply when a user has entered private configuration mode by typing configure private? (Choose two.)

- A. All users have their own active configuration.
- B. All users have their own private candidate configuration.
- C. When a user commits, all nonconflicting changes made by all users are committed.
- D. When a user commits, only the user's own changes are committed.

**Correct Answer:** BD

**Section:** (none)

**Explanation****Explanation/Reference:**

Explanation:

**QUESTION 28**

What is the default SNMP permission level on Junos devices?

- A. read
- B. read-write
- C. read-only
- D. write

**Correct Answer:** C

**Section:** (none)

**Explanation**

**Explanation/Reference:**

Explanation:

## QUESTION 29

Which two statements are true of a network mask? (Choose two.)

- A. A subnet mask specifies the portion of an IP address that is in a binary format.
- B. A subnet mask specifies the portion of an IP address that is in a decimal format.
- C. A subnet mask specifies the portion of an IP address that represents a network prefix.
- D. A subnet mask specifies the portion of an IP address that represents network hosts.

**Correct Answer:** CD

**Section:** (none)

**Explanation**

**Explanation/Reference:**

Explanation:

## QUESTION 30

Which statement is true regarding the Junos OS?

- A. The Junos kernel is based on the Solaris operating system.
- B. The Junos kernel is based on the GNU Zebra operating system.
- C. The Junos kernel is completely original and not based on any other operating system.
- D. The Junos kernel is based on the FreeBSD UNIX operating system.

**Correct Answer:** D

**Section:** (none)

**Explanation**

**Explanation/Reference:**

Explanation:

**QUESTION 31**

How can you verify that you have correctly configured SSH access to your Junos device?

- A. user@router# show system services
- B. user@router> show configuration services
- C. user@router# show configuration system services
- D. user@router# show system login

**Correct Answer:** A

**Section:** (none)

**Explanation**

**Explanation/Reference:**

Explanation:

**QUESTION 32**

Which statement is true regarding the password-recovery process?

- A. You must have a console connection.
- B. You cannot set the console port to an insecure mode.
- C. You must press the Enter key so that you can boot into single-user mode.
- D. When prompted to enter the full pathname of the shell, you must press the Enter key.

**Correct Answer:** A

**Section:** (none)

**Explanation**

**Explanation/Reference:**

Explanation:

**QUESTION 33**

You are at the top of the hierarchy and must configure OSPF on interface so-0/0/0 unit 100.

Which two achieve this result? (Choose two.)

- A. set protocols  
set ospf area 0  
set interface so-0/0/0.100
- B. set protocols ospf area 0 interface so-0/0/0.100
- C. edit protocols ospf interface so-0/0/0.100
- D. edit protocols ospf area 0  
set interface so-0/0/0.100

**Correct Answer:** BD

**Section:** (none)

**Explanation**

**Explanation/Reference:**

Explanation:

#### **QUESTION 34**

Which statement describes an advantage of dynamic routing?

- A. Dynamic routing provides redundant IP addresses for end-user devices, unlike static routing.
- B. Dynamic routing requires no initial user configuration, unlike static routing.
- C. Dynamic routing provides DNS services along with IP connectivity; static routing does not.
- D. Dynamic routing typically requires less time to implement than static routing in a large network.

**Correct Answer:** D

**Section:** (none)

**Explanation**

**Explanation/Reference:**

Explanation:

#### **QUESTION 35**

Which statement is true about the forwarding plane?

- A. It uses ASICs for increased performance.
- B. It is the intelligence of the platform.
- C. It maintains the routing tables.
- D. It is based on an x86 architecture.

**Correct Answer:** A

**Section:** (none)

**Explanation**

**Explanation/Reference:**

Explanation:

### **QUESTION 36**

Which two can be used to create and apply an export policy that advertises static routes to RIP neighbors? (Choose two.)

- A. set protocols rip export demo
- B. edit policy-options policy-statement demo  
set term 1 from protocol static  
set term 1 then accept
- C. edit policy-options policy-statement demo  
set term 1 from protocol static accept
- D. set protocols rip group internal export demo

**Correct Answer:** BD

**Section:** (none)

**Explanation**

**Explanation/Reference:**

Explanation:

### **QUESTION 37**

By default, which character indicates the configuration mode prompt?

- A. #
- B. >
- C. \$
- D. %

**Correct Answer:** A

**Section:** (none)

**Explanation**

**Explanation/Reference:**



Explanation:

## QUESTION 38

Which protocol creates a complete database of the network topology prior to calculating the optimal route?

- A. BGP
- B. PIM
- C. OSPF
- D. RIP

**Correct Answer: C**

**Section: (none)**

**Explanation**

**Explanation/Reference:**

Explanation:

## QUESTION 39

Which two statements are correct about Layer 2 broadcast frames? (Choose two.)

- A. Layer 2 broadcast frames are processed by all devices on the same VLAN.
- B. Layer 2 broadcast frames are discarded by routers that connect to multiple VLANs.
- C. Layer 2 broadcast frames are relayed by routers to all connected VLANs.
- D. Layer 2 broadcast frames are relayed by switches to devices on the same VLAN.

**Correct Answer: AD**

**Section: (none)**

**Explanation**

**Explanation/Reference:**

Explanation:

## QUESTION 40

Which three user authentication methods are supported by the Junos OS? (Choose three.)

- A. RADIUS
- B. CHAP

- C. local user database
- D. TACACS+
- E. PAP

**Correct Answer:** ACD

**Section:** (none)

**Explanation**

**Explanation/Reference:**

Explanation:

#### **QUESTION 41**

You are modifying the default route preference under the [edit protocols] hierarchy.

In which two routing information sources can you change the default preference value? (Choose two.)

- A. local
- B. OSPF
- C. direct
- D. BGP

**Correct Answer:** BD

**Section:** (none)

**Explanation**

**Explanation/Reference:**

Explanation:

#### **QUESTION 42**

You have received a default route through BGP from your ISP and you want to redistribute it into OSPF.

Which method will accomplish this?

- A. Apply an export policy to OSPF that exports the default route.
- B. Apply an import policy to OSPF that imports the default route.
- C. Apply the default-network command to OSPF.
- D. Apply the redistribute-igp command to BGP.

**Correct Answer:** A

**Section:** (none)

**Explanation**

**Explanation/Reference:**

Explanation:

#### **QUESTION 43**

You have a network containing 120 routers. You must establish and maintain connectivity between the loopback interfaces of all routers. Because of the critical services using the network, you need redundancy and fast failover.

Which routing protocol should you use in this scenario?

- A. OSPF
- B. RIP
- C. BGP
- D. static

**Correct Answer:** A

**Section:** (none)

**Explanation**

**Explanation/Reference:**

Explanation:

#### **QUESTION 44**

By default, what are three valid routing tables? (Choose three.)

- A. inet.0
- B. inet4.0
- C. inet.6
- D. inet6.0
- E. inet.3

**Correct Answer:** ADE

**Section:** (none)

**Explanation**

**Explanation/Reference:**

Explanation:

#### QUESTION 45

Which three steps are part of the root password recovery process? (Choose three.)

- A. Reboot the device.
- B. Run the recovery script.
- C. Reset the root password.
- D. Reset the user passwords.
- E. Load factory-default configuration.

**Correct Answer:** ABC

**Section:** (none)

**Explanation**

**Explanation/Reference:**

Explanation:

#### QUESTION 46

What represents the decimal equivalence of 01101110?

- A. 90
- B. 96
- C. 110
- D. 118

**Correct Answer:** C

**Section:** (none)

**Explanation**

**Explanation/Reference:**

Explanation:

#### QUESTION 47

During a password recovery, what is the next step after configuring the system to boot into single- user mode?

- A. Reset the root password.

- B. Press the space bar.
- C. Type recovery.
- D. Press the "Enter" key.

**Correct Answer:** C

**Section:** (none)

**Explanation**

**Explanation/Reference:**

Explanation:

#### **QUESTION 48**

What are two purposes of a forwarding class? (Choose two.)

- A. to identify traffic that should be dropped
- B. to classify traffic
- C. to identify traffic that should receive common treatment
- D. to assign traffic to output queues

**Correct Answer:** CD

**Section:** (none)

**Explanation**

**Explanation/Reference:**

Explanation:

#### **QUESTION 49**

Which three statements are true about terms in a policy? (Choose three.)

- A. The order of the terms in a policy is irrelevant.
- B. The action is specified in a then statement.
- C. Terms are optional in a policy.
- D. The match condition can be identified with a from statement.
- E. A from statement is mandatory in a term.

**Correct Answer:** BCD

**Section:** (none)

**Explanation**

**Explanation/Reference:**

Explanation:

**QUESTION 50**

Which two statements are true about terms in a routing policy? (Choose two.)

- A. A routing policy cannot have more than one term.
- B. If a term does not contain a from statement, all routes match.
- C. If a term does not contain a from statement, the Junos OS will not commit.
- D. A then statement is not mandatory in a term.

**Correct Answer:** BD

**Section:** (none)

**Explanation**

**Explanation/Reference:**

Explanation:

**QUESTION 51**

What is the purpose of a network mask?

- A. It is used in conjunction with the wildcard mask to determine the number of hosts on a network.
- B. It is used to define which parts of the IP address are allocated to host addresses and network prefixes.
- C. It is used to hide subnets from external networks by masking the subnets with NAT.
- D. It is used to differentiate a network as a classful network or a classless network.

**Correct Answer:** B

**Section:** (none)

**Explanation**

**Explanation/Reference:**

Explanation:

**QUESTION 52**

Which configuration causes RIP-learned routes to be advertised to other RIP neighbors?

- A. set protocol rip no-passive

- B. top edit policy-options policy-statement demo  
set term 1 from protocol rip  
set term 1 then accept  
top set protocols rip group internal export demo
- C. set protocols rip advertise in-out
- D. top edit policy-options policy-statement demo  
set term 1 from active routes  
set term 1 then accept  
top set protocols rip group internal export demo

**Correct Answer:** B

**Section:** (none)

**Explanation**

**Explanation/Reference:**

Explanation:

## QUESTION 53

What is the default import routing policy for OSPF?

- A. Accept all OSPF routes and install them into the inet.3 routing table.
- B. Accept all OSPF routes and install them into the inet7.0 routing table.
- C. Accept all OSPF routes and install them into the inet4.0 routing table.
- D. Accept all OSPF routes and install them into the inet.0 routing table.

**Correct Answer:** D

**Section:** (none)

**Explanation**

**Explanation/Reference:**

Explanation:

## QUESTION 54

Which two characteristics describe the UDP protocol? (Choose two.)

- A. limited error checking
- B. defined timers
- C. no recovery mechanisms

D. three-way handshake

**Correct Answer:** AC

**Section:** (none)

**Explanation**

**Explanation/Reference:**

Explanation:

#### **QUESTION 55**

How do you ping from configuration mode?

- A. [edit interfaces]  
user@router# run ping 1.1.1.1
- B. [edit interfaces]  
user@router# ping 1.1.1.1
- C. [edit interfaces]  
user@router# up ping 1.1.1.1
- D. [edit interfaces]  
user@router# exit ping 1.1.1.1

**Correct Answer:** A

**Section:** (none)

**Explanation**

**Explanation/Reference:**

Explanation:

#### **QUESTION 56**

Which statement is true about routing tables on a Junos device?

- A. They purge any routes not selected as active routes.
- B. They exist in two places: the Routing Engine and the Packet Forwarding Engine.
- C. They are exclusively designed to handle dynamic routing protocols.
- D. They populate the forwarding table.

**Correct Answer:** D

**Section:** (none)

**Explanation**



**Explanation/Reference:**

Explanation:

**QUESTION 57**

Which statement is true regarding the Junos OS?

- A. All platforms running the Junos OS separate the functions of learning and flooding.
- B. All platforms running the Junos OS separate the functions of control and forwarding.
- C. All platforms running the Junos OS separate the functions of routing and bridging.
- D. All platforms running the Junos OS separate the functions of management and routing.

**Correct Answer:** B

**Section:** (none)

**Explanation**

**Explanation/Reference:**

Explanation:

**QUESTION 58**

A network administrator would like to view detailed interface status, properties, statistics, errors, and CoS packet counters.

Which operational command will display this information?

- A. show interfaces extensive
- B. show interfaces
- C. show configuration interfaces
- D. show interface status

**Correct Answer:** A

**Section:** (none)

**Explanation**

**Explanation/Reference:**

Explanation:

**QUESTION 59**

On which operating system is the Junos OS based?

- A. ScreenOS
- B. Solaris
- C. FreeBSD
- D. HP-UX

**Correct Answer:** C

**Section:** (none)

**Explanation**

**Explanation/Reference:**

Explanation:

#### QUESTION 60

Which two statements are true regarding the role of the Routing Engine (RE)? (Choose two.)

- A. The RE controls and monitors the chassis.
- B. The RE manages the Packet Forwarding Engine (PFE).
- C. The RE receives a copy of the forwarding table from the forwarding plane.
- D. The RE implements class of service (COS).

**Correct Answer:** AB

**Section:** (none)

**Explanation**

**Explanation/Reference:**

Explanation:

#### QUESTION 61

You accidentally configured interface so-0/0/0.0 with 1.1.1.1/32 instead of 1.1.1.1/30.

Which two solutions could you use to correct this configuration? (Choose two.)

- A. [edit interfaces so-0/0/0.0]  
user@router# replace family inet address 1.1.1.1/32 with 1.1.1.1/30
- B. [edit interfaces so-0/0/0.0]  
user@router# rename family inet address 1.1.1.1/32 to address 1.1.1.1/30
- C. [edit]

user@router# replace interface so-0/0/0.0 family inet address 1.1.1.1/32 with address 1.1.1.1/30

D. [edit interfaces so-0/0/0.0]

user@router# delete family inet address

user@router# set family inet address 1.1.1.1/30

**Correct Answer:** BD

**Section:** (none)

**Explanation**

**Explanation/Reference:**

Explanation:

### QUESTION 62

Which two commands will successfully create ping traffic? (Choose two.)

A. user@router# ping 10.10.10.1

B. user@router# run ping 10.10.10.1

C. user@router> ping 10.10.10.1

D. user@router> request ping 10.10.10.1

**Correct Answer:** BC

**Section:** (none)

**Explanation**

**Explanation/Reference:**

Explanation:

### QUESTION 63

What are two valid actions for a routing policy? (Choose two.)

A. discard

B. next policy

C. accept

D. ignore

**Correct Answer:** BC

**Section:** (none)

**Explanation**

**Explanation/Reference:**

Explanation:

**QUESTION 64**

Which statement describes an advantage of dynamic routing?

- A. Dynamic routing is typically more scalable when compared to static routing.
- B. Unlike static routing, dynamic routing requires no initial user configuration.
- C. Unlike static routing, dynamic routing provides redundant IP addresses for end-user devices.
- D. Dynamic routing provides DNS services along with IP connectivity, whereas static routing does not.

**Correct Answer:** A

**Section:** (none)

**Explanation**

**Explanation/Reference:**

Explanation:

**QUESTION 65**

There are three static routes in the routing table that need to be announced to your OSPF peers.

Which method is used to accomplish this?

- A. Apply an import policy to OSPF that injects the static routes into OSPF.
- B. Apply an import policy to the static routes that injects the static routes into OSPF.
- C. Apply an export policy to the static routes that injects the static routes into OSPF.
- D. Apply an export policy to OSPF that injects the static routes into OSPF.

**Correct Answer:** D

**Section:** (none)

**Explanation**

**Explanation/Reference:**

Explanation:

**QUESTION 66**

When using the monitor traffic command on Junos devices, which UNIX-based utility is accessed?

- A. snoop
- B. tcpdump
- C. monitor
- D. tail

**Correct Answer:** B

**Section: (none)**

**Explanation**

**Explanation/Reference:**

Explanation:

## QUESTION 67

Which two login-class permissions could permit a user to view the system hierarchy of the active configuration? (Choose two.)

- A. system permission
- B. view-configuration permission
- C. network permission
- D. super-user permission

**Correct Answer:** AB

**Section: (none)**

**Explanation**

**Explanation/Reference:**

Explanation:

## QUESTION 68

You have just issued the command `user@router# save current.conf`.

Assuming the default settings, where in the file system is `current.conf` saved?

- A. `/var/tmp/`
- B. `/var/config/saved/`
- C. `/var/home/user/`
- D. `/config/`

**Correct Answer:** C

**Section:** (none)

**Explanation**

**Explanation/Reference:**

Explanation:

#### **QUESTION 69**

Which statement is true regarding the Network Time Protocol (NTP) on Junos devices?

- A. MD5 authentication is supported by the Junos OS.
- B. Server mode is not supported by the Junos OS.
- C. The Junos OS can provide a primary time reference.
- D. The Junos OS does not support the use of a boot server.

**Correct Answer:** A

**Section:** (none)

**Explanation**

**Explanation/Reference:**

Explanation:

#### **QUESTION 70**

You have been asked to configure your MX240 with a default route toward your upstream ISP at IP address 192.168.100.1.

Which command successfully completes this task?

- A. user@router# set routing-options static route 0.0.0.0/0 next-hop 192.168.100.1
- B. user@router# set routing-options default route 0.0.0.0/0 next-hop 192.168.100.1
- C. user@router# set forwarding-options static route 0.0.0.0/0 next-hop 192.168.100.1
- D. user@router# set protocols default route 0.0.0.0/0 next-hop 192.168.100.1

**Correct Answer:** A

**Section:** (none)

**Explanation**

**Explanation/Reference:**

Explanation:

### QUESTION 71

The IP address 192.168.100.1 belongs to which class of IP address space?

- A. Class A
- B. Class B
- C. Class C
- D. Class D

**Correct Answer:** C

**Section:** (none)

**Explanation**

**Explanation/Reference:**

Explanation:

### QUESTION 72

How do you write the current candidate configuration to the permanent storage media?

- A. [edit]  
user@router# save /var/tmp/current.conf
- B. [edit]  
user@router# write /var/tmp/current.conf
- C. [edit]  
user@router# commit /var/tmp/current.conf
- D. [edit]  
user@router# dump /var/tmp/current.conf

**Correct Answer:** A

**Section:** (none)

**Explanation**

**Explanation/Reference:**

Explanation:

### QUESTION 73

You issue the ping interface t1-1/1/0 1.1.1.1 bypass-routing count 1000 rapid command.

Which statement is correct?

- A. The count parameter creates a counter that you can view with the show firewall command.
- B. The count parameter allows the router to count the number of pings for logging purposes.
- C. The count parameter allows the router to pause for 1000 seconds before sending out a ping.
- D. The count parameter allows the router to send out 1000 pings and then stop.

**Correct Answer:** D

**Section:** (none)

**Explanation**

**Explanation/Reference:**

Explanation:

#### QUESTION 74

What must be configured prior to the first commit after factory defaults are loaded?

- A. root authentication
- B. default gateway
- C. host name
- D. management services

**Correct Answer:** A

**Section:** (none)

**Explanation**

**Explanation/Reference:**

Explanation:

#### QUESTION 75

You have been asked to configure a login class that will permit its users to view and edit the configuration. The class should allow a user to view the entire configuration, but only to edit the interfaces, routing-options, and protocols hierarchies.

Which configuration accomplishes this login class?

- A. permissions [ view-configuration clear network view ]; allow-configuration "(interfaces) | (routing-options) | (policy-options) | (protocols)";
- B. permissions [ view-configuration clear network view ]; allow-commands "(configure)";
- C. permissions [ view-configuration clear network view ]; allow-commands "(configure)";  
allow-configuration "(interfaces) | (routing-options) | (protocols)";



- D. permissions [ clear network view ];  
allow-commands "(configure)";  
allow-configuration "(interfaces) | (routing-options) | (protocols)";

**Correct Answer:** C

**Section:** (none)

**Explanation**

**Explanation/Reference:**

Explanation:

#### **QUESTION 76**

Which two statements are true about the rescue configuration file? (Choose two.)

- A. It must include a root password.
- B. It is rollback file number 50, and you can recover it by issuing rollback 50.
- C. It is created by issuing request system configuration rescue save.
- D. It is updated automatically when you commit.

**Correct Answer:** AC

**Section:** (none)

**Explanation**

**Explanation/Reference:**

Explanation:

#### **QUESTION 77**

Which account is used to access a Junos device in factory-default configuration?

- A. Root
- B. Admin
- C. Juniper
- D. User

**Correct Answer:** A

**Section:** (none)

**Explanation**

**Explanation/Reference:**

Explanation:

## QUESTION 78

You have been assigned the 66.96.130.0/24 network and need to segment it into at least 60 subnets.

Which network mask meets this requirement?

- A. /27
- B. /28
- C. /29
- D. /30

**Correct Answer:** D

**Section:** (none)

**Explanation**

**Explanation/Reference:**

Explanation:

## QUESTION 79

What represents the binary equivalence of 96?

- A. 11010100
- B. 01100000
- C. 11010000
- D. 11101010

**Correct Answer:** B

**Section:** (none)

**Explanation**

**Explanation/Reference:**

Explanation:

## QUESTION 80

Which command will delete the current rescue configuration?

- A. user@router# system delete configuration rescue

- B. user@router> request system configuration rescue delete
- C. user@router# delete rescue configuration
- D. user@router> file delete rescue-configuration

**Correct Answer: B**

**Section: (none)**

**Explanation**

**Explanation/Reference:**

Explanation:

### QUESTION 81

-- Exhibit --

user@router> show route

inet.0: 9 destinations, 9 routes (9 active, 0 holddown, 0 hidden)

+ = Active Route, - = Last Active, \* = Both

10.10.10.91/32 \*[Direct/0] 00:09:40

> via lo0.0

10.10.10.92/32 \*[OSPF/10] 00:01:50, metric 1

> to 172.16.1.2 via ge-0/0/2.0

100.100.1.0/24 \*[Static/5] 00:01:50

Reject

172.16.1.0/24 \*[Direct/0] 00:06:09

> via ge-0/0/2.0

172.16.1.1/32 \*[Local/0] 00:06:09

Local via ge-0/0/2.0

192.168.0.0/16 \*[Aggregate/130] 00:00:06

Reject

192.168.0.0/17 \*[Aggregate/130] 00:00:06

> to 172.16.1.2 via ge-0/0/2.0

192.168.50.0/24 \*[Static/5] 00:00:06

> to 172.16.1.2 via ge-0/0/2.0

192.168.51.0/24 \*[Static/5] 00:00:06

> to 172.16.1.2 via ge-0/0/2.0

user@router> show configuration policy-options

policy-statement demo {

term 1 {

from {

protocol static;

route-filter 192.168.0.0/16 orlonger accept;

}

then accept;

}

}

user@router> show configuration protocols ospf

export demo;

area 0.0.0.0 {

interface ge-0/0/2.0;

}

-- Exhibit --

Given the configuration and routing table shown in the exhibit, which routes will be advertised to OSPF neighbors because of the demo policy?

- A. 192.168.0.0/16 only
- B. 192.168.50.0/24 only
- C. 192.168.50.0/24 and 192.168.51.0/24
- D. 192.168.0.0/17, 192.168.50.0/24, and 192.168.51.0/24

**Correct Answer:** C

**Section:** (none)

**Explanation**

**Explanation/Reference:**

Explanation:

#### **QUESTION 82**

Which three protocols use UDP as a transport protocol by default? (Choose three.)

- A. HTTP
- B. TFTP
- C. DNS
- D. SNMP
- E. SMTP

**Correct Answer:** BCD

**Section:** (none)

**Explanation**

**Explanation/Reference:**

Explanation:

#### **QUESTION 83**

You have been asked to develop an application that uses only connection-oriented protocols.

Which two protocols can you use? (Choose two.)

- A. PPP
- B. UDP

- C. TCP
- D. ICMP

**Correct Answer:** AC

**Section:** (none)

**Explanation**

**Explanation/Reference:**

Explanation:

#### **QUESTION 84**

What are three valid match criteria in a firewall filter applied to a Layer 3 interface? (Choose three.)

- A. IP address
- B. MAC address
- C. Protocol
- D. Port
- E. Session ID

**Correct Answer:** ACD

**Section:** (none)

**Explanation**

**Explanation/Reference:**

Explanation:

#### **QUESTION 85**

Which command displays the amount of space available on the storage media?

- A. show chassis routing-engine
- B. show system file-storage
- C. file list
- D. show system storage

**Correct Answer:** D

**Section:** (none)

**Explanation**

**Explanation/Reference:**

Explanation:

**QUESTION 86**

What are two reasons why a route might be hidden? (Choose two.)

- A. route preference
- B. routing loop
- C. invalid next hop
- D. routing policy

**Correct Answer:** CD

**Section:** (none)

**Explanation**

**Explanation/Reference:**

Explanation:

**QUESTION 87**

Which CLI keyboard sequence allows you to move the cursor to the beginning of the line?

- A. Ctrl+e
- B. Ctrl+p
- C. Ctrl+w
- D. Ctrl+a

**Correct Answer:** D

**Section:** (none)

**Explanation**

**Explanation/Reference:**

Explanation:

**QUESTION 88**

Which command will display only direct routes?

- A. show route
- B. show route inet.0 direct

- C. show ip route direct
- D. show route protocol direct

**Correct Answer:** D

**Section:** (none)

**Explanation**

**Explanation/Reference:**

Explanation:

#### **QUESTION 89**

You configured an interface with an IP address and committed the change. You then committed a change that added an exception in a firewall filter to allow this network through the filter. You realize that this work was done on the wrong router.

How do you undo all these changes?

- A. rollback 2
- B. rollback 1
- C. rollback 0
- D. rollback 3

**Correct Answer:** A

**Section:** (none)

**Explanation**

**Explanation/Reference:**

Explanation:

#### **QUESTION 90**

What represents the binary equivalence of 148?

- A. 10010110
- B. 11010010
- C. 10011100
- D. 10010100

**Correct Answer:** D

**Section:** (none)

**Explanation**



**Explanation/Reference:**

Explanation:

**QUESTION 91**

What are three terminating actions for firewall filters? (Choose three.)

- A. reject
- B. drop
- C. permit
- D. accept
- E. discard

**Correct Answer:** ADE

**Section:** (none)

**Explanation**

**Explanation/Reference:**

Explanation:

**QUESTION 92**

Which three functions are available under the "Maintain" tab of J-Web? (Choose three.)

- A. download and delete log files
- B. view real-time statistics of interfaces
- C. reboot the system
- D. view and add licenses
- E. edit security settings

**Correct Answer:** ACD

**Section:** (none)

**Explanation**

**Explanation/Reference:**

Explanation:

**QUESTION 93**

Which statement is true regarding the Junos OS?

- A. All platforms running the Junos OS use the same source code base.
- B. All platforms running the Junos OS use the same PFE.
- C. All platforms running the Junos OS use a hard drive to optimize syslog data storage.
- D. All platforms running the Junos OS use a separate process with protected memory space for each routing protocol.

**Correct Answer:** A

**Section:** (none)

**Explanation**

**Explanation/Reference:**

Explanation:

#### **QUESTION 94**

For the interface ge-1/2/3.4, what does the "ge" represent?

- A. Gigabit Ethernet
- B. SONET/SDH
- C. Aggregated Ethernet
- D. GRE

**Correct Answer:** A

**Section:** (none)

**Explanation**

**Explanation/Reference:**

Explanation:

#### **QUESTION 95**

Which two fields are found in an Ethernet frame header? (Choose two.)

- A. TTL
- B. flags
- C. checksum
- D. type

**Correct Answer:** CD

**Section:** (none)

**Explanation****Explanation/Reference:**

Explanation:

**QUESTION 96**

Which statement is true about the forwarding table?

- A. The forwarding table is stored in the control plane only.
- B. The forwarding table is stored in the control plane and in the forwarding plane.
- C. The forwarding table contains both active and inactive routes.
- D. The forwarding table can contain only a single next hop per destination.

**Correct Answer:** B

**Section:** (none)

**Explanation****Explanation/Reference:**

Explanation:

**QUESTION 97**

You must segment your internal 192.168.1.0/24 network into a minimum of 12 subnets, each containing a minimum of 12 hosts.

Which network mask do you use?

- A. /26
- B. /27
- C. /28
- D. /29

**Correct Answer:** C

**Section:** (none)

**Explanation****Explanation/Reference:**

Explanation:

**QUESTION 98**

Which two protocols use UDP as a transport protocol by default? (Choose two.)

- A. Telnet
- B. ICMP
- C. DHCP
- D. RIP

**Correct Answer:** CD

**Section:** (none)

**Explanation**

**Explanation/Reference:**

Explanation:

## QUESTION 99

Your network administrator has asked you to view the real-time interface usage on ge-0/0/0.

Which command would be used?

- A. Monitor interface ge-0/0/0
- B. Traceoptions interface ge-0/0/0
- C. Debug interface ge-0/0/0
- D. Monitor usage ge-0/0/0

**Correct Answer:** A

**Section:** (none)

**Explanation**

**Explanation/Reference:**

Explanation:

## QUESTION 100

Which command do you use to show active alarms?

- A. show hardware state
- B. show system alarms
- C. show chassis state
- D. show services alarms

**Correct Answer:** B

**Section:** (none)

**Explanation**

**Explanation/Reference:**

Explanation:

#### **QUESTION 101**

Which statement is true about the routing table?

- A. The routing table exists in the control plane only.
- B. The routing table exists in the control plane and in the forwarding plane.
- C. The routing table contains both active and inactive routes.
- D. The routing table is stored on compact flash.

**Correct Answer:** A

**Section:** (none)

**Explanation**

**Explanation/Reference:**

Explanation:

#### **QUESTION 102**

What is the default route preference value for EBGP?

- A. 20
- B. 100
- C. 170
- D. 200

**Correct Answer:** C

**Section:** (none)

**Explanation**

**Explanation/Reference:**

Explanation:

#### **QUESTION 103**

What are three benefits of class of service? (Choose three.)

- A. It can make a slow network faster.
- B. It can prioritize latency-sensitive traffic.
- C. It can eliminate congestion.
- D. It can control congestion.
- E. It can allocate bandwidth for different classes of traffic.

**Correct Answer:** BDE

**Section:** (none)

**Explanation**

**Explanation/Reference:**

Explanation:

#### QUESTION 104

Which two statements are true regarding trace options on Junos devices? (Choose two.)

- A. You can see the contents of the log file by entering the show log <filename> command.
- B. Trace options will send information to your screen automatically.
- C. Trace options are limited to one protocol at a time.
- D. The file name and a set of flags may be specified when enabling traceoptions.

**Correct Answer:** AD

**Section:** (none)

**Explanation**

**Explanation/Reference:**

Explanation:

#### QUESTION 105

What is the default protocol preference for OSPF internal routes?

- A. 10
- B. 15
- C. 150
- D. 160

**Correct Answer:** A

**Section:** (none)

**Explanation**

**Explanation/Reference:**

Explanation:

#### **QUESTION 106**

Which two commands would you use to view OSPF routes? (Choose two.)

- A. show ip route ospf
- B. show ospf routes
- C. show route protocol ospf
- D. show route

**Correct Answer:** CD

**Section:** (none)

**Explanation**

**Explanation/Reference:**

Explanation:

#### **QUESTION 107**

By default, which character indicates the UNIX shell prompt?

- A. #
- B. >
- C. \$
- D. %

**Correct Answer:** D

**Section:** (none)

**Explanation**

**Explanation/Reference:**

Explanation:

#### **QUESTION 108**

How do you save the current candidate configuration in the set format to permanent storage media?

- A. [edit] user@router# show | set | save /var/tmp/current.conf
- B. [edit] user@router# show | compare set | save /var/tmp/current.conf
- C. [edit] user@router# save /var/tmp/current.conf | display set
- D. [edit] user@router# show | display set | save /var/tmp/current.conf

**Correct Answer:** D

**Section:** (none)

**Explanation**

**Explanation/Reference:**

Explanation:

## QUESTION 109

You have been asked to use a 23-bit network mask to segment the network block 209.18.12.0.

How many usable host addresses will there be per subnet?

- A. 510
- B. 1022
- C. 2046
- D. 8190

**Correct Answer:** A

**Section:** (none)

**Explanation**

**Explanation/Reference:**

Explanation:

## QUESTION 110

Using the command, user@router# load override latest.conf, where in the file system will the latest.conf be located?

- A. /var/home/user/
- B. /var/config/saved/
- C. /var/tmp/



D. /config/

**Correct Answer:** A

**Section:** (none)

**Explanation**

**Explanation/Reference:**

Explanation:

#### QUESTION 111

Which class-of-service component allows you to define the bandwidth allocated to different traffic types?

- A. classification
- B. rewrite marking
- C. scheduling
- D. queuing

**Correct Answer:** C

**Section:** (none)

**Explanation**

**Explanation/Reference:**

Explanation:

#### QUESTION 112

Which two statements are true about the primary address on an interface? (Choose two.)

- A. It is the address used by default as the local address for broadcast and multicast packets sourced locally and sent out of the interface.
- B. You use the primary address when you have multiple IP addresses belonging to the same subnet on the same interface.
- C. It can be useful for selecting the local address used for packets sent out of unnumbered interfaces when multiple non-127 addresses are configured on the loopback interface.
- D. By default, the primary address on an interface is selected as the numerically highest local address configured on the interface.

**Correct Answer:** AC

**Section:** (none)

**Explanation**

**Explanation/Reference:**

Explanation:

**QUESTION 113**

What is the default export routing policy for EBGp?

- A. Accept all active BGP routes.
- B. Accept all BGP routes.
- C. Accept no routes.
- D. Accept all active IGP routes.

**Correct Answer:** A

**Section:** (none)

**Explanation**

**Explanation/Reference:**

Explanation:

**QUESTION 114**

By default, if equal-cost paths exist for the same destination, which action will the router take?

- A. Drop half the traffic.
- B. Make a copy of the traffic and send it to both destinations.
- C. Load-balance traffic between the available paths.
- D. Randomly select one of the available paths to send traffic.

**Correct Answer:** D

**Section:** (none)

**Explanation**

**Explanation/Reference:**

Explanation:

**QUESTION 115**

What are the usable hosts on the 96.6.128.0/19 network?

- A. 96.6.128.1 through 96.6.143.254
- B. 96.6.128.128 through 96.6.134.254

- C. 96.6.128.0 through 96.6.134.254
- D. 96.6.128.1 through 96.6.159.254

**Correct Answer:** D

**Section:** (none)

**Explanation**

**Explanation/Reference:**

Explanation:

#### **QUESTION 116**

Which statement is true regarding an Ethernet collision domain?

- A. If a router is used, the collision domain includes all devices connected to the router.
- B. If a hub is used, the collision domain is limited to each device and the hub.
- C. If a switch is used, the collision domain is limited to each device and the switch.
- D. If a bridge is used, the collision domain includes all devices connected to the bridge.

**Correct Answer:** C

**Section:** (none)

**Explanation**

**Explanation/Reference:**

Explanation:

#### **QUESTION 117**

What is an advantage of multiple software processes running in the Junos OS?

- A. Each process has its own protected memory space.
- B. Each process is started manually by the user at boot.
- C. All processes are dependent on each other.
- D. Multiple processes allow each routing protocol to be independent.

**Correct Answer:** A

**Section:** (none)

**Explanation**

**Explanation/Reference:**

Explanation:

#### **QUESTION 118**

What is the purpose of a network mask?

- A. It is used to identify the maximum hop count of a subnetwork.
- B. It is used to identify an IP address as either private or public.
- C. It is used to identify the network to which an IP address belongs.
- D. It is used to identify the total number of bits present in an IP address.

**Correct Answer: C**

**Section: (none)**

**Explanation**

**Explanation/Reference:**

Explanation:

#### **QUESTION 119**

What is the decimal equivalent of 00000110?

- A. 2
- B. 4
- C. 6
- D. 11

**Correct Answer: C**

**Section: (none)**

**Explanation**

**Explanation/Reference:**

Explanation:

#### **QUESTION 120**

Which two commands may be used when configuring an IP address for a Gigabit Ethernet interface? (Choose two.)

- A. set interfaces ge-0/0/0.0 address 10.1.1.1/24
- B. set interfaces ge-0/0/0.0 family inet address 10.1.1.1/24

- C. set interfaces ge-0/0/0 unit 0 family inet address 10.1.1.1/24
- D. set interfaces ge-0/0/0 address 10.1.1.1/24

**Correct Answer:** BC

**Section:** (none)

**Explanation**

**Explanation/Reference:**

Explanation:

## QUESTION 121

Which word starts a command to add configuration on a Junos device?

- A. get
- B. set
- C. put
- D. show

**Correct Answer:** B

**Section:** (none)

**Explanation**

**Explanation/Reference:**

Explanation:

## QUESTION 122

What are two valid match criteria for a routing policy? (Choose two.)

- A. OSPF area ID
- B. Prefix list
- C. Port
- D. Time-to-live (TTL)

**Correct Answer:** AB

**Section:** (none)

**Explanation**

**Explanation/Reference:**

Explanation:

### QUESTION 123

What information does the help reference command provide?

- A. A brief description of commands and their default values
- B. The serial number and version number of the device used to open a support case with JTAC
- C. A list of all the active hardware alarms on the device
- D. A display of the current configuration while in operational mode

**Correct Answer:** A

**Section:** (none)

**Explanation**

**Explanation/Reference:**

Explanation:

### QUESTION 124

Which operational mode command can be used to synchronize the local system time with an NTP server?

- A. Set ntp time 64.32.129.3
- B. Set clock ntp 64.32.129.3
- C. Set time 64.32.129.3
- D. Set date ntp 64.32.129.3

**Correct Answer:** D

**Section:** (none)

**Explanation**

**Explanation/Reference:**

Explanation:

### QUESTION 125

What is the default export routing policy for RIP?

- A. Accept all local routes.
- B. Accept all RIP routes.

- C. Accept no routes.
- D. Accept all direct routes.

**Correct Answer:** C

**Section:** (none)

**Explanation**

**Explanation/Reference:**

Explanation:

#### **QUESTION 126**

Which two commands allow you to return to a previous version of software on the device? (Choose two.)

- A. request system software add
- B. request system software downgrade
- C. request system software replace
- D. request system software rollback

**Correct Answer:** AD

**Section:** (none)

**Explanation**

**Explanation/Reference:**

Explanation:

#### **QUESTION 127**

When configuring more than one archival site, which statement is true?

- A. The system will first attempt the transfer using the URL configured last.
- B. The system will transfer the configuration to each archival site.
- C. The system will not transfer to a secondary site unless the previous site fails.
- D. The system will transfer using secure copy protocol (SCP) before attempting FTP.

**Correct Answer:** C

**Section:** (none)

**Explanation**

**Explanation/Reference:**

Explanation:

#### QUESTION 128

The authentication order configuration on your M120 includes the settings tacplus and radius (in that order), but does not include the password parameter. You attempt to log in to the device, but the network containing the authentication servers is currently down.

Which statement is true about your login attempt?

- A. The login attempt is rejected.
- B. The login attempt is automatically accepted after the authentication servers' timeout value is reached, since there are no other authentication methods available.
- C. The M120 automatically tries authenticating locally on the device after the authentication servers' timeout value is reached.
- D. The M120 automatically tries authenticating locally on the device before using external authentication.

**Correct Answer:** C

**Section:** (none)

**Explanation**

**Explanation/Reference:**

Explanation:

#### QUESTION 129

Which command will save the current active configuration as the rescue configuration?

- A. user@router# save | rescue
- B. user@router> request system configuration rescue save
- C. user@router# save rescue configuration
- D. user@router> file save rescue-configuration

**Correct Answer:** B

**Section:** (none)

**Explanation**

**Explanation/Reference:**

Explanation:

#### QUESTION 130

Which command do you use to identify the meaning of a syslog message?



- A. Help log messages
- B. Man log messages
- C. Man syslog
- D. Help syslog

**Correct Answer:** D

**Section:** (none)

**Explanation**

**Explanation/Reference:**

Explanation:

#### **QUESTION 131**

What are three examples of dynamic IGPs? (Choose three.)

- A. OSPF
- B. BGP
- C. IS-IS
- D. PIM
- E. RIP

**Correct Answer:** ACE

**Section:** (none)

**Explanation**

**Explanation/Reference:**

Explanation:

#### **QUESTION 132**

Which two statements are true when using the "configure exclusive" CLI command? (Choose two.)

- A. Multiple users can enter configuration mode and have their own private configuration.
- B. When a user commits, only the user's changes are committed.
- C. A message indicates which other users are in configuration mode and what portion of the configuration they are editing.
- D. Only a single user can edit the configuration.

**Correct Answer:** BD

**Section: (none)**

**Explanation**

**Explanation/Reference:**

Explanation:

## QUESTION 133

By default, which two statements are true about export routing policies? (Choose two.)

- A. Export policies can evaluate only active routes.
- B. Export policies can evaluate all routes.
- C. Export policies can be applied to the forwarding table.
- D. Export policies can be applied directly to interfaces

**Correct Answer: AC**

**Section: (none)**

**Explanation**

**Explanation/Reference:**

Explanation:

## QUESTION 134

What is a route filter?

- A. a list of prefixes that can be configured in a policy
- B. a single prefix that is configured separately, and can be referenced in a policy
- C. a list of prefixes that is configured separately and can be referenced in a policy
- D. a single prefix that can be configured within a policy

**Correct Answer: D**

**Section: (none)**

**Explanation**

**Explanation/Reference:**

Explanation:

## QUESTION 135

When attempting to view the OSPF routes in the routing table, you issue the command `show route table inet.3` but no OSPF routes are displayed.

What is the problem?

- A. The OSPF routes are located in the inet4.0 routing table.
- B. The OSPF routes are located in the inet.0 routing table.
- C. The OSPF routes are located in the inet.2 routing table.
- D. The OSPF routes are located in the inet4.3 routing table.

**Correct Answer:** B

**Section:** (none)

**Explanation**

**Explanation/Reference:**

Explanation:

#### **QUESTION 136**

What are two Junos processes? (Choose two.)

- A. OSPF SPF daemon (ospfd)
- B. SNMP daemon (snmpd)
- C. BGP daemon (bgpd)
- D. Routing protocols daemon (rpd)

**Correct Answer:** BD

**Section:** (none)

**Explanation**

**Explanation/Reference:**

Explanation:

#### **QUESTION 137**

What is a valid multicast MAC address?

- A. 00:90:69:9f:ea:46
- B. ff:ff:ff:ff:ff:ff
- C. 01:00:5e:28:12:95
- D. 99:99:99:99:99:99

**Correct Answer:** C

**Section:** (none)

**Explanation**

**Explanation/Reference:**

Explanation:

#### **QUESTION 138**

Which two statements are correct regarding default protocol preference values? (Choose two.)

- A. OSPF internal routes have a lower preference than static routes.
- B. Both direct and local routes have the same preference value.
- C. OSPF's preference value is lower than BGP.
- D. OSPF has a single preference value for both internal and external routes.

**Correct Answer:** BC

**Section:** (none)

**Explanation**

**Explanation/Reference:**

Explanation:

#### **QUESTION 139**

What represents the decimal equivalence of 11100111?

- A. 195
- B. 223
- C. 230
- D. 231

**Correct Answer:** D

**Section:** (none)

**Explanation**

**Explanation/Reference:**

Explanation:

#### **QUESTION 140**

After editing to your device's configuration, which command must you enter to activate the configuration changes?

- A. set
- B. copy candidate active
- C. apply-config
- D. commit

**Correct Answer:** D

**Section:** (none)

**Explanation**

**Explanation/Reference:**

Explanation:

#### **QUESTION 141**

What is a valid option when using the ping command?

- A. packet loss
- B. packet size
- C. CRC
- D. TCP port

**Correct Answer:** B

**Section:** (none)

**Explanation**

**Explanation/Reference:**

Explanation:

#### **QUESTION 142**

Which directory does the Junos OS use to store syslog information by default?

- A. /var/messages
- B. /var/syslog
- C. /var/tmp
- D. /var/log

**Correct Answer:** D

**Section: (none)**

**Explanation**

**Explanation/Reference:**

Explanation:

## QUESTION 143

Which CLI command is used to display output one page at a time?

- A. user@router> show interfaces | no-more
- B. user@router> show interfaces | trim
- C. user@router> show interfaces
- D. user@router> show interfaces | display

**Correct Answer: C**

**Section: (none)**

**Explanation**

**Explanation/Reference:**

Explanation:

## QUESTION 144

What information is used by a switch to forward an Ethernet frame to its destination?

- A. IP address
- B. destination MAC address
- C. ARP table entry
- D. FCS checksum

**Correct Answer: B**

**Section: (none)**

**Explanation**

**Explanation/Reference:**

Explanation:

## QUESTION 145

You want to log in to the router and make a configuration change.

After logging in as the root user, what is the next command you must enter?

- A. enable
- B. configure
- C. edit
- D. cli

**Correct Answer:** B

**Section:** (none)

**Explanation**

**Explanation/Reference:**

Explanation:

#### QUESTION 146

You have been asked to configure your router to send link-related SNMP trap notifications to the network management system (NMS) located at address 172.16.17.1.

Which two commands are required? (Choose two.)

- A. set snmp trap-group my-trap-group targets 172.16.17.1
- B. set snmp targets 172.16.17.1
- C. set snmp trap-group my-trap-group link-status
- D. set snmp trap-group my-trap-group categories link

**Correct Answer:** AD

**Section:** (none)

**Explanation**

**Explanation/Reference:**

Explanation:

#### QUESTION 147

Which statement is true regarding syslog on Junos devices?

- A. No logging is enabled by default.
- B. By default, the information is stored in a file named events.

- C. Only the message severity level must be configured.
- D. You can configure the router to send log messages to the console.

**Correct Answer:** D

**Section:** (none)

**Explanation**

**Explanation/Reference:**

Explanation:

#### **QUESTION 148**

You are configuring a new BGP neighbor and want to view the configuration of interface ge- 0/0/0.42.

Which command do you use to achieve this result?

- A. [edit protocols bgp group external]  
user@router# set interfaces ge-0/0/0.42
- B. [edit protocols bgp group external]  
user@router# edit show interfaces ge-0/0/0.42
- C. [edit protocols bgp group external]  
user@router# top show interfaces ge-0/0/0.42
- D. [edit protocols bgp group external]  
user@router# show interfaces ge-0/0/0.42

**Correct Answer:** C

**Section:** (none)

**Explanation**

**Explanation/Reference:**

Explanation:

#### **QUESTION 149**

Which word starts the command to remove configuration elements on a Junos device?

- A. Undo
- B. Remove
- C. Delete
- D. Unset



**Correct Answer:** C

**Section:** (none)

**Explanation**

**Explanation/Reference:**

Explanation:

**QUESTION 150**

-- Exhibit

[edit routing-options]

```
user@router# show
```

```
static {
```

```
defaults {
```

```
metric 10;
```

```
preference 10;
```

```
}
```

```
route 10.10.10.0/24 {
```

```
next-hop 192.168.100.1;
```

```
qualified-next-hop 192.168.200.1;
```

```
preference 6;
```

```
}
```

```
metric 8;
```

```
}
```

```
}
```

-- Exhibit --

Given the configuration shown in the exhibit, which statement is correct about traffic matching the route 10.10.10.0/24?

- A. It will be forwarded to 192.168.100.1 using a metric of 10.
- B. It will be forwarded to 192.168.100.1 using a metric of 8.
- C. It will be forwarded to 192.168.200.1 using a metric of 8.
- D. It will be forwarded to 192.168.200.1 using a metric of 10.

**Correct Answer:** C

**Section:** (none)

**Explanation**

**Explanation/Reference:**

Explanation:

## QUESTION 151

-- Exhibit --

[edit firewall family inet filter COS-CLASSIFIER]

user@router# show

term MANAGER {

from {

source-address {

192.168.200.0/25;

}

destination-address {

100.100.100.1/32;

}

}

then {

forwarding-class expedited-forwarding;

accept;

```
}  
}  
term ALL-OTHER-TRAFFIC {  
  then accept;  
}  
[edit interfaces ge-0/0/1]  
user@router# show  
unit 0 {  
  family inet {  
    filter {  
      input COS-CLASSIFIER;  
    }  
    address 192.168.200.1/24;  
  }  
}
```

-- Exhibit --

Referring to the exhibit, which type of classifier is being used in this CoS configuration?

- A. behavior aggregate
- B. policer
- C. multifield
- D. forwarding policy

**Correct Answer: C**

**Section: (none)**

**Explanation**

**Explanation/Reference:**

Explanation:

### QUESTION 152

-- Exhibit --

traceroute to 10.1.15.2 (10.1.15.2), 30 hops max, 40 byte packets

1 10.1.36.1 (10.1.36.1) 0.651 ms 7.834 ms 0.506 ms

2 10.1.23.1 (10.1.23.1) 0.536 ms 0.538 ms 0.504 ms

3 \* \* \*

4 \* \* \*

-- Exhibit --

Referring to the exhibit, which statement is correct?

- A. The packets have exceeded the time-to-live value.
- B. There is a loop.
- C. The asterisks indicate a response time out.
- D. The asterisks indicate that the traceroute is completed.

**Correct Answer: C**

**Section: (none)**

**Explanation**

**Explanation/Reference:**

Explanation:

### QUESTION 153

-- Exhibit --

[edit class-of-service]

user@router# show

interfaces {

ge-0/0/2 {

```
unit 0 {  
  classifiers {  
    inet-precedence default;  
  }  
}  
}
```

-- Exhibit --

Referring to the exhibit, which type of classifier is being used in this CoS configuration?

- A. behavior aggregate
- B. policer
- C. multifield
- D. forwarding policy

**Correct Answer:** A

**Section:** (none)

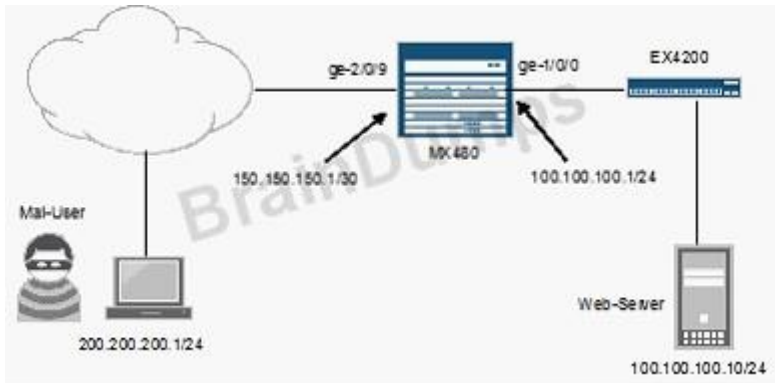
**Explanation**

**Explanation/Reference:**

Explanation:

#### **QUESTION 154**

Referring to the exhibit, you want to block HTTP access to Web-Server from the subnet where Mal-User is located. All other traffic should be permitted.



Which firewall filter configuration do you use?

A. [edit firewall family inet filter STOP-MAL-USER]

```
user@router# show
term one {
  from {
    source-address {
      200.200.200.0/24;
    }
    destination-address {
      100.100.100.10/32;
    }
    protocol tcp;
    destination-port http;
  }
  then accept;
}
term two {
  then {
    reject;
  }
}
```

B. [edit firewall family inet filter STOP-MAL-USER]

```
user@router# show
term one {
  from {
    source-address {
      100.100.100.0/24;
    }
  }
}
```

```
destination-address {  
200.200.200.1/32;  
}  
protocol tcp;  
destination-port http;  
}  
then accept;  
}  
term two {  
then {  
reject;  
}  
}
```

C. [edit firewall family inet filter STOP-MAL-USER]

```
user@router# show  
term one {  
from {  
source-address {  
100.100.100.0/24;  
}  
destination-address {  
200.200.200.1/32;  
}  
protocol tcp;  
destination-port http;  
}  
then reject;  
}  
term two {  
then {  
accept;  
}  
}
```

D. [edit firewall family inet filter STOP-MAL-USER]

```
user@router# show  
term one {  
from {  
source-address {  
200.200.200.0/24;  
}  
destination-address {  
100.100.100.10/32;  
}  
}
```

```

protocol tcp;
destination-port http;
}
then reject;
}
term two {
then {
accept;
}
}
}

```

**Correct Answer: D**

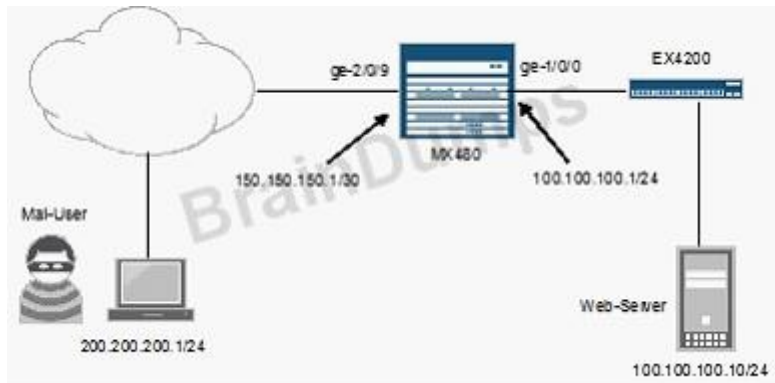
**Section: (none)**

**Explanation**

**Explanation/Reference:**

Explanation:

#### QUESTION 155



Referring to the exhibit, you are asked to rate-limit traffic from Web-Server to the subnet where Mal-User is located. All other traffic should be permitted.

Which firewall filter configuration do you use?

- A. [edit firewall]  
 user@router# show  
 policer LIMIT-MAL-USER {  
 if-exceeding {  
 bandwidth-limit 400k;



```

burst-size-limit 100k;
}
then discard;
}
family inet {
filter STOP-MAL-USER {
term one {
from {
source-address {
100.100.100.10/32;
}
destination-address {
200.200.200.0/24;
}
}
}
then policer LIMIT-MAL-USER;
}
term two {
then accept;
}
}
}

```

B. [edit firewall]

```

user@router# show
policer LIMIT-BAD-USER {
if-exceeding {
bandwidth-limit 400k;
burst-size-limit 100k;
}
then discard;
}
family inet {
filter STOP-MAL-USER {
term one {
from {
source-address {
100.100.100.10/32;
}
destination-address {
200.200.200.0/24;
}
}
}
then policer LIMIT-MAL-USER;
}
}

```

```
}  
term two {  
then accept;  
}  
}  
}
```

```
C. [edit firewall]  
user@router# show  
policer LIMIT-MAL-USER {  
if-exceeding {  
bandwidth-limit 400k;  
burst-size-limit 100k;  
}  
then discard;  
}  
family inet {  
filter STOP-MAL-USER {  
term one {  
from {  
source-address {  
100.100.100.10/32;  
}  
destination-address {  
200.200.200.0/24;  
}  
}  
then policer LIMIT-MAL-USER;  
}  
term two {  
then reject;  
}  
}  
}
```

```
D. [edit firewall]  
user@router# show  
policer LIMIT-MAL-USER {  
if-exceeding {  
bandwidth-limit 400k;  
burst-size-limit 100k;  
}  
then discard;  
}  
family inet {
```

```
filter STOP-MAL-USER {  
  term one {  
    from {  
      source-address {  
        200.200.200.0/24;  
      }  
      destination-address {  
        100.100.100.10/32;  
      }  
    }  
    then policer LIMIT-MAL-USER;  
  }  
  term two {  
    then accept;  
  }  
}
```

**Correct Answer:** A

**Section:** (none)

**Explanation**

**Explanation/Reference:**

Explanation:

#### **QUESTION 156**

-- Exhibit --

user@router> show route

inet.0: 9 destinations, 9 routes (9 active, 0 holddown, 0 hidden)

+ = Active Route, - = Last Active, \* = Both

10.10.10.91/32 \*[Direct/0] 00:09:40

> via lo0.0

10.10.10.92/32 \*[OSPF/10] 00:01:50, metric 1

> to 172.16.1.2 via ge-0/0/2.0

100.100.1.0/24 \*[Static/5] 00:01:50

Reject

172.16.1.0/24 \*[Direct/0] 00:06:09

> via ge-0/0/2.0

172.16.1.1/32 \*[Local/0] 00:06:09

Local via ge-0/0/2.0

192.168.0.0/16 \*[Aggregate/130] 00:00:06

Reject

192.168.0.0/17 \*[Aggregate/130] 00:00:06

> to 172.16.1.2 via ge-0/0/2.0

192.168.50.0/24 \*[Static/5] 00:00:06

> to 172.16.1.2 via ge-0/0/2.0

192.168.51.0/24 \*[Static/5] 00:00:06

> to 172.16.1.2 via ge-0/0/2.0

user@router> show configuration policy-options

policy-statement demo {

term 1 {

from {

protocol aggregate;

route-filter 192.168.0.0/16 longer;

}

then accept;

}

```
}
```

```
user@router> show configuration protocols ospf
```

```
export demo;
```

```
area 0.0.0.0 {
```

```
interface ge-0/0/2.0;
```

```
}
```

-- Exhibit --

Given the configuration and routing table shown in the exhibit, which routes will be advertised to OSPF neighbors because of the demo policy?

- A. 192.168.0.0/16 only
- B. 192.168.0.0/17 only
- C. 192.168.0.0/16 and 192.168.0.0/17
- D. 192.168.0.0/17, 192.168.50.0/24, and 192.168.51.0/24

**Correct Answer: B**

**Section: (none)**

**Explanation**

**Explanation/Reference:**

Explanation:

#### **QUESTION 157**

-- Exhibit --

```
user@router> show configuration firewall
```

```
family inet {
```

```
filter demo {
```

```
term example {
```

```
from {
```

```
source-address {  
  100.100.100.0/24;  
}  
destination-address {  
  200.200.200.0/24;  
}  
}  
then {  
  reject;  
}  
}  
term testing {  
  from {  
    source-address {  
      10.10.10.0/28;  
    }  
    destination-address {  
      200.200.200.0/24;  
    }  
  }  
  then sample;  
}  
term results {
```

```
from {  
  address {  
    200.200.200.0/24;  
  }  
}  
  
then accept;  
  
}  
  
term final {  
  then policer LAPD;  
}  
}  
}
```

-- Exhibit --

Given the configuration shown in the exhibit, what will happen to traffic from source 10.10.10.25 destined to 200.200.200.1?

- A. The traffic will be rejected.
- B. The traffic will be dropped.
- C. The traffic will be forwarded.
- D. The traffic will be policed.

**Correct Answer: C**

**Section: (none)**

**Explanation**

**Explanation/Reference:**

Explanation:

**QUESTION 158**

-- Exhibit --

user@router> show route

inet.0: 9 destinations, 9 routes (9 active, 0 holddown, 0 hidden)

+ = Active Route, - = Last Active, \* = Both

10.10.10.91/32 \*[Direct/0] 00:09:40

> via lo0.0

10.10.10.92/32 \*[OSPF/10] 00:01:50, metric 1

> to 172.16.1.2 via ge-0/0/2.0

100.100.1.0/24 \*[Static/5] 00:01:50

Reject

172.16.1.0/24 \*[Direct/0] 00:06:09

> via ge-0/0/2.0

172.16.1.1/32 \*[Local/0] 00:06:09

Local via ge-0/0/2.0

192.168.0.0/16 \*[Aggregate/130] 00:00:06

Reject

192.168.0.0/17 \*[Aggregate/130] 00:00:06

> to 172.16.1.2 via ge-0/0/2.0

192.168.50.0/24 \*[Static/5] 00:00:06

> to 172.16.1.2 via ge-0/0/2.0

192.168.51.0/24 \*[Static/5] 00:00:06

> to 172.16.1.2 via ge-0/0/2.0



```
user@router> show configuration policy-options
```

```
policy-statement demo {  
term 1 {
```

```
from {
```

```
route-filter 192.168.0.0/16 longer accept;
```

```
}
```

```
then reject;
```

```
}
```

```
}
```

```
user@router> show configuration protocols ospf
```

```
export demo;
```

```
area 0.0.0.0 {
```

```
interface ge-0/0/2.0;
```

```
}
```

-- Exhibit --

Given the configuration and routing table shown in the exhibit, which routes will be advertised to OSPF neighbors because of the demo policy?

- A. 192.168.0.0/16 only
- B. 192.168.0.0/17 only
- C. 192.168.50.0/24 and 192.168.51.0/24
- D. 192.168.0.0/17, 192.168.50.0/24, and 192.168.51.0/24

**Correct Answer:** D

**Section:** (none)

**Explanation**

**Explanation/Reference:**

Explanation:

### QUESTION 159

-- Exhibit --

[edit interfaces]

user@router# show

```
...
lo0 {
  unit 0 {
    family inet {
      filter {
        input protect-loopback;
      }
      address 192.168.100.1/32;
    }
  }
}
```

-- Exhibit --

Given the configuration shown in the exhibit, what is the function of the protect-loopback filter?

- A. To protect the Routing Engine
- B. To protect all interfaces on the device
- C. To protect the Packet Forwarding Engine
- D. To protect the management interface

**Correct Answer:** A

**Section:** (none)

**Explanation**

**Explanation/Reference:**

Explanation:

**QUESTION 160**

-- Exhibit --

[edit snmp]

user@router# show

community CommunityA {

authorization read-only;

clients {

192.168.1.0/28;

}

}

trap-group groupA {

categories {

link;

}

targets {

192.168.100.1;

192.168.200.1;

}

}

-- Exhibit --

Referring to the exhibit, what is the purpose of the targets section of the configuration?

A. It defines which devices will be sending traps.

- B. It specifies where to send traps.
- C. It defines the IP addresses of management systems that can access the device.
- D. It specifies which devices can be polled for SNMP data.

**Correct Answer:** B

**Section:** (none)

**Explanation**

**Explanation/Reference:**

Explanation:

#### **QUESTION 161**

-- Exhibit --

[edit policy-options]

user@router# show

policy-statement policyABC {

term A {

from {  
protocol rip;

route-filter 192.168.1.0/24 longer;

}

then accept;

}

}

[edit protocols ospf]

user@router# show

export policyABC;

area 0.0.0.0 {

```
interface ge-0/0/0.0;
```

```
interface lo0.0;
```

```
}
```

-- Exhibit --

Referring to the exhibit, which two statements are true? (Choose two.)

- A. The route 192.168.1.0/25 is accepted.
- B. The route 192.168.2.0/24 is accepted.
- C. OSPF routes will be exported into RIP.
- D. RIP routes will be exported into OSPF.

**Correct Answer:** AD

**Section:** (none)

**Explanation**

**Explanation/Reference:**

Explanation:

#### QUESTION 162

-- Exhibit --

...

```
if-exceeding {
```

```
bandwidth-limit 1m;
```

```
burst-size-limit 3k;
```

```
}
```

```
then discard;
```

-- Exhibit --

The configuration in the exhibit is associated with which class of service component?

- A. Classification
- B. Policing
- C. Queuing
- D. Scheduling

**Correct Answer:** B

**Section:** (none)

**Explanation**

**Explanation/Reference:**

Explanation:

### QUESTION 163

-- Exhibit --

```
interfaces {  
  ge-0/0/8 {  
    unit 0 {  
      family inet {  
        address 192.168.1.1/24;  
      }  
    }  
  }  
  ge-0/0/9 {  
    unit 0 {  
      family inet {  
        address 192.168.10.1/24;  
      }  
    }  
  }  
}
```

```
}
```

```
}
```

-- Exhibit --

Referring to the exhibit, which command would you use to add an additional address to the ge- 0/0/9.0 interface?

- A. [edit interfaces ge-0/0/9 unit 0]  
user@router# set family inet address 192.168.100.1/24
- B. [edit interfaces ge-0/0/9 unit 0]  
user@router# set family inet secondary-address 192.168.100.1/24
- C. [edit interfaces ge-0/0/9 unit 0]  
user@router# set family inet address 192.168.100.1/24 secondary
- D. [edit interfaces ge-0/0/9 unit 0]  
user@router# set family inet address-secondary 192.168.100.1/24

**Correct Answer:** A

**Section:** (none)

**Explanation**

**Explanation/Reference:**

Explanation:

#### QUESTION 164

-- Exhibit --

```
user@router> show route protocol static
```

```
inet.0: 12 destinations, 12 routes (12 active, 0 holddown, 0 hidden)
```

```
+ = Active Route, - = Last Active, * = Both
```

```
192.168.1.128/27 *[Static/5] 00:03:13
```

```
> to 10.20.106.10 via fe-0/0/5.106
```

```
192.168.1.144/29 *[Static/5] 00:03:13
```

```
> to 10.20.14.131 via ge-0/0/0.0
```

```
192.168.1.192/27 *[Static/5] 00:03:13
```

```
> to 10.18.1.1 via ge-0/0/1.0
192.168.1.128/28 *[Static/5] 00:01:06
```

```
> to 10.20.14.130 via ge-0/0/0.0
```

-- Exhibit --

Given the routing entries shown in the exhibit, which next-hop IP address will be used for the destination IP address 192.168.1.142? (Assume that only static routes are available for the destination.)

- A. 10.20.106.10
- B. 10.20.14.131
- C. 10.18.1.1
- D. 10.20.14.130

**Correct Answer:** D

**Section:** (none)

**Explanation**

**Explanation/Reference:**

Explanation:

#### QUESTION 165

-- Exhibit --

```
user@router# run show interfaces terse
```

```
Interface Admin Link Proto Local
```

```
fe-0/0/0 up up
```

```
fe-0/0/0.0 up up inet 10.0.39.2/24
```

```
iso
```

```
mpls
```

```
fe-0/0/1 up up
```

```
fe-0/0/1.0 up up inet 10.0.18.2/24
```



```
fe-0/0/1.513 down up inet 10.0.19.2/24
```

-- Exhibit --

An administrator is unable to ping any address on the 10.0.19.0/24 subnet. To identify the problem, the administrator uses the command shown in the exhibit.

Which step should be taken to solve the problem?

- A. Check the physical cable.
- B. Issue the command activate interfaces fe-0/0/1.513.
- C. Issue the command delete interfaces fe-0/0/1.513 disable.
- D. Reconfigure the IP address.

**Correct Answer: C**

**Section: (none)**

**Explanation**

**Explanation/Reference:**

Explanation:

#### QUESTION 166

-- Exhibit --

```
user@router# run show route 10.20.133.0/24
```

```
inet.0: 142 destinations, 142 routes (141 active, 0 holddown, 1 hidden)
```

```
+ = Active Route, - = Last Active, * = Both
```

```
10.20.133.0/24 *[OSPF/10] 04:10:20
```

```
> to 172.25.213.11 via ge-1/0/1.0
```

```
to 172.25.213.23 via ge-1/0/2.0
```

-- Exhibit --

In the exhibit, what does the (>) symbol indicate?

- A. There is a software issue with ge-1/0/1.0 interface.
- B. There is a hardware issue with ge-1/0/1.0 interface.

- C. The next hop of 172.25.213.11 is selected.
- D. The next hop of 172.25.213.11 is not resolvable.

**Correct Answer: C**

**Section: (none)**

**Explanation**

**Explanation/Reference:**

Explanation:

#### **QUESTION 167**

-- Exhibit --

```
user@router> show route protocol static
```

```
inet.0: 12 destinations, 12 routes (12 active, 0 holddown, 0 hidden)
```

+ = Active Route, - = Last Active, \* = Both

```
192.168.1.0/24 *[Static/5] 00:03:13
```

```
> to 10.20.106.10 via fe-0/0/5.106
```

```
192.168.1.192/26 *[Static/5] 00:03:13
```

```
> to 10.20.14.131 via ge-0/0/0.0
```

```
192.168.1.192/27 *[Static/5] 00:03:13
```

```
> to 10.18.1.1 via ge-0/0/1.0
```

```
192.168.1.4/30 *[Static/5] 00:01:06
```

```
> to 10.20.14.130 via ge-0/0/0.0
```

-- Exhibit --

Using the routing table shown in the exhibit, what will be the next-hop IP address used for a destination IP address of 192.168.1.1? (Assume that the only routes to this destination are static routes.)

- A. 10.20.14.130
- B. 10.18.1.1

- C. 10.20.14.131
- D. 10.20.106.10

**Correct Answer:** D

**Section:** (none)

**Explanation**

**Explanation/Reference:**

Explanation:

#### QUESTION 168

-- Exhibit --

```
user@router> show route protocol static
```

```
inet.0: 12 destinations, 12 routes (12 active, 0 holddown, 0 hidden)
```

```
+ = Active Route, - = Last Active, * = Both
```

```
192.168.1.128/27 *[Static/5] 00:03:13
```

```
> to 10.20.106.10 via fe-0/0/5.106
```

```
192.168.1.144/29 *[Static/5] 00:03:13
```

```
> to 10.20.14.131 via ge-0/0/0.0
```

```
192.168.1.192/27 *[Static/5] 00:03:13
```

```
> to 10.18.1.1 via ge-0/0/1.0
```

```
192.168.1.128/28 *[Static/5] 00:01:06
```

```
> to 10.20.14.130 via ge-0/0/0.0
```

-- Exhibit --

Given the routing entries shown in the exhibit, which next-hop IP address will be used for the destination IP address 192.168.1.159? (Assume that only static routes are available for the destination.)

- A. 10.20.14.130
- B. 10.18.1.1

- C. 10.20.14.131
- D. 10.20.106.10

**Correct Answer:** D

**Section:** (none)

**Explanation**

**Explanation/Reference:**

Explanation:

#### **QUESTION 169**

Which CLI mode allows you to make configuration changes?

- A. enable mode
- B. configuration mode
- C. operational mode
- D. active mode

**Correct Answer:** B

**Section:** (none)

**Explanation**

**Explanation/Reference:**

Explanation:

#### **QUESTION 170**

Which command do you use to navigate to [edit interfaces]?

- A. cd interfaces
- B. dir edit interfaces
- C. edit interfaces when at [edit]
- D. interfaces

**Correct Answer:** C

**Section:** (none)

**Explanation**

**Explanation/Reference:**

Explanation:

#### **QUESTION 171**

Which command will display the contents of the forwarding table?

- A. show route forwarding-table
- B. show forwarding
- C. show configuration
- D. show interfaces

**Correct Answer: A**

**Section: (none)**

**Explanation**

**Explanation/Reference:**

Explanation:

#### **QUESTION 172**

Which operating system do Juniper Networks MX Series routers use?

- A. IOS
- B. MX-OS
- C. UNIX
- D. Junos OS

**Correct Answer: D**

**Section: (none)**

**Explanation**

**Explanation/Reference:**

Explanation:

#### **QUESTION 173**

Which command do you use to go from the shell prompt to the CLI prompt?

- A. run cli
- B. cli

- C. start cli
- D. edit

**Correct Answer:** B

**Section:** (none)

**Explanation**

**Explanation/Reference:**

Explanation:

#### **QUESTION 174**

Which command will allow you to quickly determine the administrative status of all interfaces on a Junos device?

- A. show interfaces status
- B. show interfaces summary
- C. show interfaces terse
- D. show interfaces admin

**Correct Answer:** C

**Section:** (none)

**Explanation**

**Explanation/Reference:**

Explanation:

#### **QUESTION 175**

Which command do you use to display the messages seen during the last system boot?

- A. show system boot-messages
- B. show chassis messages
- C. show file system boot-messages
- D. show boot-log messages

**Correct Answer:** A

**Section:** (none)

**Explanation**

**Explanation/Reference:**

Explanation:

#### **QUESTION 176**

Which statement is true about a routing table?

- A. It contains routes learned dynamically only.
- B. It finds the best path to each destination by using a modified shortest-path-first calculation.
- C. It contains only active BGP routes.
- D. It contains all accepted routes to all destinations.

**Correct Answer:** D

**Section:** (none)

**Explanation**

**Explanation/Reference:**

Explanation:

#### **QUESTION 177**

You have been asked to create a static route with a next hop that is not directly connected to the router. Which configuration parameter enables the static route to accomplish this scenario?

- A. resolve
- B. indirect
- C. next-hop
- D. recursive

**Correct Answer:** A

**Section:** (none)

**Explanation**

**Explanation/Reference:**

Explanation:

#### **QUESTION 178**

You need to control SSH, HTTP, and Telnet access to an MX240 router through any interface. You have decided to use a firewall filter. How should you apply the firewall filter?

- A. as an outbound filter on interface fxp0

- B. as an outbound filter on interface lo0
- C. as an inbound filter on interface fxp0
- D. as an inbound filter on interface lo0

**Correct Answer:** D

**Section:** (none)

**Explanation**

**Explanation/Reference:**

Explanation:

#### **QUESTION 179**

In the MAC address 00: : 9f:eA. , what represents the Organizationally Unique Identifier (OUI)?

- A. :9f:eA.
- B. 00: : 9f
- C. 9f:eA.
- D. 00: :

**Correct Answer:** D

**Section:** (none)

**Explanation**

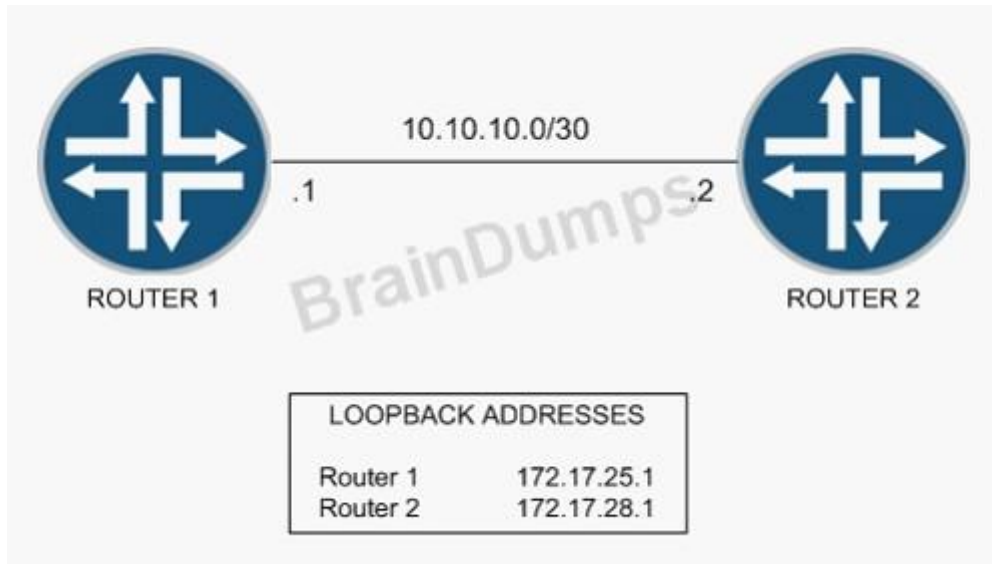
**Explanation/Reference:**

Explanation:

#### **QUESTION 180**

Click the Exhibit button.





You have been asked to establish reachability between Router 1's and Router 2's loopback addresses as shown in the exhibit.

Which two steps will accomplish this task? (Choose two.)

- A. Create a static route on Router 1 to 172.17.28.1 with a next hop of 10.10.10.2.
- B. Create a static route on Router 1 to 172.17.28.1 with a next hop of 10.10.10.1.
- C. Create a static route on Router 2 to 172.17.25.1 with a next hop of 10.10.10.1.
- D. Create a static route on Router 1 to 172.17.25.1 with a next hop of 10.10.10.2.

**Correct Answer:** AC

**Section:** (none)

**Explanation**

**Explanation/Reference:**

Explanation:

#### QUESTION 181

How many forwarding table instances are possible on a Junos device?

- A. There is only one forwarding table instance.
- B. There are up to 49 forwarding table instances.

- C. There are up to 1023 forwarding table instances.
- D. The number varies depending on the device.

**Correct Answer:** D

**Section:** (none)

**Explanation**

**Explanation/Reference:**

Explanation:

### QUESTION 182

You want to configure the same NTP server on ten different Junos routers that have never had an NTP server configured without altering any other configuration.

Which command will accomplish this configuration?

- A. [edit]user@router# set ntp server 172.17.42.42
- B. [edit]user@router# load patch terminal
- C. [edit system]user@router# load merge terminal
- D. [edit]user@router# load override terminal

**Correct Answer:** B

**Section:** (none)

**Explanation**

**Explanation/Reference:**

Explanation:

### QUESTION 183

What are you comparing when you issue the show | compare command?

- A. The candidate configuration against rollback 1
- B. The running configuration against the active configuration
- C. The current system configuration against the last working configuration under the same level
- D. The candidate configuration under the current level against the active configuration under the same level

**Correct Answer:** D

**Section:** (none)

**Explanation**

**Explanation/Reference:**

Explanation:

**QUESTION 184**

By default, which character indicates the operational mode prompt?

- A. #
- B. >
- C. \$
- D. %

**Correct Answer:** B

**Section:** (none)

**Explanation**

**Explanation/Reference:**

Explanation:

**QUESTION 185**

What is the command to enable the 802.1Q protocol on a Gigabit Ethernet interface ge-0/0/2?

- A. [edit interfaces ge-0/0/2 unit l00]user@router# set vlan-tagging
- B. [edit interfaces ge-0/0/2]user@router# set vlan-tagging
- C. [edit interfaces ge-0/0/2 unit l00]user@router# set family vlan-tagging
- D. [edit interfaces ge-0/0/2 unit l00]user@router# set dotlq

**Correct Answer:** B

**Section:** (none)

**Explanation**

**Explanation/Reference:**

Explanation:

**QUESTION 186**

Which two configuration commands are required to use RADIUS as the user authentication method? Choose two.

- A. Top set system login radius-server 10.10.10.10 secret useme

- B. Top set system radius-server 10.10.10.10 secret useme
- C. Top set system authentication-order radius
- D. Top set system login users radius

**Correct Answer:** BC

**Section:** (none)

**Explanation**

**Explanation/Reference:**

Explanation:

#### **QUESTION 187**

To be considered synchronized, what is the maximum time difference allowed between an NTP server and a client?

- A. 30 seconds
- B. 60 seconds
- C. 64 milliseconds
- D. 128 milliseconds

**Correct Answer:** D

**Section:** (none)

**Explanation**

**Explanation/Reference:**

Explanation:

#### **QUESTION 188**

You want to filter the syslog file named "test" for only the entries that contain either "kernel" or "panic". Which command do you use?

- A. show log test | find kernel | find panic
- B. show log test | find "kernel | panic"
- C. show log test | match kernel | match panic
- D. show log test | match "kernel | panic"

**Correct Answer:** D

**Section:** (none)

**Explanation**

**Explanation/Reference:**

Explanation:

**QUESTION 189**

Which statement is true regarding the processing of transit traffic on platforms running the Junos OS?

- A. Forwarding decisions are made only after the Routing Engine evaluates each packet's destination address.
- B. Forwarding is handled by the forwarding plane, which is where the primary copy of the forwarding table exists.
- C. Forwarding is performed by the forwarding plane, and the Routing Engine is not directly consulted.
- D. Forwarding is performed by the Routing Engine so that forwarding can continue during PFE instabilities.

**Correct Answer:** C

**Section:** (none)

**Explanation**

**Explanation/Reference:**

Explanation:

**QUESTION 190**

When using the monitor traffic command on Junos devices, what is the correct parameter to send the captured information to a file named "traffic"?

- A. File-write traffic
- B. Write traffic
- C. File traffic
- D. Write-file traffic

**Correct Answer:** D

**Section:** (none)

**Explanation**

**Explanation/Reference:**

Explanation:

**QUESTION 191**

Which command do you use to show active alarms?

- A. Show hardware alarms
- B. Show chassis state

- C. File list alarm
- D. Show chassis alarms

**Correct Answer:** D

**Section:** (none)

**Explanation**

**Explanation/Reference:**

Explanation:

#### **QUESTION 192**

Which command do you use to show the status of the file system storage space?

- A. File list system storage
- B. Show file system storage
- C. Show chassis hardware storage
- D. Show system storage

**Correct Answer:** D

**Section:** (none)

**Explanation**

**Explanation/Reference:**

Explanation:

#### **QUESTION 193**

Which types of destinations are populated into the forwarding table?

- A. Destinations that are only local to the system
- B. Destinations that are active and passed from the routing table
- C. Destinations that are not accepted by an import policy
- D. Destinations that are user-defined only

**Correct Answer:** B

**Section:** (none)

**Explanation**

**Explanation/Reference:**

Explanation:

#### **QUESTION 194**

Which table is used to store the protocol source for a given destination?

- A. Routing table
- B. Protocol table
- C. Session table
- D. Forwarding table

**Correct Answer:** A

**Section:** (none)

**Explanation**

**Explanation/Reference:**

Explanation:

#### **QUESTION 195**

At which two layers of the OSI model does Ethernet operate? Choose two.

- A. Physical Layer
- B. Logical Layer
- C. Data Link Layer
- D. Transport Layer

**Correct Answer:** AC

**Section:** (none)

**Explanation**

**Explanation/Reference:**

Explanation:

#### **QUESTION 196**

Which statement is true about import routing policies?

- A. Import policies evaluate routes in the inet.3 routing table.
- B. Import policies evaluate routes as they are advertised to another router.

- C. Import policies evaluate routes in the inet.0 routing table.
- D. Import policies evaluate routes after they are received from another router.

**Correct Answer:** D

**Section:** (none)

**Explanation**

**Explanation/Reference:**

Explanation:

#### **QUESTION 197**

What is the location of the interface ge-0/1/5?

- A. Port 1 of a Gigabit Ethernet PIC in slot 0 on FPC 5
- B. Port 5 of a Gigabit Ethernet PIC in slot 1 on FPC
- C. Port 5 of a Gigabit Ethernet PIC in slot 0 on FPC 1
- D. Port 1 of a Gigabit Ethernet PIC in slot 5 on FPC 0

**Correct Answer:** B

**Section:** (none)

**Explanation**

**Explanation/Reference:**

Explanation:

#### **QUESTION 198**

Which statement is true about route preference?

- A. A lower preference is better than a higher preference
- B. A higher preference is better than a lower preference
- C. It must be assigned manually for each protocol.
- D. It is the same as a route metric.

**Correct Answer:** A

**Section:** (none)

**Explanation**

**Explanation/Reference:**



Explanation:

#### **QUESTION 199**

What do you use to segment larger IP networks into smaller IP networks?

- A. Wildcard masks
- B. Supernetting
- C. Routing policy
- D. Subnetting

**Correct Answer:** D

**Section:** (none)

**Explanation**

**Explanation/Reference:**

Explanation:

#### **QUESTION 200**

When sending a ping packet to a remote device, which statement is true?

- A. The Junos OS sends five pings by default.
- B. You must use a Control-C key sequence to end a continuous ping.
- C. You must use the ping command from within configuration mode.
- D. You must use the Control-Z key sequence to end a continuous ping

**Correct Answer:** B

**Section:** (none)

**Explanation**

**Explanation/Reference:**

Explanation: