

Juniper.Realtests.JN0-102.v2014-05-24.by.ALLISON.319q

Number: JN0-102
Passing Score: 800
Time Limit: 120 min
File Version: 22.5

VCEplus.com

Exam Code: JN0-102

Exam Name: Junos, Associate (JNCIA-Junos)



Real Answers to Practice Questions

Exam A

QUESTION 1

What are three benefits of class of service? (Choose three.)

- A. It can make a slow network faster.
- B. It can prioritize latency-sensitive traffic.
- C. It can eliminate congestion.
- D. It can control congestion.
- E. It can allocate bandwidth for different classes of traffic.

Correct Answer: BDE

Section: (none)

Explanation

Explanation/Reference:

Explanation:

QUESTION 2

Random early detection (RED) is associated with which class of service component?

- A. classification
- B. policing
- C. queuing
- D. scheduling

Correct Answer: D

Section: (none)

Explanation

Explanation/Reference:

Explanation:

QUESTION 3

Which class-of-service component allows you to define the bandwidth allocated to different traffic types?

- A. classification
- B. rewrite marking
- C. scheduling

D. queuing

Correct Answer: C

Section: (none)

Explanation

Explanation/Reference:

Explanation:

QUESTION 4

What are two purposes of a forwarding class? (Choose two.)

- A. to identify traffic that should be dropped
- B. to classify traffic
- C. to identify traffic that should receive common treatment
- D. to assign traffic to output queues

Correct Answer: CD

Section: (none)

Explanation

Explanation/Reference:

Explanation:

QUESTION 5

What represents the binary equivalence of 207?

- A. 11001111
- B. 11101011
- C. 11010111
- D. 11010101

Correct Answer: A

Section: (none)

Explanation

Explanation/Reference:

Explanation:

QUESTION 6

What represents the binary equivalence of 96?

- A. 11010100
- B. 01100000
- C. 11010000
- D. 11101010

Correct Answer: B

Section: (none)

Explanation

Explanation/Reference:

Explanation:

QUESTION 7

What represents the decimal equivalence of 01101110?

- A. 90
- B. 96
- C. 110
- D. 118

Correct Answer: C

Section: (none)

Explanation

Explanation/Reference:

Explanation:

QUESTION 8

What represents the decimal equivalence of 11100101?

- A. 5
- B. 93
- C. 177
- D. 229

Correct Answer: D

Section: (none)

Explanation

Explanation/Reference:

Explanation:

QUESTION 9

What represents the decimal equivalence of 11100111?

- A. 195
- B. 223
- C. 230
- D. 231

Correct Answer: D

Section: (none)

Explanation

Explanation/Reference:

Explanation:

QUESTION 10

What represents the binary equivalence of 148?

- A. 10010110
- B. 11010010
- C. 10011100
- D. 10010100

Correct Answer: D

Section: (none)

Explanation

Explanation/Reference:

Explanation:

QUESTION 11

What is the decimal equivalent of 10101010?

- A. 182
- B. 180
- C. 172
- D. 170

Correct Answer: D

Section: (none)

Explanation

Explanation/Reference:

Explanation:

QUESTION 12

What information is used by a switch to forward an Ethernet frame to its destination?

- A. IP address
- B. destination MAC address
- C. ARP table entry
- D. FCS checksum

Correct Answer: B

Section: (none)

Explanation

Explanation/Reference:

Explanation:

QUESTION 13

Which two statements accurately describe a broadcast domain? (Choose two.)

- A. Broadcast domains require that the participating devices connect to common switches or hubs.
- B. Broadcast domains consist of devices reachable by frames addressed to the Layer 2 broadcast address.
- C. Broadcast domains require a gateway device such as a router.
- D. Broadcast domains consist of devices that reside on the same VLAN.

Correct Answer: BD

Section: (none)

Explanation

Explanation/Reference:

Explanation:

QUESTION 14

Which two statements are correct about Layer 2 broadcast frames? (Choose two.)

- A. Layer 2 broadcast frames are processed by all devices on the same VLAN.
- B. Layer 2 broadcast frames are discarded by routers that connect to multiple VLANs.
- C. Layer 2 broadcast frames are relayed by routers to all connected VLANs.
- D. Layer 2 broadcast frames are relayed by switches to devices on the same VLAN.

Correct Answer: AD

Section: (none)

Explanation

Explanation/Reference:

Explanation:

QUESTION 15

Which two fields are found in an Ethernet frame header? (Choose two.)

- A. TTL
- B. flags
- C. checksum
- D. type

Correct Answer: CD

Section: (none)

Explanation

Explanation/Reference:

Explanation:

QUESTION 16

In the MAC address 00: : 9f:eA. , what represents the Organizationally Unique Identifier (OUI)?

- A. :9f:eA.

- B. 00: : :9f
- C. 9f:eA.
- D. 00: :

Correct Answer: D

Section: (none)

Explanation

Explanation/Reference:

Explanation:

QUESTION 17

What is a valid multicast MAC address?

- A. 00:90:69:9f:ea:46
- B. ff:ff:ff:ff:ff:ff
- C. 01:00:5e:28:12:95
- D. 99:99:99:99:99:99

Correct Answer: C

Section: (none)

Explanation

Explanation/Reference:

Explanation:

QUESTION 18

Which two statements are true regarding an Ethernet collision domain? (Choose two.)

- A. If a switch is used, the collision domain is limited to each device and the switch.
- B. If a hub is used, the collision domain is limited to each device and the hub.
- C. If a hub is used, the collision domain includes all devices connected to the hub.
- D. If a switch is used, the collision domain includes all devices connected to the switch.

Correct Answer: AC

Section: (none)

Explanation

Explanation/Reference:

Explanation:

QUESTION 19

Two devices on an Ethernet segment sent frames at the same time causing a collision. Which two statements are true? (Choose two.)

- A. Both devices stop transmitting, wait a random period of time, verify the wire is idle, and re- transmit.
- B. The device with the lowest MAC address is permitted to retransmit first.
- C. The device with the lowest MAC address sends a jam signal to notify all other devices of the collision.
- D. Both devices send a jam signal to notify all other devices of the collision.

Correct Answer: AD

Section: (none)

Explanation

Explanation/Reference:

Explanation:

QUESTION 20

Which statement is true regarding an Ethernet collision domain?

- A. If a router is used, the collision domain includes all devices connected to the router.
- B. If a hub is used, the collision domain is limited to each device and the hub.
- C. If a switch is used, the collision domain is limited to each device and the switch.
- D. If a bridge is used, the collision domain includes all devices connected to the bridge.

Correct Answer: C

Section: (none)

Explanation

Explanation/Reference:

Explanation:

QUESTION 21

What is the purpose of a network mask?

- A. It is used to identify the maximum hop count of a subnetwork.
- B. It is used to identify an IP address as either private or public.
- C. It is used to identify the network to which an IP address belongs.
- D. It is used to identify the total number of bits present in an IP address.

Correct Answer: C

Section: (none)

Explanation

Explanation/Reference:

Explanation:

QUESTION 22

What is the purpose of a network mask?

- A. It is used in conjunction with the wildcard mask to determine the number of hosts on a network.
- B. It is used to define which parts of the IP address are allocated to host addresses and network prefixes.
- C. It is used to hide subnets from external networks by masking the subnets with NAT.
- D. It is used to differentiate a network as a classful network or a classless network.

Correct Answer: B

Section: (none)

Explanation

Explanation/Reference:

Explanation:

QUESTION 23

Which two statements are true of a network mask? (Choose two.)

- A. A subnet mask specifies the portion of an IP address that is in a binary format.
- B. A subnet mask specifies the portion of an IP address that is in a decimal format.
- C. A subnet mask specifies the portion of an IP address that represents a network prefix.
- D. A subnet mask specifies the portion of an IP address that represents network hosts.

Correct Answer: CD

Section: (none)

Explanation

Explanation/Reference:

Explanation:

QUESTION 24

Which two characteristics describe the UDP protocol? (Choose two.)

- A. limited error checking
- B. defined timers
- C. no recovery mechanisms
- D. three-way handshake

Correct Answer: AC

Section: (none)

Explanation

Explanation/Reference:

Explanation:

QUESTION 25

You have been asked to develop an application that uses only connection-oriented protocols. Which two protocols can you use? (Choose two.)

- A. PPP
- B. UDP
- C. TCP
- D. ICMP

Correct Answer: AC

Section: (none)

Explanation

Explanation/Reference:

Explanation:

QUESTION 26

Which three protocols use UDP as a transport protocol by default? (Choose three.)

- A. HTTP
- B. TFTP
- C. DNS
- D. SNMP
- E. SMTP

Correct Answer: BCD

Section: (none)

Explanation

Explanation/Reference:

Explanation:

QUESTION 27

Which two protocols use UDP as a transport protocol by default? (Choose two.)

- A. Telnet
- B. ICMP
- C. DHCP
- D. RIP

Correct Answer: CD

Section: (none)

Explanation

Explanation/Reference:

Explanation:

QUESTION 28

Which network mask is the equivalent of 255.255.248.0?

- A. /20
- B. /21
- C. /22
- D. /23

Correct Answer: B

Section: (none)

Explanation

Explanation/Reference:

Explanation:

QUESTION 29

You have been assigned the /24 network and need to segment it into at least 60 subnets. Which network mask meets this requirement?

- A. /27
- B. /28
- C. /29
- D. /30

Correct Answer: D

Section: (none)

Explanation

Explanation/Reference:

Explanation:

QUESTION 30

You must segment your internal /24 network into a minimum of 12 subnets, each containing a minimum of 12 hosts. Which network mask do you use?

- A. /26
- B. /27
- C. /28
- D. /29

Correct Answer: C

Section: (none)

Explanation

Explanation/Reference:

Explanation:

QUESTION 31

What are the usable hosts on the .128.0/19 network?

- A. .128.1 through .143.254
- B. .128.128 through .134.254
- C. .128.0 through .134.254
- D. .128.1 through .159.254

Correct Answer: D

Section: (none)

Explanation

Explanation/Reference:

Explanation:

QUESTION 32

You have been allocated a /22 network. How many usable hosts are available?

- A. 510
- B. 512
- C. 1022
- D. 1024

Correct Answer: C

Section: (none)

Explanation

Explanation/Reference:

Explanation:

QUESTION 33

You have been asked to use a 23-bit network mask to segment the network block 209.18.12.0. How many usable host addresses will there be per subnet?

- A. 510
- B. 1022
- C. 2046
- D. 8190

Correct Answer: A

Section: (none)

Explanation

Explanation/Reference:

Explanation:

QUESTION 34

-- Exhibit --

user@router# run show interfaces terse

Interface Admin Link Proto Local

fe-0/0/0 up up

fe-0/0/0.0 up upinet 10.0.39.2/24

iso

mpls

fe-0/0/1 up up

fe-0/0/1.0 up upinet 10.0.18.2/24

fe-0/0/1.5 down up inet 10.0.19.2/24

-- Exhibit --

An administrator is unable to ping any address on the 10.0.19.0/24 subnet. To identify the problem, the administrator uses the command shown in the exhibit.

Which step should be taken to solve the problem?

- A. Check the physical cable.
- B. Issue the command activate interfaces fe-0/0/1.5 .
- C. Issue the command delete interfaces fe-0/0/1.5 disable.
- D. Reconfigure the IP address.

Correct Answer: C

Section: (none)

Explanation

Explanation/Reference:

Explanation:

QUESTION 35

-- Exhibit --

interfaces {

ge-0/0/8 {

unit 0 {

```
family inet {  
  address 192.168.1.1/24;  
}  
}  
}  
ge-0/0/9 {  
  unit 0 {  
    family inet {  
      address 192.168.10.1/24;  
    }  
  }  
}  
}
```

-- Exhibit --

Referring to the exhibit, which command would you use to add an additional address to the ge- 0/0/9.0 interface?

- A. [edit interfaces ge-0/0/9 unit 0]
user@router# set family inet address /24
- B. [edit interfaces ge-0/0/9 unit 0]
user@router# set family inet secondary-address /24
- C. [edit interfaces ge-0/0/9 unit 0]
user@router# set family inet address /24 secondary
- D. [edit interfaces ge-0/0/9 unit 0]
user@router# set family inet address-secondary /24

Correct Answer: A

Section: (none)

Explanation

Explanation/Reference:

Explanation:

QUESTION 36

-- Exhibit --

[edit snmp]

user@router# show

community CommunityA {

authorization read-only;

clients {

192.168.1.0/28;

}

}

trap-group groupA {

categories {

link;

}

targets {

192.168.100.1;

192.168.200.1;

}

}

-- Exhibit --

Referring to the exhibit, what is the purpose of the targets section of the configuration?

- A. It defines which devices will be sending traps.
- B. It specifies where to send traps.
- C. It defines the IP addresses of management systems that can access the device.
- D. It specifies which devices can be polled for SNMP data.

Correct Answer: B

Section: (none)

Explanation

Explanation/Reference:

Explanation:

QUESTION 37

-- Exhibit --

traceroute to 10.1.15.2 (10.1.15.2), 30 hops max, 40 byte packets

1 10.1.36.1 (10.1.36.1) 0.651 ms 7.834 ms 0.506 ms

2 10.1.23.1 (10.1.23.1) 0.5 ms 0.5 ms 0.5 ms

3 * * *

4 * * *

-- Exhibit --

Referring to the exhibit, which statement is correct?

- A. The packets have exceeded the time-to-live value.
- B. There is a loop.
- C. The asterisks indicate a response time out.
- D. The asterisks indicate that the traceroute is completed.

Correct Answer: C

Section: (none)

Explanation

Explanation/Reference:

Explanation:

QUESTION 38

-- Exhibit --

```
user@router# run show route /24
```

```
inet.0: 142 destinations, 142 routes (141 active, 0 holddown, 1 hidden)
```

+ = Active Route, - = Last Active, * = Both

```
/24 *[OSPF/10] 04:10:20
```

```
>to 172.25.213.11 via ge-1/0/1.0
```

```
to 172.25.213.23 via ge-1/0/2.0
```

-- Exhibit --

In the exhibit, what does the (>) symbol indicate?

- A. There is a software issue with ge-1/0/1.0 interface.
- B. There is a hardware issue with ge-1/0/1.0 interface.
- C. The next hop of 172.25.213.11 is selected.
- D. The next hop of 172.25.213.11 is not resolvable.

Correct Answer: C

Section: (none)

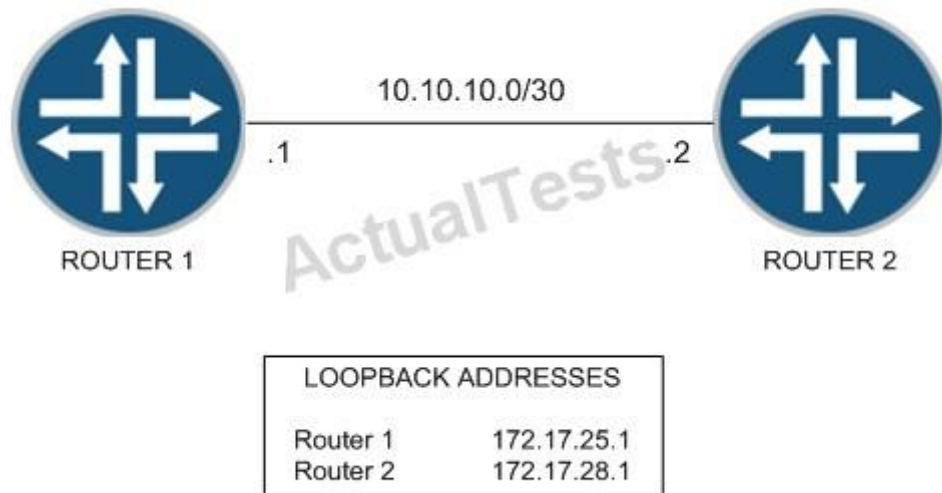
Explanation

Explanation/Reference:

Explanation:

QUESTION 39

-- Exhibit



-- Exhibit --

You have been asked to establish reachability between Router 1's and Router 2's loopback addresses as shown in the exhibit. Which two steps will accomplish this task? (Choose two.)

- A. Create a static route on Router 1 to 172.17.28.1 with a next hop of 10.10.10.2.
- B. Create a static route on Router 1 to 172.17.28.1 with a next hop of 10.10.10.1.
- C. Create a static route on Router 2 to 172.17.25.1 with a next hop of 10.10.10.1.
- D. Create a static route on Router 1 to 172.17.25.1 with a next hop of 10.10.10.2.

Correct Answer: AC

Section: (none)

Explanation

Explanation/Reference:

Explanation:

QUESTION 40

-- Exhibit --

[edit routing-options]

```
user@router# show
```

```
static {  
  defaults {  
    metric 10;  
    preference 10;  
  }  
  route 10.10.10.0/24 {  
    next-hop 192.168.100.1;  
    qualified-next-hop 192.168.200.1;  
    preference 6;  
  }  
  metric 8;  
}
```

-- Exhibit --

Given the configuration shown in the exhibit, which statement is correct about traffic matching the route 10.10.10.0/24?

- A. It will be forwarded to 192.168.100.1 using a metric of 10.
- B. It will be forwarded to 192.168.100.1 using a metric of 8.
- C. It will be forwarded to 192.168.200.1 using a metric of 8.
- D. It will be forwarded to 192.168.200.1 using a metric of 10.

Correct Answer: C

Section: (none)

Explanation

Explanation/Reference:

Explanation:

QUESTION 41

-- Exhibit --

```
user@router> show route
```

```
inet.0: 9 destinations, 9 routes (9 active, 0 holddown, 0 hidden)
```

+ = Active Route, - = Last Active, * = Both

```
10.10.10.91/32 *[Direct/0] 00:09:40
```

```
>via lo0.0
```

```
10.10.10.92/32 *[OSPF/10] 00:01:50, metric 1
```

```
>to 172.16.1.2 via ge-0/0/2.0
```

```
100.100.1.0/24 *[Static/5] 00:01:50
```

```
Reject
```

```
172.16.1.0/24 *[Direct/0] 00:06:09
```

```
>via ge-0/0/2.0
```

```
172.16.1.1/32 *[Local/0] 00:06:09
```

```
Local via ge-0/0/2.0
```

```
192.168.0.0/16 *[Aggregate/130] 00:00:06
```

```
Reject
```

```
192.168.0.0/17 *[Aggregate/130] 00:00:06
```

```
>to 172.16.1.2 via ge-0/0/2.0
```

```
192.168.50.0/24 *[Static/5] 00:00:06
```

```
>to 172.16.1.2 via ge-0/0/2.0
```

192.168.51.0/24 *[Static/5] 00:00:06

>to 172.16.1.2 via ge-0/0/2.0

user@router> show configuration policy-options

```
policy-statement demo {
```

```
term 1 {
```

```
from {
```

```
route-filter 192.168.0.0/16 longer accept;
```

```
}
```

```
then reject;
```

```
}
```

```
}
```

user@router> show configuration protocols ospf

```
export demo;
```

```
area 0.0.0.0 {
```

```
interface ge-0/0/2.0;
```

```
}
```

-- Exhibit --

Given the configuration and routing table shown in the exhibit, which routes will be advertised to OSPF neighbors because of the demo policy?

- A. 192.168.0.0/16 only
- B. 192.168.0.0/17 only
- C. 192.168.50.0/24 and 192.168.51.0/24
- D. 192.168.0.0/17, 192.168.50.0/24, and 192.168.51.0/24

Correct Answer: D

Section: (none)

Explanation

Explanation/Reference:

Explanation:

QUESTION 42

-- Exhibit --

user@router> show route

inet.0: 9 destinations, 9 routes (9 active, 0 holddown, 0 hidden)

+ = Active Route, - = Last Active, * = Both

10.10.10.91/32 *[Direct/0] 00:09:40

>via lo0.0

10.10.10.92/32 *[OSPF/10] 00:01:50, metric 1

>to 172.16.1.2 via ge-0/0/2.0

100.100.1.0/24 *[Static/5] 00:01:50

Reject

172.16.1.0/24 *[Direct/0] 00:06:09

>via ge-0/0/2.0

172.16.1.1/32 *[Local/0] 00:06:09

Local via ge-0/0/2.0

192.168.0.0/16 *[Aggregate/130] 00:00:06

Reject

192.168.0.0/17 *[Aggregate/130] 00:00:06


```
>to 172.16.1.2 via ge-0/0/2.0
```

```
192.168.50.0/24 *[Static/5] 00:00:06
```

```
>to 172.16.1.2 via ge-0/0/2.0
```

```
192.168.51.0/24 *[Static/5] 00:00:06
```

```
>to 172.16.1.2 via ge-0/0/2.0
```

```
user@router> show configuration policy-options
```

```
policy-statement demo {
```

```
term 1 {
```

```
from {
```

```
protocol static;
```

```
route-filter 192.168.0.0/16 orlonger accept;
```

```
}
```

```
then accept;
```

```
}
```

```
}
```

```
user@router> show configuration protocols ospf
```

```
export demo;
```

```
area 0.0.0.0 {
```

```
interface ge-0/0/2.0;
```

```
}
```

```
-- Exhibit --
```

Given the configuration and routing table shown in the exhibit, which routes will be advertised to OSPF neighbors because of the demo policy?

- A. 192.168.0.0/16 only
- B. 192.168.50.0/24 only
- C. 192.168.50.0/24 and 192.168.51.0/24
- D. 192.168.0.0/17, 192.168.50.0/24, and 192.168.51.0/24

Correct Answer: C

Section: (none)

Explanation

Explanation/Reference:

Explanation:

QUESTION 43

-- Exhibit --

```
user@router> show configuration firewall
```

```
family inet {
```

```
filter demo {
```

```
term example {
```

```
from {
```

```
source-address {
```

```
100.100.100.0/24;
```

```
}
```

```
destination-address {
```

```
200.200.200.0/24;
```

```
}
```

```
}
```

```
then {
```

```
reject;
}
}
term testing {
  from {
    source-address {
      10.10.10.0/28;
    }
    destination-address {
      200.200.200.0/24;
    }
  }
  then sample;
}
term results {
  from {
    address {
      200.200.200.0/24;
    }
  }
  then accept;
```

```
}  
term final {  
  thenpolicer LAPD;  
}  
}  
}
```

-- Exhibit --

Given the configuration shown in the exhibit, what will happen to traffic from source 10.10.10.25 destined to 200.200.200.1?

- A. The traffic will be rejected.
- B. The traffic will be dropped.
- C. The traffic will be forwarded.
- D. The traffic will be policed.

Correct Answer: C

Section: (none)

Explanation

Explanation/Reference:

Explanation:

QUESTION 44

-- Exhibit --

```
user@router> show route
```

```
inet.0: 9 destinations, 9 routes (9 active, 0 holddown, 0 hidden)
```

```
+ = Active Route, - = Last Active, * = Both
```

```
10.10.10.91/32 *[Direct/0] 00:09:40
```

```
>via lo0.0
```

```
10.10.10.92/32 *[OSPF/10] 00:01:50, metric 1
>to 172.16.1.2 via ge-0/0/2.0
100.100.1.0/24 *[Static/5] 00:01:50
Reject
172.16.1.0/24 *[Direct/0] 00:06:09
>via ge-0/0/2.0
172.16.1.1/32 *[Local/0] 00:06:09
Local via ge-0/0/2.0
192.168.0.0/16 *[Aggregate/130] 00:00:06
Reject
192.168.0.0/17 *[Aggregate/130] 00:00:06
>to 172.16.1.2 via ge-0/0/2.0
192.168.50.0/24 *[Static/5] 00:00:06
>to 172.16.1.2 via ge-0/0/2.0
192.168.51.0/24 *[Static/5] 00:00:06
>to 172.16.1.2 via ge-0/0/2.0
user@router> show configuration policy-options
policy-statement demo {
term 1 {
from {
protocol aggregate;
```

```
route-filter 192.168.0.0/16 longer;
}
then accept;
}
}

user@router> show configuration protocols ospf
export demo;
area 0.0.0.0 {
interface ge-0/0/2.0;
}
```

-- Exhibit --

Given the configuration and routing table shown in the exhibit, which routes will be advertised to OSPF neighbors because of the demo policy?

- A. 192.168.0.0/16 only
- B. 192.168.0.0/17 only
- C. 192.168.0.0/16 and 192.168.0.0/17
- D. 192.168.0.0/17, 192.168.50.0/24, and 192.168.51.0/24

Correct Answer: B

Section: (none)

Explanation

Explanation/Reference:

Explanation:

QUESTION 45

-- Exhibit --

[edit policy-options]

```
user@router# show
```

```
policy-statement policyABC {  
  term A {  
    from {  
      protocol rip;  
      route-filter 192.168.1.0/24 longer;  
    }  
    then accept;  
  }  
}  
  
[edit protocols ospf]  
user@router# show  
export policyABC;  
area 0.0.0.0 {  
  interface ge-0/0/0.0;  
  interface lo0.0;  
}
```

-- Exhibit --

Referring to the exhibit, which two statements are true? (Choose two.)

- A. The route 192.168.1.0/25 is accepted.
- B. The route 192.168.2.0/24 is accepted.
- C. OSPF routes will be exported into RIP.
- D. RIP routes will be exported into OSPF.

Correct Answer: AD

Section: (none)

Explanation

Explanation/Reference:

Explanation:

QUESTION 46

-- Exhibit --

[edit interfaces]

user@router# show

...

lo0 {

unit 0 {

family inet {

filter {

input protect-loopback;

}

address 192.168.100.1/32;

}

}

}

-- Exhibit --

Given the configuration shown in the exhibit, what is the function of the protect-loopback filter?

A. to protect the Routing Engine

- B. to protect all interfaces on the device
- C. to protect the Packet Forwarding Engine
- D. to protect the management interface

Correct Answer: A

Section: (none)

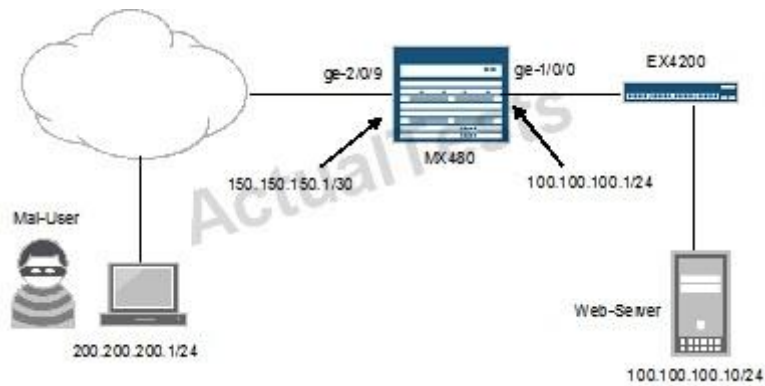
Explanation

Explanation/Reference:

Explanation:

QUESTION 47

-- Exhibit



-- Exhibit --

Referring to the exhibit, you want to block HTTP access to Web-Server from the subnet where Mal-User is located. All other traffic should be permitted.

Which firewall filter configuration do you use?

- A. [edit firewall family inet filter STOP-MAL-USER]
 user@router# show
 term one {
 from {
 source-address {
 200.200.200.0/24;
 }
 }
 }

```
destination-address {  
100.100.100.10/32;  
}  
protocoltcp;  
destination-port http;  
}  
then accept;  
}  
term two {  
then {  
reject;  
}  
}
```

B. [edit firewall family inet filter STOP-MAL-USER]

```
user@router# show  
term one {  
from {  
source-address {  
100.100.100.0/24;  
}  
destination-address {  
200.200.200.1/32;  
}  
protocoltcp;  
destination-port http;  
}  
then accept;  
}  
term two {  
then {  
reject;  
}  
}
```

C. [edit firewall family inet filter STOP-MAL-USER]

```
user@router# show  
term one {  
from {  
source-address {  
100.100.100.0/24;  
}  
destination-address {  
200.200.200.1/32;  
}
```

```
}
protocol tcp;
destination-port http;
}
then reject;
}
term two {
then {
accept;
}
}
```

D. [edit firewall family inet filter STOP-MAL-USER]

```
user@router# show
term one {
from {
source-address {
200.200.200.0/24;
}
destination-address {
100.100.100.10/32;
}
protocol tcp;
destination-port http;
}
then reject;
}
term two {
then {
accept;
}
}
```

Correct Answer: D

Section: (none)

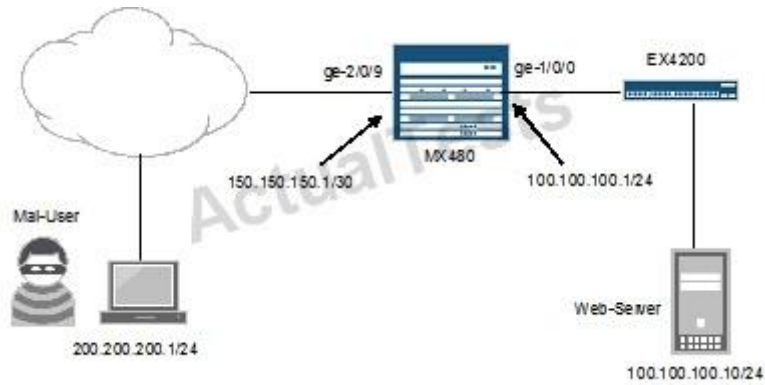
Explanation

Explanation/Reference:

Explanation:

QUESTION 48

-- Exhibit



-- Exhibit --

Referring to the exhibit, you are asked to rate-limit traffic from Web-Server to the subnet where Mal-User is located. All other traffic should be permitted.

Which firewall filter configuration do you use?

```
A. [edit firewall]
user@router# show
policer LIMIT-MAL-USER {
  if-exceeding {
    bandwidth-limit 400k;
    burst-size-limit 100k;
  }
  then discard;
}
family inet {
  filter STOP-MAL-USER {
    term one {
      from {
        source-address {
          100.100.100.10/32;
        }
        destination-address {
          200.200.200.0/24;
        }
      }
      then policer LIMIT-MAL-USER;
    }
  }
}
```

```
term two {  
then accept;  
}  
}  
}
```

B. [edit firewall]
user@router# show
policer LIMIT-BAD-USER {
if-exceeding {
bandwidth-limit 400k;
burst-size-limit 100k;
}
then discard;
}
familyinet {
filter STOP-MAL-USER {
term one {
from {
source-address {
100.100.100.10/32;
}
destination-address {
200.200.200.0/24;
}
}
}
then policer LIMIT-MAL-USER;
}
term two {
then accept;
}
}
}

C. [edit firewall]
user@router# show
policer LIMIT-MAL-USER {
if-exceeding {
bandwidth-limit 400k;
burst-size-limit 100k;
}
then discard;
}
familyinet {

```

filter STOP-MAL-USER {
term one {
from {
source-address {
100.100.100.10/32;
}
destination-address {
200.200.200.0/24;
}
}
}
then policer LIMIT-MAL-USER;
}
term two {
then reject;
}
}
}

```

D. [edit firewall]

```

user@router# show
policer LIMIT-MAL-USER {
if-exceeding {
bandwidth-limit 400k;
burst-size-limit 100k;
}
then discard;
}
family inet {
filter STOP-MAL-USER {
term one {
from {
source-address {
200.200.200.0/24;
}
destination-address {
100.100.100.10/32;
}
}
}
then policer LIMIT-MAL-USER;
}
term two {
then accept;
}
}
}

```

```
}  
}
```

Correct Answer: A

Section: (none)

Explanation

Explanation/Reference:

Explanation:

QUESTION 49

-- Exhibit --

...

```
if-exceeding {
```

```
bandwidth-limit 1m;
```

```
burst-size-limit 3k;
```

```
}
```

```
then discard;
```

-- Exhibit --

The configuration in the exhibit is associated with which class of service component?

A. classification

B. policing

C. queuing

D. scheduling

Correct Answer: B

Section: (none)

Explanation

Explanation/Reference:

Explanation:

QUESTION 50

-- Exhibit --

[edit firewall family inet filter COS-CLASSIFIER]

user@router# show

term MANAGER {

from {

source-address {

192.168.200.0/25;

}

destination-address {

100.100.100.1/32;

}

}

then {

forwarding-class expedited-forwarding;

accept;

}

}

term ALL-OTHER-TRAFFIC {

then accept;

}

[edit interfaces ge-0/0/1]


```
user@router# show
unit 0 {

familyinet {

filter {

input COS-CLASSIFIER;

}

address 192.168.200.1/24;

}

}
```

-- Exhibit --

Referring to the exhibit, which type of classifier is being used in this CoS configuration?

- A. behavior aggregate
- B. policer
- C. multifield
- D. forwarding policy

Correct Answer: C

Section: (none)

Explanation

Explanation/Reference:

Explanation:

QUESTION 51

-- Exhibit --

[edit class-of-service]

```
user@router# show
```

```
interfaces {  
  ge-0/0/2 {  
    unit 0 {  
      classifiers {  
        inet-precedence default;  
      }  
    }  
  }  
}  
  
-- Exhibit --
```

Referring to the exhibit, which type of classifier is being used in this CoS configuration?

- A. behavior aggregate
- B. policer
- C. multifield
- D. forwarding policy

Correct Answer: A

Section: (none)

Explanation

Explanation/Reference:

Explanation:

QUESTION 52

-- Exhibit --

```
user@router> show route protocol static
```

```
inet.0: 12 destinations, 12 routes (12 active, 0 holddown, 0 hidden)
```

+ = Active Route, - = Last Active, * = Both

192.168.1.128/27 *[Static/5] 00:03:13

>to 10.20.106.10 via fe-0/0/5.1

192.168.1.144/29 *[Static/5] 00:03:13

>to 10.20.14.131 via ge-0/0/0.0

192.168.1.192/27 *[Static/5] 00:03:13

>to 10.18.1.1 via ge-0/0/1.0

192.168.1.128/28 *[Static/5] 00:01:06

>to 10.20.14.130 via ge-0/0/0.0

-- Exhibit --

Given the routing entries shown in the exhibit, which next-hop IP address will be used for the destination IP address 192.168.1.142? (Assume that only static routes are available for the destination.)

- A. 10.20.106.10
- B. 10.20.14.131
- C. 10.18.1.1
- D. 10.20.14.130

Correct Answer: D

Section: (none)

Explanation

Explanation/Reference:

Explanation:

QUESTION 53

-- Exhibit --

user@router> show route protocol static

inet.0: 12 destinations, 12 routes (12 active, 0 holddown, 0 hidden)

+ = Active Route, - = Last Active, * = Both

192.168.1.128/27 *[Static/5] 00:03:13

>to 10.20.106.10 via fe-0/0/5.1

192.168.1.144/29 *[Static/5] 00:03:13

>to 10.20.14.131 via ge-0/0/0.0

192.168.1.192/27 *[Static/5] 00:03:13

>to 10.18.1.1 via ge-0/0/1.0

192.168.1.128/28 *[Static/5] 00:01:06

>to 10.20.14.130 via ge-0/0/0.0

-- Exhibit --

Given the routing entries shown in the exhibit, which next-hop IP address will be used for the destination IP address 192.168.1.159? (Assume that only static routes are available for the destination.)

- A. 10.20.14.130
- B. 10.18.1.1
- C. 10.20.14.131
- D. 10.20.106.10

Correct Answer: D

Section: (none)

Explanation

Explanation/Reference:

Explanation:

QUESTION 54

-- Exhibit --

user@router> show route protocol static

inet.0: 12 destinations, 12 routes (12 active, 0 holddown, 0 hidden)

+ = Active Route, - = Last Active, * = Both

192.168.1.0/24 *[Static/5] 00:03:13

>to 10.20.106.10 via fe-0/0/5.1

192.168.1.192/26 *[Static/5] 00:03:13

>to 10.20.14.131 via ge-0/0/0.0

192.168.1.192/27 *[Static/5] 00:03:13

>to 10.18.1.1 via ge-0/0/1.0

192.168.1.4/30 *[Static/5] 00:01:06

>to 10.20.14.130 via ge-0/0/0.0

-- Exhibit --

Using the routing table shown in the exhibit, what will be the next-hop IP address used for a destination IP address of 192.168.1.1? (Assume that the only routes to this destination are static routes.)

- A. 10.20.14.130
- B. 10.18.1.1
- C. 10.20.14.131
- D. 10.20.106.10

Correct Answer: D

Section: (none)

Explanation

Explanation/Reference:

Explanation: NOTE: This was created by Bawlsdeep but the site you got this from likes to change it another name and then try to charge you for this download along with Avanset. May 20 2014... ~BawlsDeep

Exam B

QUESTION 1

What is a valid option when using the ping command?

- A. packet loss
- B. packet size
- C. CRC
- D. TCP port

Correct Answer: B

Section: (none)

Explanation

Explanation/Reference:

Explanation:

QUESTION 2

You issue the ping interface t1-1/1/0 bypass-routing count 1000 rapid command. Which statement is correct?

- A. The count parameter creates a counter that you can view with the show firewall command.
- B. The count parameter allows the router to count the number of pings for logging purposes.
- C. The count parameter allows the router to pause for 1000 seconds before sending out a ping.
- D. The count parameter allows the router to send out 1000 pings and then stop.

Correct Answer: D

Section: (none)

Explanation

Explanation/Reference:

Explanation:

QUESTION 3

You issue the ping interface t1-1/1/0 1.1.1.1 bypass-routing count 1000 rapid command. Which statement is correct?

- A. The bypass-routing parameter is used to test the density on the T1 line.
- B. The bypass-routing parameter cannot be used on a T1 interface.
- C. The bypass-routing parameter allows you to ping a host through an interface that has no route through it.
- D. The bypass-routing parameter allows you to ping a local WAN interface without generating any outbound traffic.

Correct Answer: C

Section: (none)

Explanation

Explanation/Reference:

Explanation:

QUESTION 4

You issue the command `telnet interface ge-1/1/0 10.10.10.1 source 192.168.100.1 bypass-routing`. Which statement is correct?

- A. The bypass-routing parameter is ignored when using private IP addressing.
- B. The telnet session will have the source IP address 10.10.10.1.
- C. The telnet session will connect to the neighboring device's interface ge-1/1/0.
- D. Return traffic for the telnet session might not arrive at interface ge-1/1/0.

Correct Answer: D

Section: (none)

Explanation

Explanation/Reference:

Explanation:

QUESTION 5

Which command do you issue to upgrade the current software on Junos devices?

- A. `request system software replace`
- B. `request system software install`
- C. `request system software add`
- D. `request system software upgrade`

Correct Answer: C

Section: (none)

Explanation

Explanation/Reference:

Explanation:

QUESTION 6

Which two commands allow you to return to a previous version of software on the device? (Choose two.)

- A. request system software add
- B. request system software downgrade
- C. request system software replace
- D. request system software rollback

Correct Answer: AD

Section: (none)

Explanation

Explanation/Reference:

Explanation:

QUESTION 7

Which CLI command do you use to determine which files are cleanup candidates?

- A. request system storage cleanup candidates
- B. request system services storage candidates
- C. request system services candidate cleanup
- D. request system storage cleanup dry-run

Correct Answer: D

Section: (none)

Explanation

Explanation/Reference:

Explanation:

QUESTION 8

Which three steps are part of the root password recovery process? (Choose three.)

- A. Reboot the device.
- B. Run the recovery script.
- C. Reset the root password.
- D. Reset the user passwords.
- E. Load factory-default configuration.

Correct Answer: ABC

Section: (none)

Explanation

Explanation/Reference:

Explanation:

QUESTION 9

During a password recovery, what is the next step after configuring the system to boot into single- user mode?

- A. Reset the root password.
- B. Press the space bar.
- C. Type recovery.
- D. Press the "Enter" key.

Correct Answer: C

Section: (none)

Explanation

Explanation/Reference:

Explanation:

QUESTION 10

Which statement is true regarding the password-recovery process?

- A. You must have a console connection.
- B. You cannot set the console port to an insecure mode.
- C. You must press the Enter key so that you can boot into single-user mode.
- D. When prompted to enter the full pathname of the shell, you must press the Enter key.

Correct Answer: A

Section: (none)

Explanation

Explanation/Reference:

Explanation:

QUESTION 11

What is the role of route preference?

- A. It is used as a tiebreaker when the same prefix is available through multiple protocols.
- B. It is used to determine the preferred path to a given destination.
- C. It is used to select the best route between multiple equal-cost paths.
- D. It is used to select which routing table to use for forwarding.

Correct Answer: A

Section: (none)

Explanation

Explanation/Reference:

Explanation:

QUESTION 12

Which two statements are correct regarding default protocol preference values? (Choose two.)

- A. OSPF internal routes have a lower preference than static routes.
- B. Both direct and local routes have the same preference value.
- C. OSPF's preference value is lower than BGP.
- D. OSPF has a single preference value for both internal and external routes.

Correct Answer: BC

Section: (none)

Explanation

Explanation/Reference:

Explanation:

QUESTION 13

What is the default route preference value for EBGp?

- A. 20
- B. 100
- C. 170
- D. 200

Correct Answer: C

Section: (none)

Explanation

Explanation/Reference:

Explanation:

QUESTION 14

Which two statements are correct regarding default protocol preference values? (Choose two.)

- A. RIP is preferred over OSPF external routes.
- B. Direct, local, and static routes have the same preference value.
- C. OSPF's preference value is lower than BGP.
- D. OSPF has a single preference value for both internal and external routes.

Correct Answer: AC

Section: (none)

Explanation

Explanation/Reference:

Explanation:

QUESTION 15

What is the default protocol preference for OSPF internal routes?

- A. 10
- B. 15
- C. 150
- D. 160

Correct Answer: A

Section: (none)

Explanation

Explanation/Reference:

Explanation:

QUESTION 16

You are modifying the default route preference under the [edit protocols] hierarchy. In which two routing information sources can you change the default preference value? (Choose two.)

- A. local
- B. OSPF
- C. direct
- D. BGP

Correct Answer: BD

Section: (none)

Explanation

Explanation/Reference:

Explanation:

QUESTION 17

By default, if equal-cost paths exist for the same destination, which action will the router take?

- A. Drop half the traffic.
- B. Make a copy of the traffic and send it to both destinations.
- C. Load-balance traffic between the available paths.
- D. Randomly select one of the available paths to send traffic.

Correct Answer: D

Section: (none)

Explanation

Explanation/Reference:

Explanation:

QUESTION 18

Which command will display only direct routes?

- A. show route
- B. show route inet.0 direct
- C. show ip route direct
- D. show route protocol direct

Correct Answer: D

Section: (none)

Explanation

Explanation/Reference:

Explanation:

QUESTION 19

What are two reasons why a route might be hidden? (Choose two.)

- A. route preference
- B. routing loop
- C. invalid next hop
- D. routing policy

Correct Answer: CD

Section: (none)

Explanation

Explanation/Reference:

Explanation:

QUESTION 20

When attempting to view the OSPF routes in the routing table, you issue the command show route table inet.3 but no OSPF routes are displayed. What is the problem?

- A. The OSPF routes are located in the inet4.0 routing table.
- B. The OSPF routes are located in the inet.0 routing table.
- C. The OSPF routes are located in the inet.2 routing table.
- D. The OSPF routes are located in the inet4.3 routing table.

Correct Answer: B

Section: (none)

Explanation

Explanation/Reference:

Explanation:

QUESTION 21

By default, what are three valid routing tables? (Choose three.)

- A. inet.0

- B. inet4.0
- C. inet.6
- D. inet6.0
- E. inet.3

Correct Answer: ADE

Section: (none)

Explanation

Explanation/Reference:

Explanation:

QUESTION 22

Which two commands would you use to view OSPF routes? (Choose two.)

- A. show ip route ospf
- B. show ospf routes
- C. show route protocol ospf
- D. show route

Correct Answer: CD

Section: (none)

Explanation

Explanation/Reference:

Explanation:

QUESTION 23

Which statement is true about routing tables on a Junos device?

- A. They purge any routes not selected as active routes.
- B. They exist in two places: the Routing Engine and the Packet Forwarding Engine.
- C. They are exclusively designed to handle dynamic routing protocols.
- D. They populate the forwarding table.

Correct Answer: D

Section: (none)

Explanation

Explanation/Reference:

Explanation:

QUESTION 24

Which two statements are true about the forwarding table? (Choose two.)

- A. The forwarding table lists each source protocol and preference for each destination.
- B. The forwarding table contains only active routes.
- C. The forwarding table is used to process transit packets.
- D. The forwarding table is stored in compact flash.

Correct Answer: BC

Section: (none)

Explanation

Explanation/Reference:

Explanation:

QUESTION 25

Which statement is true about the forwarding table?

- A. The forwarding table is stored in the control plane only.
- B. The forwarding table is stored in the control plane and in the forwarding plane.
- C. The forwarding table contains both active and inactive routes.
- D. The forwarding table can contain only a single next hop per destination.

Correct Answer: B

Section: (none)

Explanation

Explanation/Reference:

Explanation:

QUESTION 26

Which statement is true about a routing table?

- A. It contains routes learned dynamically only.
- B. It finds the best path to each destination by using a modified shortest-path-first calculation.

- C. It contains only active BGP routes.
- D. It contains all accepted routes to all destinations.

Correct Answer: D

Section: (none)

Explanation

Explanation/Reference:

Explanation:

QUESTION 27

Which statement is true about the routing table?

- A. The routing table exists in the control plane only.
- B. The routing table exists in the control plane and in the forwarding plane.
- C. The routing table contains both active and inactive routes.
- D. The routing table is stored on compact flash.

Correct Answer: A

Section: (none)

Explanation

Explanation/Reference:

Explanation:

QUESTION 28

You have been asked to create a static route with a next hop that is not directly connected to the router. Which configuration parameter enables the static route to accomplish this scenario?

- A. resolve
- B. indirect
- C. next-hop
- D. recursive

Correct Answer: A

Section: (none)

Explanation

Explanation/Reference:

Explanation:

QUESTION 29

You have been asked to configure your MX240 with a default route toward your upstream ISP at IP address 192.168.100.1. Which command successfully completes this task?

- A. user@router# set routing-options static route 0.0.0.0/0 next-hop 192.168.100.1
- B. user@router# set routing-options default route 0.0.0.0/0 next-hop 192.168.100.1
- C. user@router# set forwarding-options static route 0.0.0.0/0 next-hop 192.168.100.1
- D. user@router# set protocols default route 0.0.0.0/0 next-hop 192.168.100.1

Correct Answer: A

Section: (none)

Explanation

Explanation/Reference:

Explanation:

QUESTION 30

Which protocol creates a complete database of the network topology prior to calculating the optimal route?

- A. BGP
- B. PIM
- C. OSPF
- D. RIP

Correct Answer: C

Section: (none)

Explanation

Explanation/Reference:

Explanation:

QUESTION 31

Which statement describes an advantage of dynamic routing?

- A. Dynamic routing is typically more scalable when compared to static routing.
- B. Unlike static routing, dynamic routing requires no initial user configuration.
- C. Unlike static routing, dynamic routing provides redundant IP addresses for end-user devices.

D. Dynamic routing provides DNS services along with IP connectivity, whereas static routing does not.

Correct Answer: A

Section: (none)

Explanation

Explanation/Reference:

Explanation:

QUESTION 32

What is an advantage of dynamic routing?

- A. Unlike static routing, dynamic routing provides redundant IP addresses for end-user devices.
- B. Unlike static routing, dynamic routing requires no initial user configuration.
- C. Dynamic routing can provide increased network availability when compared to static routing.
- D. Dynamic routing provides DNS services along with IP connectivity; static routing does not.

Correct Answer: C

Section: (none)

Explanation

Explanation/Reference:

Explanation:

QUESTION 33

Which statement describes an advantage of dynamic routing?

- A. Dynamic routing provides redundant IP addresses for end-user devices, unlike static routing.
- B. Dynamic routing requires no initial user configuration, unlike static routing.
- C. Dynamic routing provides DNS services along with IP connectivity; static routing does not.
- D. Dynamic routing typically requires less time to implement than static routing in a large network.

Correct Answer: D

Section: (none)

Explanation

Explanation/Reference:

Explanation:

QUESTION 34

You have a network containing 120 routers. You must establish and maintain connectivity between the loopback interfaces of all routers. Because of the critical services using the network, you need redundancy and fast failover. Which routing protocol should you use in this scenario?

- A. OSPF
- B. RIP
- C. BGP
- D. static

Correct Answer: A

Section: (none)

Explanation

Explanation/Reference:

Explanation:

QUESTION 35

What are three examples of dynamic IGPs? (Choose three.)

- A. OSPF
- B. BGP
- C. IS-IS
- D. PIM
- E. RIP

Correct Answer: ACE

Section: (none)

Explanation

Explanation/Reference:

Explanation:

QUESTION 36

Which three statements are true about terms in a policy? (Choose three.)

- A. The order of the terms in a policy is irrelevant.
- B. The action is specified in a then statement.
- C. Terms are optional in a policy.

- D. The match condition can be identified with a from statement.
- E. A from statement is mandatory in a term.

Correct Answer: BCD

Section: (none)

Explanation

Explanation/Reference:

Explanation:

QUESTION 37

Which two statements are true about terms in a routing policy? (Choose two.)

- A. A routing policy cannot have more than one term.
- B. If a term does not contain a from statement, all routes match.
- C. If a term does not contain a from statement, the Junos OS will not commit.
- D. A then statement is not mandatory in a term.

Correct Answer: BD

Section: (none)

Explanation

Explanation/Reference:

Explanation:

QUESTION 38

Which statement is true about terms in a policy?

- A. A single term can be applied to a protocol or interface, independent of the policy.
- B. Once configured, terms within a policy cannot be reordered.
- C. The name of a term is limited to five characters.
- D. A from statement is optional in a term.

Correct Answer: D

Section: (none)

Explanation

Explanation/Reference:

Explanation:

QUESTION 39

What is the default import routing policy for OSPF?

- A. Accept all OSPF routes and install them into the inet.3 routing table.
- B. Accept all OSPF routes and install them into the inet7.0 routing table.
- C. Accept all OSPF routes and install them into the inet4.0 routing table.
- D. Accept all OSPF routes and install them into the inet.0 routing table.

Correct Answer: D

Section: (none)

Explanation

Explanation/Reference:

Explanation:

QUESTION 40

By default, which two statements are true about export routing policies? (Choose two.)

- A. Export policies can evaluate only active routes.
- B. Export policies can evaluate all routes.
- C. Export policies can be applied to the forwarding table.
- D. Export policies can be applied directly to interfaces

Correct Answer: AC

Section: (none)

Explanation

Explanation/Reference:

Explanation:

QUESTION 41

What is the default export routing policy for EBGP?

- A. Accept all active BGP routes.
- B. Accept all BGP routes.
- C. Accept no routes.
- D. Accept all active IGP routes.

Correct Answer: A

Section: (none)

Explanation

Explanation/Reference:

Explanation:

QUESTION 42

You have received a default route through BGP from your ISP and you want to redistribute it into OSPF. Which method will accomplish this?

- A. Apply an export policy to OSPF that exports the default route.
- B. Apply an import policy to OSPF that imports the default route.
- C. Apply the default-network command to OSPF.
- D. Apply the redistribute-igp command to BGP.

Correct Answer: A

Section: (none)

Explanation

Explanation/Reference:

Explanation:

QUESTION 43

There are three static routes in the routing table that need to be announced to your OSPF peers. Which method is used to accomplish this?

- A. Apply an import policy to OSPF that injects the static routes into OSPF.
- B. Apply an import policy to the static routes that injects the static routes into OSPF.
- C. Apply an export policy to the static routes that injects the static routes into OSPF.
- D. Apply an export policy to OSPF that injects the static routes into OSPF.

Correct Answer: D

Section: (none)

Explanation

Explanation/Reference:

Explanation:

QUESTION 44

What is the default export routing policy for RIP?

- A. Accept all local routes.
- B. Accept all RIP routes.
- C. Accept no routes.
- D. Accept all direct routes.

Correct Answer: C

Section: (none)

Explanation

Explanation/Reference:

Explanation:

QUESTION 45

What is a route filter?

- A. a list of prefixes that can be configured in a policy
- B. a single prefix that is configured separately, and can be referenced in a policy
- C. a list of prefixes that is configured separately and can be referenced in a policy
- D. a single prefix that can be configured within a policy

Correct Answer: D

Section: (none)

Explanation

Explanation/Reference:

Explanation:

QUESTION 46

What are two valid actions for a routing policy? (Choose two.)

- A. discard
- B. next policy
- C. accept
- D. ignore

Correct Answer: BC

Section: (none)

Explanation

Explanation/Reference:

Explanation:

QUESTION 47

What are two valid match criteria for a routing policy? (Choose two.)

- A. OSPF area ID
- B. prefix list
- C. port
- D. time-to-live (TTL)

Correct Answer: AB

Section: (none)

Explanation

Explanation/Reference:

Explanation:

QUESTION 48

What are three valid match criteria in a firewall filter applied to a Layer 3 interface? (Choose three.)

- A. IP address
- B. MAC address
- C. protocol
- D. port
- E. session ID

Correct Answer: ACD

Section: (none)

Explanation

Explanation/Reference:

Explanation:

QUESTION 49

A packet is evaluated against three user-defined terms within a firewall filter and no match is found. What correctly describes the action the firewall filter will take for this packet?

- A. The filter will permit the packet and take no additional action.
- B. The filter will reject the packet and send an ICMP message back to the sender.
- C. The filter will discard the packet and take no additional action.
- D. The filter will permit the packet and write a log entry to the firewall log.

Correct Answer: C

Section: (none)

Explanation

Explanation/Reference:

Explanation:

QUESTION 50

What are three terminating actions for firewall filters? (Choose three.)

- A. reject
- B. drop
- C. permit
- D. accept
- E. discard

Correct Answer: ADE

Section: (none)

Explanation

Explanation/Reference:

Explanation:

QUESTION 51

Which two can be used to create and apply an export policy that advertises static routes to RIP neighbors? (Choose two.)

- A. set protocols rip export demo
- B. edit policy-options policy-statement demo
set term 1 from protocol static
set term 1 then accept
- C. edit policy-options policy-statement demo
set term 1 from protocol static accept

D. set protocols rip group internal export demo

Correct Answer: BD

Section: (none)

Explanation

Explanation/Reference:

Explanation:

QUESTION 52

Which configuration causes RIP-learned routes to be advertised to other RIP neighbors?

- A. set protocol rip no-passive
- B. top edit policy-options policy-statement demo
set term 1 from protocol rip
set term 1 then accept
top set protocols rip group internal export demo
- C. set protocols rip advertise in-out
- D. top edit policy-options policy-statement demo
set term 1 from active routes
set term 1 then accept
top set protocols rip group internal export demo

Correct Answer: B

Section: (none)

Explanation

Explanation/Reference:

Explanation:

QUESTION 53

You need to control SSH, HTTP, and Telnet access to an MX240 router through any interface. You have decided to use a firewall filter. How should you apply the firewall filter?

- A. as an outbound filter on interface fxp0
- B. as an outbound filter on interface lo0
- C. as an inbound filter on interface fxp0
- D. as an inbound filter on interface lo0

Correct Answer: D

Section: (none)

Explanation

Explanation/Reference:

Explanation:

Exam C

QUESTION 1

Which CLI command is used to display output one page at a time?

- A. user@router> show interfaces | no-more
- B. user@router> show interfaces | trim
- C. user@router> show interfaces
- D. user@router> show interfaces | display

Correct Answer: C

Section: (none)

Explanation

Explanation/Reference:

Explanation:

QUESTION 2

What information does the help reference command provide?

- A. A brief description of commands and their default values
- B. The serial number and version number of the device used to open a support case with JTAC
- C. A list of all the active hardware alarms on the device
- D. A display of the current configuration while in operational mode

Correct Answer: A

Section: (none)

Explanation

Explanation/Reference:

Explanation:

QUESTION 3

Which command do you use to identify the meaning of a syslog message?

- A. help log messages
- B. man log messages
- C. man syslog
- D. help syslog

Correct Answer: D

Section: (none)

Explanation

Explanation/Reference:

Explanation:

QUESTION 4

You want to log in to the router and make a configuration change. After logging in as the root user, what is the next command you must enter?

- A. enable
- B. configure
- C. edit
- D. cli

Correct Answer: D

Section: (none)

Explanation

Explanation/Reference:

Explanation:

QUESTION 5

You are configuring a new BGP neighbor and want to view the configuration of interface ge-0/0/0.42. Which command do you use to achieve this result?

- A. [edit protocols bgp group external]
user@router# set interfaces ge-0/0/0.42
- B. [edit protocols bgp group external]
user@router# edit show interfaces ge-0/0/0.42
- C. [edit protocols bgp group external]
user@router# top show interfaces ge-0/0/0.42
- D. [edit protocols bgp group external]
user@router# show interfaces ge-0/0/0.42

Correct Answer: C

Section: (none)

Explanation

Explanation/Reference:

Explanation:

QUESTION 6

You are at the top of the hierarchy and must configure OSPF on interface so-0/0/0 unit 100. Which two achieve this result? (Choose two.)

- A. set protocols
setospf area 0
set interface so-0/0/0.100
- B. set protocols ospf area 0 interface so-0/0/0.100
- C. edit protocols ospf interface so-0/0/0.100
- D. edit protocols ospf area 0
set interface so-0/0/0.100

Correct Answer: BD

Section: (none)

Explanation

Explanation/Reference:

Explanation:

QUESTION 7

Which CLI keyboard sequence allows you to move the cursor to the beginning of the line?

- A. Ctrl+e
- B. Ctrl+p
- C. Ctrl+w
- D. Ctrl+a

Correct Answer: D

Section: (none)

Explanation

Explanation/Reference:

Explanation:

QUESTION 8

Which two statements apply when a user has entered private configuration mode by typing configure private? (Choose two.)

- A. All users have their own active configuration.
- B. All users have their own private candidate configuration.
- C. When a user commits, all nonconflicting changes made by all users are committed.
- D. When a user commits, only the user's own changes are committed.

Correct Answer: BD

Section: (none)

Explanation

Explanation/Reference:

Explanation:

QUESTION 9

Which two statements are true when using the configure exclusive CLI command? (Choose two.)

- A. Multiple users can enter configuration mode and have their own private configuration.
- B. When a user commits, only the user's changes are committed.
- C. A message indicates which other users are in configuration mode and what portion of the configuration they are editing.
- D. Only a single user can edit the configuration.

Correct Answer: BD

Section: (none)

Explanation

Explanation/Reference:

Explanation:

QUESTION 10

How do you save the current candidate configuration in the set format to permanent storage media?

- A. [edit]
user@router# show | set | save /var/tmp/current.conf
- B. [edit]
user@router# show | compare set | save /var/tmp/current.conf
- C. [edit]
user@router# save /var/tmp/current.conf | display set
- D. [edit]
user@router# show | display set | save /var/tmp/current.conf

Correct Answer: D

Section: (none)

Explanation

Explanation/Reference:

Explanation:

QUESTION 11

You configured an interface with an IP address and committed the change. You then committed a change that added an exception in a firewall filter to allow this network through the filter. You realize that this work was done on the wrong router. How do you undo all these changes?

- A. rollback 2
- B. rollback 1
- C. rollback 0
- D. rollback 3

Correct Answer: A

Section: (none)

Explanation

Explanation/Reference:

Explanation:

QUESTION 12

You have just issued the command `user@router# save current.conf`. Assuming the default settings, where in the file system is `current.conf` saved?

- A. `/var/tmp/`
- B. `/var/config/saved/`
- C. `/var/home/user/`
- D. `/config/`

Correct Answer: C

Section: (none)

Explanation

Explanation/Reference:

Explanation:

QUESTION 13

Using the command, `user@router# load override latest.conf`, where in the file system will the `latest.conf` be located?

- A. `/var/home/user/`
- B. `/var/config/saved/`
- C. `/var/tmp/`
- D. `/config/`

Correct Answer: A

Section: (none)

Explanation

Explanation/Reference:

Explanation:

QUESTION 14

What does the command `show | compare rollback 1 display`?

- A. the difference between the current candidate configuration and the candidate configuration from one commit ago
- B. the difference between the current active configuration and the current candidate configuration
- C. the difference between the current active configuration and the active configuration from one commit ago
- D. the difference between the current candidate configuration and the archived configuration from one commit ago

Correct Answer: D

Section: (none)

Explanation

Explanation/Reference:

Explanation:

QUESTION 15

How do you write the current candidate configuration to the permanent storage media?

- A. [edit]
`user@router# save /var/tmp/current.conf`
- B. [edit]
`user@router# write /var/tmp/current.conf`
- C. [edit]
`user@router# commit /var/tmp/current.conf`
- D. [edit]

```
user@router# dump /var/tmp/current.conf
```

Correct Answer: A

Section: (none)

Explanation

Explanation/Reference:

Explanation:

QUESTION 16

Which J-Web tab do you use to add licenses to the device?

- A. "Configure"
- B. "Troubleshoot"
- C. "Monitor"
- D. "Maintain"

Correct Answer: D

Section: (none)

Explanation

Explanation/Reference:

Explanation:

QUESTION 17

Which three functions are available under the "Maintain" tab of J-Web? (Choose three.)

- A. download and delete log files
- B. view real-time statistics of interfaces
- C. reboot the system
- D. view and add licenses
- E. edit security settings

Correct Answer: ACD

Section: (none)

Explanation

Explanation/Reference:

Explanation:

QUESTION 18

Which command is used to enable access to J-Web using HTTPS?

- A. set system remote-access profile https
- B. set services remote-access profile j-web-https
- C. set system services web-management https
- D. set services web-management j-web-https

Correct Answer: C

Section: (none)

Explanation

Explanation/Reference:

Explanation:

QUESTION 19

How can you verify that you have correctly configured SSH access to your Junos device?

- A. user@router# show system services
- B. user@router> show configuration services
- C. user@router# show configuration system services
- D. user@router# show system login

Correct Answer: A

Section: (none)

Explanation

Explanation/Reference:

Explanation:

QUESTION 20

What must be configured prior to the first commit after factory defaults are loaded?

- A. root authentication
- B. default gateway
- C. host name
- D. management services

Correct Answer: A

Section: (none)

Explanation

Explanation/Reference:

Explanation:

QUESTION 21

Which two statements are true about the rescue configuration file? (Choose two.)

- A. It must include a root password.
- B. It is rollback file number 50, and you can recover it by issuing rollback 50.
- C. It is created by issuing request system configuration rescue save.
- D. It is updated automatically when you commit.

Correct Answer: AC

Section: (none)

Explanation

Explanation/Reference:

Explanation:

QUESTION 22

Which command will save the current active configuration as the rescue configuration?

- A. user@router# save | rescue
- B. user@router> request system configuration rescue save
- C. user@router# save rescue configuration
- D. user@router> file save rescue-configuration

Correct Answer: B

Section: (none)

Explanation

Explanation/Reference:

Explanation:

QUESTION 23

Which command will delete the current rescue configuration?

- A. user@router# system delete configuration rescue
- B. user@router> request system configuration rescue delete
- C. user@router# delete rescue configuration
- D. user@router> file delete rescue-configuration

Correct Answer: B

Section: (none)

Explanation

Explanation/Reference:

Explanation:

QUESTION 24

Which two statements are true about the primary address on an interface? (Choose two.)

- A. It is the address used by default as the local address for broadcast and multicast packets sourced locally and sent out of the interface.
- B. You use the primary address when you have multiple IP addresses belonging to the same subnet on the same interface.
- C. It can be useful for selecting the local address used for packets sent out of unnumbered interfaces when multiple non-127 addresses are configured on the loopback interface.
- D. By default, the primary address on an interface is selected as the numerically highest local address configured on the interface.

Correct Answer: AC

Section: (none)

Explanation

Explanation/Reference:

Explanation:

QUESTION 25

What are three physical interface properties? (Choose three.)

- A. payload scrambling
- B. virtual circuit identifier
- C. FCS
- D. link speed
- E. IP address

Correct Answer: ACD

Section: (none)

Explanation

Explanation/Reference:

Explanation:

QUESTION 26

Which two commands may be used when configuring an IP address for a Gigabit Ethernet interface? (Choose two.)

- A. set interfaces ge-0/0/0.0 address 10.1.1.1/24
- B. set interfaces ge-0/0/0.0 family inet address 10.1.1.1/24
- C. set interfaces ge-0/0/0 unit 0 family inet address 10.1.1.1/24
- D. set interfaces ge-0/0/0 address 10.1.1.1/24

Correct Answer: BC

Section: (none)

Explanation

Explanation/Reference:

Explanation:

QUESTION 27

You accidentally configured interface so-0/0/0.0 with /32 instead of /30. Which two solutions could you use to correct this configuration? (Choose two.)

- A. [edit interfaces so-0/0/0.0]
user@router# replace family inetaddress /32 with /30
- B. [edit interfaces so-0/0/0.0]
user@router# rename family inetaddress /32 to address /30
- C. [edit]
user@router# replace interface so-0/0/0.0 family inetaddress /32 with address /30
- D. [edit interfaces so-0/0/0.0]
user@router# delete family inet address
user@router# set family inetaddress /30

Correct Answer: BD

Section: (none)

Explanation

Explanation/Reference:

Explanation:

QUESTION 28

Which three user authentication methods are supported by the Junos OS? (Choose three.)

- A. RADIUS
- B. CHAP
- C. local user database
- D. TACACS+
- E. PAP

Correct Answer: ACD

Section: (none)

Explanation

Explanation/Reference:

Explanation:

QUESTION 29

Which user authentication method is supported by the Junos OS as a last resort alternative?

- A. TACACS+
- B. RADIUS
- C. local user database
- D. enable password

Correct Answer: C

Section: (none)

Explanation

Explanation/Reference:

Explanation:

QUESTION 30

Which two external authentication methods are supported by the Junos OS for user authentication? (Choose two.)

- A. RADIUS
- B. KERBEROS

- C. IPsec
- D. TACACS+

Correct Answer: AD

Section: (none)

Explanation

Explanation/Reference:

Explanation:

QUESTION 31

The authentication order configuration on your M120 includes the settings tacplus and radius (in that order), but does not include the password parameter. You attempt to log in to the device, but the network containing the authentication servers is currently down. Which statement is true about your login attempt?

- A. The login attempt is rejected.
- B. The login attempt is automatically accepted after the authentication servers' timeout value is reached, since there are no other authentication methods available.
- C. The M120 automatically tries authenticating locally on the device after the authentication servers' timeout value is reached.
- D. The M120 automatically tries authenticating locally on the device before using external authentication.

Correct Answer: C

Section: (none)

Explanation

Explanation/Reference:

Explanation:

QUESTION 32

You have been asked to configure a login class that will permit its users to view and edit the configuration. The class should allow a user to view the entire configuration, but only to edit the interfaces, routing-options, and protocols hierarchies. Which configuration accomplishes this login class?

- A. permissions [view-configuration clear network view]; allow-configuration "(interfaces) | (routing-options) | (policy-options) | (protocols)";
- B. permissions [view-configuration clear network view]; allow-commands "(configure)";
- C. permissions [view-configuration clear network view]; allow-commands "(configure)";
allow-configuration "(interfaces) | (routing-options) | (protocols)";
- D. permissions [clear network view];
allow-commands "(configure)";
allow-configuration "(interfaces) | (routing-options) | (protocols)";

Correct Answer: C

Section: (none)

Explanation

Explanation/Reference:

Explanation:

QUESTION 33

Which two login-class permissions could permit a user to view the system hierarchy of the active configuration? (Choose two.)

- A. system permission
- B. view-configuration permission
- C. network permission
- D. super-user permission

Correct Answer: AB

Section: (none)

Explanation

Explanation/Reference:

Explanation:

QUESTION 34

Which login class permission will allow a user to use the telnet utility?

- A. network permission
- B. maintenance permission
- C. supervisor permission
- D. shell permission

Correct Answer: A

Section: (none)

Explanation

Explanation/Reference:

Explanation:

QUESTION 35

Which two statements are true regarding trace options on Junos devices? (Choose two.)

- A. You can see the contents of the log file by entering the show log <filename> command.
- B. Trace options will send information to your screen automatically.
- C. Trace options are limited to one protocol at a time.
- D. The file name and a set of flags may be specified when enabling traceoptions.

Correct Answer: AD

Section: (none)

Explanation

Explanation/Reference:

Explanation:

QUESTION 36

Which directory does the Junos OS use to store syslog information by default?

- A. /var/messages
- B. /var/syslog
- C. /var/tmp
- D. /var/log

Correct Answer: D

Section: (none)

Explanation

Explanation/Reference:

Explanation:

QUESTION 37

Which statement is true regarding syslog on Junos devices?

- A. No logging is enabled by default.
- B. By default, the information is stored in a file named events.
- C. Only the message severity level must be configured.
- D. You can configure the router to send log messages to the console.

Correct Answer: D

Section: (none)

Explanation**Explanation/Reference:**

Explanation:

QUESTION 38

What is the default SNMP permission level on Junos devices?

- A. read
- B. read-write
- C. read-only
- D. write

Correct Answer: C

Section: (none)

Explanation**Explanation/Reference:**

Explanation:

QUESTION 39

Which operational mode command can be used to synchronize the local system time with an NTP server?

- A. set ntp time 64.32.129.3
- B. set clock ntp 64.32.129.3
- C. set time 64.32.129.3
- D. set date ntp 64.32.129.3

Correct Answer: D

Section: (none)

Explanation**Explanation/Reference:**

Explanation:

QUESTION 40

When configuring more than one archival site, which statement is true?

- A. The system will first attempt the transfer using the URL configured last.

- B. The system will transfer the configuration to each archival site.
- C. The system will not transfer to a secondary site unless the previous site fails.
- D. The system will transfer using secure copy protocol (SCP) before attempting FTP.

Correct Answer: C

Section: (none)

Explanation

Explanation/Reference:

Explanation:

QUESTION 41

When considering the default behavior of Junos platforms, which statement is true about archiving configurations?

- A. A system log message is generated, confirming the transfer attempt.
- B. The destination filename format can be altered by configuration.
- C. The frequency the system archives the configuration cannot be changed.
- D. An archive log is created to track transfer attempts, both failed and successful.

Correct Answer: A

Section: (none)

Explanation

Explanation/Reference:

Explanation:

QUESTION 42

You have been asked to configure your router to send link-related SNMP trap notifications to the network management system (NMS) located at address 172.16.17.1.

Which two commands are required? (Choose two.)

- A. set snmp trap-group my-trap-group targets 172.16.17.1
- B. set snmp targets 172.16.17.1
- C. set snmp trap-group my-trap-group link-status
- D. set snmp trap-group my-trap-group categories link

Correct Answer: AD

Section: (none)

Explanation

Explanation/Reference:

Explanation:

QUESTION 43

Which statement is true regarding the Network Time Protocol (NTP) on Junos devices?

- A. MD5 authentication is supported by the Junos OS.
- B. Server mode is not supported by the Junos OS.
- C. The Junos OS can provide a primary time reference.
- D. The Junos OS does not support the use of a boot server.

Correct Answer: A

Section: (none)

Explanation

Explanation/Reference:

Explanation:

QUESTION 44

A network administrator would like to view detailed interface status, properties, statistics, errors, and CoS packet counters. Which operational command will display this information?

- A. show interfaces extensive
- B. show interfaces
- C. show configuration interfaces
- D. show interface status

Correct Answer: A

Section: (none)

Explanation

Explanation/Reference:

Explanation:

QUESTION 45

When using the monitor traffic command on Junos devices, which UNIX-based utility is accessed?

- A. snoop

- B. tcpdump
- C. monitor
- D. tail

Correct Answer: B

Section: (none)

Explanation

Explanation/Reference:

Explanation:

QUESTION 46

Which command will allow you to quickly determine the administrative status of all interfaces on a Junos device?

- A. show interfaces status
- B. show interfaces summary
- C. show interfaces terse
- D. show interfaces admin

Correct Answer: C

Section: (none)

Explanation

Explanation/Reference:

Explanation:

QUESTION 47

A network administrator wants to verify the active alarms on interface so-0/0/0.0. Which command displays this information?

- A. show interfaces alarms
- B. show interfaces terse
- C. show alarms extensive
- D. show interfaces extensive

Correct Answer: D

Section: (none)

Explanation

Explanation/Reference:

Explanation:

QUESTION 48

Your network administrator has asked you to view the real-time interface usage on ge-0/0/0. Which command would be used?

- A. monitor interface ge-0/0/0
- B. traceoptions interface ge-0/0/0
- C. debug interface ge-0/0/0
- D. monitor usage ge-0/0/0

Correct Answer: A

Section: (none)

Explanation

Explanation/Reference:

Explanation:

QUESTION 49

Which operational command would you use to quickly verify the state of all interfaces?

- A. show interfaces terse
- B. show interfaces
- C. show configuration interfaces
- D. show interface status

Correct Answer: A

Section: (none)

Explanation

Explanation/Reference:

Explanation:

QUESTION 50

Which command displays the amount of space available on the storage media?

- A. show chassis routing-engine
- B. show system file-storage
- C. file list
- D. show system storage

Correct Answer: D

Section: (none)

Explanation

Explanation/Reference:

Explanation:

QUESTION 51

Which command do you use to display the messages seen during the last system boot?

- A. show system boot-messages
- B. show chassis messages
- C. show file system boot-messages
- D. show boot-log messages

Correct Answer: A

Section: (none)

Explanation

Explanation/Reference:

Explanation:

QUESTION 52

Which command do you use to show active alarms?

- A. show hardware state
- B. show system alarms
- C. show chassis state
- D. show services alarms

Correct Answer: B

Section: (none)

Explanation

Explanation/Reference:

Explanation:

QUESTION 53

Which command do you use as a valid way to view the PICs within a router as well as the PICs' serial numbers?

- A. show chassis hardware
- B. show chassis interfaces
- C. show chassis pic
- D. show chassis inventory

Correct Answer: A

Section: (none)

Explanation

Explanation/Reference:

Explanation:

Exam D

QUESTION 1

In which hierarchy are routing policies defined?

- A. [edit policy-options]
- B. [edit routing-options]
- C. [edit forwarding-options]
- D. [edit protocols]

Correct Answer: A

Section: (none)

Explanation

Explanation/Reference:

Explanation:

QUESTION 2

What are two default routing policies on Junos devices? (Choose two.)

- A. The BGP import policy accepts all BGP routes.
- B. The BGP export policy rejects all active BGP routes.
- C. The OSPF import policy accepts all OSPF routes.
- D. The OSPF export policy accepts all active OSPF routes.

Correct Answer: AC

Section: (none)

Explanation

Explanation/Reference:

Explanation:

QUESTION 3

Which statement is correct about policies in the Junos OS?

- A. Import policies are used to filter routes from the routing table to the forwarding table.
- B. Import policies are used to filter routes destined for the routing table.
- C. Import policies are used to filter routes being sent to neighboring devices.
- D. Import policies are used to filter traffic entering the device.

Correct Answer: B

Section: (none)

Explanation

Explanation/Reference:

Explanation:

QUESTION 4

Which statement is correct about policies in the Junos OS?

- A. Export policies are used to filter routes from the RE forwarding table to the PFE forwarding table.
- B. Export policies are used to filter routes destined for the routing table.
- C. Export policies are used to filter routes being sent to neighboring devices.
- D. Export policies are used to filter traffic leaving the device.

Correct Answer: C

Section: (none)

Explanation

Explanation/Reference:

Explanation:

QUESTION 5

What is the default action for firewall filters?

- A. accept
- B. reject
- C. discard
- D. log

Correct Answer: C

Section: (none)

Explanation

Explanation/Reference:

Explanation:

QUESTION 6

What is the purpose of unicast reverse path forwarding?

- A. to validate packet receipt on interfaces where the traffic should be received
- B. to forward packets out the interfaces where the traffic should be received
- C. to forward packets out the interfaces where the traffic should be sent
- D. to validate packet receipt on interfaces where the traffic should be sent

Correct Answer: A

Section: (none)

Explanation

Explanation/Reference:

Explanation:

QUESTION 7

Which two statements are correct about firewall filters in the Junos OS? (Choose two.)

- A. Firewall filters are stateless.
- B. Firewall filters are used to control routing information that is exchanged between devices.
- C. Firewall filters are used to control traffic passing through the device.
- D. Firewall filters can only be applied to traffic entering the device.

Correct Answer: AC

Section: (none)

Explanation

Explanation/Reference:

Explanation:

QUESTION 8

Which two firewall filter actions will terminate the processing and evaluation of a packet? (Choose two.)

- A. permit
- B. accept
- C. deny
- D. discard

Correct Answer: BD

Section: (none)

Explanation

Explanation/Reference:

Explanation:

QUESTION 9

Which two statements are true regarding routing policy processing? (Choose two.)

- A. The Junos OS verifies the match criteria of each policy in order and performs the associated action when a match occurs.
- B. Policies are evaluated from right to left as displayed in the Junos OS configuration file.
- C. Policies are evaluated based on the order in which they are applied to a routing protocol.
- D. Policy processing stops once the last statement in the policy is evaluated.

Correct Answer: AC

Section: (none)

Explanation

Explanation/Reference:

Explanation:

QUESTION 10

What are three firewall filter terminating actions? (Choose three.)

- A. accept
- B. log
- C. reject
- D. discard
- E. drop

Correct Answer: ACD

Section: (none)

Explanation

Explanation/Reference:

Explanation:

QUESTION 11

Which command will apply a policy to redistribute static routes into OSPF?

- A. set protocols ospf import static-routes
- B. set protocols ospf export static-routes
- C. set routing-options static defaults readvertise
- D. set routing-options static route 0.0.0.0/0 readvertise

Correct Answer: B

Section: (none)

Explanation

Explanation/Reference:

Explanation:

QUESTION 12

-- Exhibit --

[edit firewall family inet filter input-filter]

user@router# show

term my-policy {

from {

source-address {

151.43.62.0/24;

}

}

then {

count;

}

}

term else {

```
then {  
discard;  
}  
}
```

-- Exhibit --

Which two tasks are accomplished by the firewall filter shown in the exhibit? (Choose two.)

- A. Traffic matching the my-policy term will be counted and accepted.
- B. Traffic matching the my-policy term will be counted and discarded.
- C. Traffic not matching the my-policy term will be discarded.
- D. Traffic not matching the my-policy term will be accepted.

Correct Answer: AC

Section: (none)

Explanation

Explanation/Reference:

Explanation:

QUESTION 13

-- Exhibit --

[edit policy-options]

user@router# show

```
policy-statement my-policy {
```

```
term 1 {
```

```
from {
```

```
route-filter 172.27.0.0/24 longer;
```

```
}
```

```
}  
then reject;  
}
```

-- Exhibit --

Which statement is correct about the policy shown in the exhibit?

- A. All routes are accepted.
- B. All routes are rejected.
- C. A 172.27.0.0/24 route will be accepted.
- D. A 172.27.0.0/16 route will be accepted.

Correct Answer: B

Section: (none)

Explanation

Explanation/Reference:

Explanation:

QUESTION 14

-- Exhibit --

```
policy-options {  
  policy-statement example-pol {  
    term 1 {  
      from {  
        protocol static;  
        route-filter 10.1.0.0/16 exact;  
      }  
      then {
```



```

    preference 6;
    accept;
  }
}
term 2 {
  from {
    protocol static;
    route-filter 10.1.1.0/24 longer;
  }
  then {
    preference 7;
    accept;
  }
}
term 3 {
  from {
    protocol static;
    route-filter 10.1.0.0/16 upto /24;
  }
  then {
    preference 8;

```

```
accept;
}
}
term 4 {
then accept;
}
}
}
```

-- Exhibit --

Referring to the exhibit, if the static route with prefix 10.1.1.0/24 is evaluated against the routing policy, which preference value will be set?

- A. The preference will be 6.
- B. The preference will be 7.
- C. The preference will be 8.
- D. The preference will be the default for static routes.

Correct Answer: C

Section: (none)

Explanation

Explanation/Reference:

Explanation:

QUESTION 15

-- Exhibit --

[edit policy-options]

user@router# show

policy-statement block-routes {

```
term 1 {  
  from {  
  
    route-filter 172.27.0.0/24 longer;  
  
  }  
  
  then reject;  
  
}  
  
term 2 {  
  
  then accept;  
  
}  
  
}  
  
-- Exhibit --
```

You are asked to ensure that your device does not accept any prefixes within the 172.27.0.0/24 network. You have applied the policy shown in the exhibit, but the 172.27.0.0/24 route is still present on your device.

Which configuration will resolve this problem?

- A. [edit policy-options policy-statement block-routes]
- B. user@router# set term 1 from route-filter 172.27.0.0/24 orlonger [edit policy-options policy-statement block-routes]
- C. user@router# set term 1 from route-filter 172.27.0.0/24 upto /30 [edit policy-options policy-statement block-routes]
- D. user@router# set term 2 from route-filter 172.27.0.0/24 longer [edit policy-options policy-statement block-routes]
- E. user@router# set term 2 from route-filter 172.27.0.0/24 orlonger

Correct Answer: A

Section: (none)

Explanation

Explanation/Reference:

Explanation:

QUESTION 16

-- Exhibit --

```
[edit policy-options policy-statement my-policy]
```

```
user@router# show
```

```
term 1 {
```

```
from {
```

```
route-filter 192.168.0.0/16 orlonger;
```

```
}
```

```
then accept;
```

```
}
```

```
-- Exhibit --
```

Referring to the exhibit, which three networks match the policy? (Choose three.)

- A. 192.168.0.0/16
- B. 192.168.0.0/15
- C. 192.168.65.0/24
- D. 192.167.0.0/17
- E. 192.168.24.89/32

Correct Answer: ACE

Section: (none)

Explanation

Explanation/Reference:

Explanation:

QUESTION 17

```
-- Exhibit --
```

```
firewall {
```

```
filter select-telnet {
```

```
term 1 {
```

```
from {  
  source-address {  
    10.0.0.0/8;  
  }  
}  
then log;  
}  
term 2 {  
  from {  
    protocol tcp;  
    port telnet;  
  }  
  then {  
    syslog;  
    reject;  
  }  
}  
term 3 {  
  from {  
    source-address {  
      10.1.1.1/32;
```

```
}  
protocol tcp;  
port telnet;  
}  
then {  
  sample;  
  accept;  
}  
}  
}
```

-- Exhibit --

A Telnet session is initiated from host 10.1.1.1.

What will happen when it is processed by the firewall filter shown in the exhibit?

- A. The packet will be accepted and logged.
- B. The packet will be discarded and logged.
- C. The packet will be rejected and a syslog message generated.
- D. The packet will be accepted and sampled.

Correct Answer: A

Section: (none)

Explanation

Explanation/Reference:

Explanation:

QUESTION 18

-- Exhibit --

```
[edit policy-options policy-statement my-policy]
```

```
user@router# show
```

```
term 1 {
```

```
from {
```

```
route-filter 192.168.0.0/16 prefix-length-range /20-/24;
```

```
}
```

```
then accept;
```

```
}
```

-- Exhibit --

Referring to the exhibit, which three networks match the policy? (Choose three.)

- A. 192.168.0.0/20
- B. 192.168.0.0/16
- C. 192.168.128.0/18
- D. 192.168.128.0/21
- E. 192.168.64.0/24

Correct Answer: ADE

Section: (none)

Explanation

Explanation/Reference:

Explanation:

QUESTION 19

-- Exhibit --

```
[edit policy-options policy-statement my-policy]
```

```
user@router# show
```

```
term reject {
```

```
then reject;

}

term match {

from {

protocolbgp;

route-filter 10.10.10.0/24 exact;

}

}

-- Exhibit --
```

Referring to the exhibit, you must move the match term above the reject term.

Which command would accomplish this task?

- A. set term match from policy reject
- B. up 1 copy policy-statement my-policy term match to term before-reject
- C. activate term match to policy
- D. insert term match before term reject

Correct Answer: D

Section: (none)

Explanation

Explanation/Reference:

Explanation:

QUESTION 20

-- Exhibit

Time	Filter	Action	Interface	Protocol	Src Addr	Dest Addr
14:52:51	select-telnet	A	local	TCP	192.168.10.1	192.168.209.2
14:52:51	select-telnet	A	local	TCP	192.168.10.1	192.168.209.2
14:52:46	select-telnet	A	local	TCP	192.168.10.1	192.168.209.2
14:52:46	select-telnet	A	local	TCP	192.168.10.1	192.168.209.2
14:52:46	select-telnet	A	local	TCP	192.168.10.1	192.168.209.2
14:52:46	select-telnet	A	local	TCP	192.168.10.1	192.168.209.2
14:52:46	select-telnet	A	local	TCP	192.168.10.1	192.168.209.2
14:41:41	pfe	A	local	TCP	192.168.10.1	192.168.209.2
14:41:41	pfe	A	local	TCP	192.168.10.1	192.168.209.2
14:41:36	pfe	A	local	TCP	192.168.10.1	192.168.209.2
14:41:36	pfe	A	local	TCP	192.168.10.1	192.168.209.2
14:41:36	pfe	A	local	TCP	192.168.10.1	192.168.209.2
14:41:36	pfe	A	local	TCP	192.168.10.1	192.168.209.2

-- Exhibit --

Which command produces the output shown in the exhibit?

- A. show firewall counter telnet-counter filter select-telnet
- B. show firewall log
- C. show log messages
- D. show services accounting usage

Correct Answer: B

Section: (none)

Explanation

Explanation/Reference:

Explanation:

QUESTION 21

Which two statements are true about firewall filter configurations? (Choose two.)

- A. Multiple action modifiers can be included in the same term.
- B. Only a single action modifier can be included in the same term.
- C. The default term within a firewall filter uses the discard action.

D. The default term within a firewall filter uses the reject action.

Correct Answer: AC

Section: (none)

Explanation

Explanation/Reference:

Explanation:

QUESTION 22

Which two statements are true about firewall filter configurations? (Choose two.)

- A. Multiple action modifiers can be included in the same term.
- B. Only a single action modifier can be included in the same term.
- C. If an action modifier exists without a terminating action, matching packets will be accepted.
- D. If an action modifier exists without a terminating action, matching packets will be discarded.

Correct Answer: AC

Section: (none)

Explanation

Explanation/Reference:

Explanation:

QUESTION 23

You have configured a firewall filter with a single term matching on packets with a source address in the 10.0.0.0/24 subnet. This term only includes the count action.

Which two statements are true about traffic evaluated by this firewall filter? (Choose two.)

- A. Packets outside the 10.0.0.0/24 subnet will be accepted.
- B. Packets outside the 10.0.0.0/24 subnet will be rejected.
- C. Packets outside the 10.0.0.0/24 subnet will be counted.
- D. Packets outside the 10.0.0.0/24 subnet will not be counted.

Correct Answer: BD

Section: (none)

Explanation

Explanation/Reference:

Explanation:

QUESTION 24

You have configured a firewall filter with a single term matching on packets with a source address in the 10.0.0.0/24 subnet. This term only includes the count action.

Which two statements are true about traffic evaluated by this firewall filter? (Choose two.)

- A. Packets within the 10.0.0.0/24 subnet will be accepted.
- B. Packets within the 10.0.0.0/24 subnet will be rejected.
- C. Packets within the 10.0.0.0/24 subnet will be counted.
- D. Packets within the 10.0.0.0/24 subnet will not be counted.

Correct Answer: AC

Section: (none)

Explanation

Explanation/Reference:

Explanation:

QUESTION 25

The IP address 192.168.100.1 belongs to which class of IP address space?

- A. Class A
- B. Class B
- C. Class C
- D. Class D

Correct Answer: C

Section: (none)

Explanation

Explanation/Reference:

Explanation:

QUESTION 26

For the interface ge-1/2/3.4, what does the "ge" represent?

- A. Gigabit Ethernet
- B. SONET/SDH

- C. Aggregated Ethernet
- D. GRE

Correct Answer: A

Section: (none)

Explanation

Explanation/Reference:

Explanation:

QUESTION 27

Which word starts a command to add configuration on a Junos device?

- A. get
- B. set
- C. put
- D. show

Correct Answer: B

Section: (none)

Explanation

Explanation/Reference:

Explanation:

QUESTION 28

Which word starts the command to remove configuration elements on a Junos device?

- A. undo
- B. remove
- C. delete
- D. unset

Correct Answer: C

Section: (none)

Explanation

Explanation/Reference:

Explanation:

QUESTION 29

After editing to your device's configuration, which command must you enter to activate the configuration changes?

- A. set
- B. copy candidate active
- C. apply-config
- D. commit

Correct Answer: D

Section: (none)

Explanation

Explanation/Reference:

Explanatio

QUESTION 30

What is the decimal equivalent of 00000110?

- A. 2
- B. 4
- C. 6
- D. 11

Correct Answer: C

Section: (none)

Explanation

Explanation/Reference:

Explanation:

QUESTION 31

Which CLI mode allows you to make configuration changes?

- A. enable mode
- B. configuration mode
- C. operational mode
- D. active mode

Correct Answer: B

Section: (none)

Explanation

Explanation/Reference:

Explanation:

QUESTION 32

Which command do you use to navigate to [edit interfaces]?

- A. cd interfaces
- B. dir edit interfaces
- C. edit interfaces
- D. interfaces

Correct Answer: C

Section: (none)

Explanation

Explanation/Reference:

Explanation:

QUESTION 33

Which command will display the contents of the forwarding table?

- A. show route forwarding-table
- B. show forwarding
- C. show configuration
- D. show interfaces

Correct Answer: A

Section: (none)

Explanation

Explanation/Reference:

Explanation:

QUESTION 34

Which operating system do Juniper Networks MX Series routers use?

- A. IOS
- B. MX-OS
- C. UNIX
- D. Junos OS

Correct Answer: D

Section: (none)

Explanation

Explanation/Reference:

Explanation:

QUESTION 35

Which command do you use to go from the shell prompt to the CLI prompt?

- A. run cli
- B. cli
- C. start cli
- D. edit

Correct Answer: B

Section: (none)

Explanation

Explanation/Reference:

Explanation:

QUESTION 36

Which account is used to access a Junos device in factory-default configuration?

- A. root
- B. admin
- C. juniper
- D. user

Correct Answer: A

Section: (none)

Explanation

Explanation/Reference:

Explanation:

QUESTION 37

Which statement is true regarding the Junos OS?

- A. Each process runs in its own protected memory space ensuring that one process cannot directly interfere with another.
- B. Processes share memory space but use separate ASICs so that one process cannot directly interfere with another.
- C. A central processor called the IP2 Chip dynamically assigns memory as process needs fluctuate.
- D. The memory management daemon (mmd) is responsible for allocating new memory for processes as they request it.

Correct Answer: A

Section: (none)

Explanation

Explanation/Reference:

Explanation:

QUESTION 38

Which statement is true regarding the Junos OS?

- A. The Junos kernel is based on the Solaris operating system.
- B. The Junos kernel is based on the GNU Zebra operating system.
- C. The Junos kernel is completely original and not based on any other operating system.
- D. The Junos kernel is based on the FreeBSD UNIX operating system.

Correct Answer: D

Section: (none)

Explanation

Explanation/Reference:

Explanation:

QUESTION 39

Which statement is true regarding the Junos OS?

- A. All platforms running the Junos OS use the same source code base.

- B. All platforms running the Junos OS use the same PFE.
- C. All platforms running the Junos OS use a hard drive to optimize syslog data storage.
- D. All platforms running the Junos OS use a separate process with protected memory space for each routing protocol.

Correct Answer: A

Section: (none)

Explanation

Explanation/Reference:

Explanation:

QUESTION 40

Which statement is true regarding the Junos OS?

- A. All platforms running the Junos OS have identical factory-default configurations.
- B. All platforms running the Junos OS use the IP2 processor for longest-match lookup.
- C. All platforms running the Junos OS use the same source code base.
- D. All platforms running the Junos OS use FXP1 for communication between control and forwarding planes.

Correct Answer: C

Section: (none)

Explanation

Explanation/Reference:

Explanation:

QUESTION 41

What are two Junos processes? (Choose two.)

- A. OSPF SPF daemon (ospfd)
- B. SNMP daemon (snmpd)
- C. BGP daemon (bgpd)
- D. Routing protocols daemon (rpd)

Correct Answer: BD

Section: (none)

Explanation

Explanation/Reference:

Explanation:

QUESTION 42

On which operating system is the Junos OS based?

- A. ScreenOS
- B. Solaris
- C. FreeBSD
- D. HP-UX

Correct Answer: C

Section: (none)

Explanation

Explanation/Reference:

Explanation:

QUESTION 43

What is an advantage of multiple software processes running in the Junos OS?

- A. Each process has its own protected memory space.
- B. Each process is started manually by the user at boot.
- C. All processes are dependent on each other.
- D. Multiple processes allow each routing protocol to be independent.

Correct Answer: A

Section: (none)

Explanation

Explanation/Reference:

Explanation:

QUESTION 44

Which two statements are true regarding the role of the Routing Engine (RE)? (Choose two.)

- A. The RE controls and monitors the chassis.
- B. The RE manages the Packet Forwarding Engine (PFE).
- C. The RE receives a copy of the forwarding table from the forwarding plane.
- D. The RE implements class of service (COS).

Correct Answer: AB

Section: (none)

Explanation

Explanation/Reference:

Explanation:

QUESTION 45

Which statement is true regarding the Junos OS?

- A. All platforms running the Junos OS separate the functions of learning and flooding.
- B. All platforms running the Junos OS separate the functions of control and forwarding.
- C. All platforms running the Junos OS separate the functions of routing and bridging.
- D. All platforms running the Junos OS separate the functions of management and routing.

Correct Answer: B

Section: (none)

Explanation

Explanation/Reference:

Explanation:

QUESTION 46

Which statement is true about the forwarding plane?

- A. The forwarding plane is the intelligence of the platform.
- B. The forwarding plane is based on an X86 architecture.
- C. The forwarding plane maintains the routing tables, bridging table, and primary forwarding table.
- D. The forwarding plane implements policers, stateless firewall filters, and class of service.

Correct Answer: D

Section: (none)

Explanation

Explanation/Reference:

Explanation:

QUESTION 47

Which statement is true regarding the forwarding plane?

- A. The forwarding plane is contained within the Routing Engine (RE).
- B. The forwarding plane processes and evaluates exception traffic.
- C. The forwarding plane contains the Packet Forwarding Engine (PFE).
- D. The forwarding plane is not present on all platforms running the Junos OS.

Correct Answer: C

Section: (none)

Explanation

Explanation/Reference:

Explanation:

QUESTION 48

Which statement is true about the forwarding plane?

- A. It uses ASICs for increased performance.
- B. It is the intelligence of the platform.
- C. It maintains the routing tables.
- D. It is based on an x86 architecture.

Correct Answer: A

Section: (none)

Explanation

Explanation/Reference:

Explanation:

QUESTION 49

By default, which character indicates the configuration mode prompt?

- A. #
- B. >
- C. \$
- D. %

Correct Answer: A

Section: (none)

Explanation

Explanation/Reference:

Explanation:

QUESTION 50

By default, which character indicates the UNIX shell prompt?

- A. #
- B. >
- C. \$
- D. %

Correct Answer: D

Section: (none)

Explanation

Explanation/Reference:

Explanation:

QUESTION 51

How do you ping from configuration mode?

- A. [edit interfaces]
user@router# run ping 1.1.1.1
- B. [edit interfaces]
user@router# ping 1.1.1.1
- C. [edit interfaces]
user@router# up ping 1.1.1.1
- D. [edit interfaces]
user@router# exit ping 1.1.1.1

Correct Answer: A

Section: (none)

Explanation

Explanation/Reference:

Explanation:

QUESTION 52

Which two commands will successfully create ping traffic? (Choose two.)

- A. user@router# ping 10.10.10.1
- B. user@router# run ping 10.10.10.1
- C. user@router> ping 10.10.10.1
- D. user@router> request ping 10.10.10.1

Correct Answer: BC

Section: (none)

Explanation

Explanation/Reference:

Explanation:

QUESTION 53

Which command is used to display all output at once?

- A. show interfaces | all
- B. show interfaces | no-more
- C. show interfaces | hold
- D. show interfaces | display-all

Correct Answer: B

Section: (none)

Explanation

Explanation/Reference:

Explanation:

Exam E

QUESTION 1

Which information would you find using the CLI help function? (Choose two.)

- A. message of the day
- B. tip of the day
- C. explanation for specific system log error messages
- D. explanation for specific traceoptions log messages

Correct Answer: BC

Section: (none)

Explanation

Explanation/Reference:

Explanation:

QUESTION 2

Which two statements are true of login classes? (Choose two.)

- A. Users can be members of multiple login classes.
- B. Login classes define authorization parameters for a user.
- C. There are five system-defined login classes.
- D. Login class permission flags can be overridden for certain commands.

Correct Answer: BD

Section: (none)

Explanation

Explanation/Reference:

Explanation:

QUESTION 3

Which two statements are true regarding rescue configurations? (Choose two.)

- A. Once saved, a rescue configuration is loaded using the rollback 0 command.
- B. The rescue configuration must contain the minimal elements necessary to restore network connectivity.
- C. A minimal rescue configuration is defined by default.
- D. A rescue configuration must include a root password.

Correct Answer: BD

Section: (none)

Explanation

Explanation/Reference:

Explanation:

QUESTION 4

-- Exhibit --

Amnesiac (ttyu0)

login:

-- Exhibit --

Which statement is correct about the information shown in the exhibit?

- A. The factory-default configuration is running on the device.
- B. The Junos OS was corrupted and did not boot correctly.
- C. The device was recently upgraded to a newer version of the Junos OS.
- D. The device's memory has been corrupted and no file system is present after a reboot.

Correct Answer: A

Section: (none)

Explanation

Explanation/Reference:

Explanation:

QUESTION 5

Which two statements are true regarding the use of NTP clock synchronization? (Choose two.)

- A. The Junos OS supports client, server, and symmetric modes of NTP operation.
- B. Synchronized time on all network devices makes log messages more useful for troubleshooting.
- C. Authentication methods are not supported.
- D. The Junos OS must be used as the primary time reference.

Correct Answer: AB

Section: (none)

Explanation

Explanation/Reference:

Explanation:

QUESTION 6

You are asked to change the cable on interface ge-2/1/3.

Which statement is correct?

- A. The cable is found on FPC 1, slot 3, and port 2.
- B. The cable is found on slot 1, port 2, and FPC 3.
- C. The cable is found on port 3, FPC 2, and slot 1.
- D. The cable is found on FPC 1, slot 2, and port 3.

Correct Answer: C

Section: (none)

Explanation

Explanation/Reference:

Explanation:

QUESTION 7

You are asked to change the cable on interface fe-4/2/3. Which statement is correct?

- A. The cable is found on port 4, FPC 2, and slot 3.
- B. The cable is found on slot 2, port 3, and FPC 4.
- C. The cable is found on FPC 4, slot 3, and port 2.
- D. The cable is found on slot 2, FPC 3, and port 4.

Correct Answer: B

Section: (none)

Explanation

Explanation/Reference:

Explanation:

QUESTION 8

You are asked to change the cable on interface ge-0/2/1. Which statement is correct?

- A. The cable is found on slot 2, port 0, and FPC 1.
- B. The cable is found on FPC 0, slot 1, and port 2.
- C. The cable is found on port 1, slot 0, and FPC 2.
- D. The cable is found on slot 2, port 1, and FPC 0.

Correct Answer: D

Section: (none)

Explanation

Explanation/Reference:

Explanation:

QUESTION 9

-- Exhibit --

```
user@router> show configuration
```

```
groups {  
  
  ge-int {  
  
    interfaces {  
  
      <ge-*> {  
  
        unit 0 {  
  
          familyinet {  
  
            interfaces {  
  
              ge-0/0/1 {  
  
                unit 0;  
  
              }  
  
            }  
  
          }  
  
        }  
  
      }  
  
    }  
  
  }  
  
}
```

-- Exhibit --

Referring to the exhibit, which two actions would you take to only apply the 10.10.12.1/24 address to the ge-0/0/1.0 interface?

- A. Apply the ge-int group to the configuration at the [edit] hierarchy.
- B. Apply the ge-int group to the configuration at the [edit interfaces ge-0/0/1] hierarchy.
- C. Apply the ge-int group to the configuration at the [edit interfaces ge-0/0/1 unit 0] hierarchy.
- D. Apply the ge-int group to the configuration at the [edit interfaces] hierarchy.

Correct Answer: BC

Section: (none)

Explanation

Explanation/Reference:

Explanation:

QUESTION 10

Which interface type connects the control and forwarding planes on an MX Series device?

- A. fxp1
- B. fxp0
- C. me0
- D. ae1

Correct Answer: A

Section: (none)

Explanation

Explanation/Reference:

Explanation:

QUESTION 11

Which command is used to restore a Junos device to its default state?

- A. load factory-default
- B. load override factory-default
- C. load replace default
- D. load set default

Correct Answer: A

Section: (none)

Explanation

Explanation/Reference:

Explanation:

QUESTION 12

-- Exhibit --

```
{master:0}[edit interfaces]
```

```
user@switch# show
```

```
me0 {
```

```
disable;
```

```
unit 0 {
```

```
familyinet {
```

```
address 10.1.1.10/24;
```

```
}
```

```
}
```

```
}
```

-- Exhibit --

Administrators report that they are unable to access the management interface of the EX Series device shown in the exhibit.

Which command will resolve this problem?

- A. delete me0 disable
- B. activate me0
- C. set me0 unit 0 enable
- D. deactivate me0

Correct Answer: A

Section: (none)

Explanation

Explanation/Reference:

Explanation:

QUESTION 13

Which statement is true about logical units?

- A. Logical units are similar to VLANs used by other vendors.
- B. A logical unit is required for transit interfaces.
- C. Frame Relay encapsulation supports one logical unit.
- D. Link speed and duplex are configured in the logical unit properties.

Correct Answer: B

Section: (none)

Explanation

Explanation/Reference:

Explanation:

QUESTION 14

-- Exhibit --

[edit system syslog]

user@router# show

host 152.170.10.10 {

any warning;

}

{

change-log info;

}

-- Exhibit --

Referring to the exhibit, which two statements are true? (Choose two.)

- A. Any warning message will be sent to the 152.170.10.10 host.
- B. A warning message will be logged when the 152.170.10.10 host logs in.
- C. Changes to the device's internal temperatures will be logged.
- D. Changes to the configuration will be logged.

Correct Answer: AD

Section: (none)

Explanation

Explanation/Reference:

Explanation:

QUESTION 15

Which command is used to load the rescue configuration?

- A. load override rescue
- B. rollback rescue
- C. load replace rescue-configuration
- D. rollback 49

Correct Answer: B

Section: (none)

Explanation

Explanation/Reference:

Explanation:

QUESTION 16

Which two external authentication servers are supported for administrative access to a Junos device? (Choose two.)

- A. RADIUS
- B. LDAP
- C. ACE
- D. TACACS+

Correct Answer: AD

Section: (none)

Explanation

Explanation/Reference:

Explanation:

QUESTION 17

-- Exhibit --

```
user@router> restart
```

```
^
```

unknown command.

-- Exhibit --

You are investigating routing problems on a device running the Junos OS. You receive the error shown in the exhibit when you attempt to restart the routing process.

Which statement describes the problem?

- A. You have typed an invalid command.
- B. You must be in configuration mode to restart the routing process.
- C. You do not have permission to restart the routing process.
- D. You must wait until close of business to restart the routing process, based on user-defined policy.

Correct Answer: C

Section: (none)

Explanation

Explanation/Reference:

Explanation:

QUESTION 18

At which command prompt would you issue the set date <date> command?

- A. [edit chassis]
user@router#
- B. [edit]

- user@router#
C. [edit system]
user@router#
D. user@router>

Correct Answer: D

Section: (none)

Explanation

Explanation/Reference:

Explanation:

QUESTION 19

You must apply the family inet configuration parameter only to Gigabit Ethernet interfaces that are in FPC 2.

Which output applies to this configuration?

- A. [edit groups]
user@router# show
ge-int {
 interfaces {
 <ge-*> {
 unit 0 {
 familyinet;
 }
 }
 }
}
- B. [edit groups]
user@router# show
ge-int {
 interfaces {
 <*> {
 unit 0 {
 familyinet;
 }
 }
 }
}
- C. [edit groups]
user@router# show


```
ge-int {  
  interfaces {  
    <*-2/*> {  
      unit 0 {  
        familyinet;  
      }  
    }  
  }  
}
```

D. [edit groups]
user@router# show
ge-int {
 interfaces {
 <ge-2/*> {
 unit 0 {
 familyinet;
 }
 }
 }
}

Correct Answer: D

Section: (none)

Explanation

Explanation/Reference:

Explanation:

QUESTION 20

-- Exhibit --

[edit interfaces ge-0/0/1]

user@router# show

unit 100 {

vlan-id 100;

familyinet {

address /24;

```
}
```

```
}
```

```
[edit interfaces ge-0/0/1]
```

```
user@router# commit check
```

```
[edit interfaces ge-0/0/1]
```

Only unit 0 is valid for this encapsulation

error: configuration check-out failed

-- Exhibit --

Referring to the exhibit, you are unable to commit the configuration for the ge-0/0/1 interface.

What must you do to commit the configuration?

- A. You must set the vlan-tagging parameter under the [edit interfaces ge-0/0/1] hierarchy.
- B. You must use the rename command to change unit 100 to unit 0.
- C. You must set the encapsulation flexible-ethernet-services parameter under the [edit interfaces ge-0/0/1] hierarchy.
- D. You must set the encapsulation vlan-ccc parameter under the [edit interfaces ge-0/0/1 unit 100] hierarchy.

Correct Answer: A

Section: (none)

Explanation

Explanation/Reference:

Explanation:

QUESTION 21

You are asked to configure the configuration archival feature on your Junos devices.

Which two transfer methods are available? (Choose two.)

- A. TFTP
- B. FTP

- C. SCP
- D. SFTP

Correct Answer: BC

Section: (none)

Explanation

Explanation/Reference:

Explanation:

QUESTION 22

-- Exhibit --

```
user@router> show system alarms
```

```
1 alarms currently active
```

```
Alarm time Class Description
```

```
2013-09-14 23:54:01 UTC Minor Rescue configuration is not set
```

-- Exhibit --

Which command will resolve the problem shown in the exhibit?

- A. user@router> request system configuration rescue save
- B. user@router# request system configuration rescue save
- C. user@router> file copy current /config/rescue.conf
- D. user@router# file copy current /config/rescue.conf

Correct Answer: A

Section: (none)

Explanation

Explanation/Reference:

Explanation:

QUESTION 23

Which command displays only the interfaces that are operationally and administratively up?

- A. show interfaces terse | match up
- B. show interfaces terse | match down
- C. show interfaces terse | except up
- D. show interfaces terse | except down

Correct Answer: D

Section: (none)

Explanation

Explanation/Reference:

Explanation:

QUESTION 24

To which directory does the Junos OS write traceoptions files?

- A. /var/tmp/
- B. /var/
- C. /var/log/
- D. /var/home/<username>/

Correct Answer: C

Section: (none)

Explanation

Explanation/Reference:

Explanation:

QUESTION 25

Which command gracefully shuts down the Junos OS?

- A. request system reboot
- B. request system logout
- C. request system halt
- D. restart gracefully

Correct Answer: C

Section: (none)

Explanation

Explanation/Reference:

Explanation:

QUESTION 26

Which action does the ping 172.18.1.1 size 5 command perform?

- A. It sends only five ping requests to the 172.18.1.1 destination.
- B. It sends a continuous ping with a packet length of five bytes to the 172.18.1.1 destination.
- C. It sends five rapid ping requests to the 172.18.1.1 destination.
- D. It sends a continuous rapid ping with a packet length of five bytes to the 172.18.1.1 destination.

Correct Answer: B

Section: (none)

Explanation

Explanation/Reference:

Explanation:

QUESTION 27

Which command displays the current temperature of a Junos device's components?

- A. show chassis temperature-thresholds
- B. show chassis environment
- C. show chassis hardware
- D. show chassis alarms

Correct Answer: B

Section: (none)

Explanation

Explanation/Reference:

Explanation:

QUESTION 28

Which command would you use to view interface usage details in real time?

- A. show interfaces terse
- B. show interfaces extensive

- C. monitor interface traffic
- D. monitor traffic interface

Correct Answer: C

Section: (none)

Explanation

Explanation/Reference:

Explanation:

QUESTION 29

What happens when you issue the ping 172.19.102.2 count 5 command?

- A. ICMP echo requests are sent to 172.19.102.2 in five-millisecond intervals.
- B. ICMP echo requests are sent to 172.19.102.2 until five packets are dropped.
- C. ICMP echo requests are sent to 172.19.102.2 five times.
- D. ICMP echo requests are sent continuously to 172.19.102.2 for five seconds.

Correct Answer: C

Section: (none)

Explanation

Explanation/Reference:

Explanation:

QUESTION 30

You are asked to configure real-time performance monitoring (RPM) between two Junos devices to track traffic in your network. Which two application traffic types can you track? (Choose two.)

- A. ICMP
- B. SNMP
- C. TCP
- D. HTTPS

Correct Answer: AC

Section: (none)

Explanation

Explanation/Reference:

Explanation:

QUESTION 31

You are troubleshooting a routing issue and need to check the hop-by-hop path to the 10.10.10.10 destination. Which three commands would display the path? (Choose three.)

- A. user@router# traceroute 10.10.10.10
- B. user@router> ping record-route 10.10.10.10
- C. user@router>traceroute 10.10.10.10
- D. user@router# run traceroute 10.10.10.10
- E. user@router# ping record-route 10.10.10.10

Correct Answer: BCD

Section: (none)

Explanation

Explanation/Reference:

Explanation:

QUESTION 32

You are asked to free up disk space so you can update your version of the Junos OS. Which two commands display the files that will be removed? (Choose two.)

- A. user@router> request system storage cleanup
- B. user@router> show system storage
- C. user@router> request system storage cleanup dry-run
- D. user@router> show system storage detail

Correct Answer: AC

Section: (none)

Explanation

Explanation/Reference:

Explanation:

QUESTION 33

Which two commands are used during the password recovery process? (Choose two.)

- A. clear system login

- B. boot -s
- C. recovery
- D. delete system root-authentication

Correct Answer: BC

Section: (none)

Explanation

Explanation/Reference:

Explanation:

QUESTION 34

You receive an alarm that your Junos device is experiencing problems regarding temperature. Which two commands would you use to investigate this problem? (Choose two.)

- A. show chassis hardware
- B. show chassis temperature-thresholds
- C. show chassis pic fpc-slot <value> pic-slot <value>
- D. show chassis environment

Correct Answer: BD

Section: (none)

Explanation

Explanation/Reference:

Explanation:

QUESTION 35

-- Exhibit --

[edit interfaces ge-0/0/6]

user@router# show

{

familyinet {

address 172.16.10.100/24;


```
address 172.16.10.101/24;
```

```
}
```

```
}
```

-- Exhibit --

You have two IP addresses configured on the ge-0/0/6 interface, as shown in the exhibit. You want to select the 172.16.10.101 address as the source address for packets sent from this interface to hosts on a remote subnet.

Which parameter would you add to the 172.16.10.101 address to complete this task?

- A. preferred
- B. broadcast
- C. primary
- D. arp 172.16.10.101

Correct Answer: A

Section: (none)

Explanation

Explanation/Reference:

Explanation:

QUESTION 36

Which routing instance type is used to facilitate filter-based forwarding?

- A. VRF
- B. FBF
- C. forwarding
- D. no-forwarding

Correct Answer: C

Section: (none)

Explanation

Explanation/Reference:

Explanation:

QUESTION 37

Which two statements are true about static routes in the Junos OS? (Choose two.)

- A. Static routes are defined at the [edit routing-instances] hierarchy.
- B. Static routes must have a next hop defined.
- C. Static routes remain in the routing table until you remove them or until they become inactive.
- D. Static routes are learned by neighboring devices and added to their routing tables.

Correct Answer: BC

Section: (none)

Explanation

Explanation/Reference:

Explanation:

QUESTION 38

Which configuration parameter on a Junos device alters the default next-hop resolution behavior of a static route?

- A. no-readvertise
- B. resolve
- C. preference
- D. passive

Correct Answer: B

Section: (none)

Explanation

Explanation/Reference:

Explanation:

QUESTION 39

Which two statements are true regarding route preference? (Choose two.)

- A. Lower preference values are more preferred than higher preference values.
- B. You can modify the default preference values for any of the routing information sources.
- C. By default, a static route is more preferred than a RIP route.
- D. A static route is always preferred over a direct route.

Correct Answer: AC

Section: (none)

Explanation

Explanation/Reference:

Explanation:

QUESTION 40

Which two statements are true regarding routing tables? (Choose two.)

- A. The routing table is populated by the forwarding table.
- B. Devices running the Junos OS can accommodate multiple routing tables.
- C. Information learned from routing protocols is stored in the routing table.
- D. The primary routing table for IPv4 unicast routes is inet.4.

Correct Answer: BC

Section: (none)

Explanation

Explanation/Reference:

Explanation:

QUESTION 41

Which two statements are correct when you use the reject parameter as the next-hop value for a static route? (Choose two.)

- A. The packet is dropped and the packet's source is marked with the no-readvertise parameter.
- B. The system sends the packet back to the source.
- C. The packet is dropped from the network.
- D. The system sends an ICMP message back to the source of the packet.

Correct Answer: CD

Section: (none)

Explanation

Explanation/Reference:

Explanation:

QUESTION 42

Which routing table stores IPv4 unicast routes and is used by multicast routing protocols to prevent loops?

- A. inet.0
- B. inet.1
- C. inet.2
- D. inet.3

Correct Answer: C

Section: (none)

Explanation

Explanation/Reference:

Explanation:

QUESTION 43

Which source of routing information is preferred by default?

- A. OSPF internal
- B. OSPF external
- C. IS-IS Level 1
- D. IS-IS Level 2

Correct Answer: A

Section: (none)

Explanation

Explanation/Reference:

Explanation:

QUESTION 44

What are two routing requirements for a device to communicate with another device? (Choose two.)

- A. end-to-end communications path
- B. hosts on the same Layer 2 broadcast domain
- C. hosts on the same Layer 3 broadcast domain
- D. routing information on participating Layer 3 devices

Correct Answer: AD

Section: (none)

Explanation

Explanation/Reference:

Explanation:

QUESTION 45

-- Exhibit --

inet.0: 4 destinations, 4 routes (4 active, 0 holddown, 0 hidden)

+ = Active Route, - = Last Active, * = Both

172.23.10.0/24 *[Direct/0] 21:59:56

>via ge-0/0/6.0

172.23.10.100/32 *[Local/0] 22:00:10

Local via ge-0/0/6.0

172.23.12.0/24 *[Static/5] 00:01:36

>to 172.23.10.1 via ge-0/0/6.0

172.23.15.0/24 *[Static/5] 00:01:36

>to 172.23.10.1 via ge-0/0/6.0

-- Exhibit --

Users are unable to access resources in the 172.23.14.0/24 subnet.

Referring to the exhibit, which two actions would solve this problem? (Choose two.)

- A. Configure a separate routing instance.
- B. Configure a default static route.
- C. Configure a static route to 172.23.14.0/24.
- D. Configure the existing routes to resolve the indirect next hop.

Correct Answer: BC

Section: (none)

Explanation

Explanation/Reference:

Explanation:

QUESTION 46

What are three types of routing instances? (Choose three.)

- A. VPN
- B. virtual-router
- C. policy
- D. VRF
- E. forwarding

Correct Answer: BDE

Section: (none)

Explanation

Explanation/Reference:

Explanation:

QUESTION 47

Which two statements describe the forwarding table in the Junos OS? (Choose two.)

- A. The forwarding table contains all known routes.
- B. The forwarding table stores a subset of information from the routing table.
- C. Junos devices use the forwarding table to compare incoming packets against existing entries to determine the next hop.
- D. If multiple matches exist, the forwarding table uses the least-specific entry to forward packets toward the destination.

Correct Answer: BC

Section: (none)

Explanation

Explanation/Reference:

Explanation:

QUESTION 48

-- Exhibit --

[edit routing-options]

```
user@router# show
```

```
static {  
route 0.0.0.0/0 {  
next-hop 10.1.1.1;  
qualified-next-hop 10.1.1.254 {  
preference 4;  
}  
}  
}
```

-- Exhibit --

Assuming both paths shown in the exhibit are available, which statement is correct?

- A. Traffic matching the default route will use 10.1.1.1 as the next hop.
- B. Traffic matching the default route will use 10.1.1.254 as the next hop.
- C. Traffic matching the default route will be load-balanced per packet across both next hops.
- D. Traffic matching the default route will be load-balanced per flow across both next hops.

Correct Answer: B

Section: (none)

Explanation

Explanation/Reference:

Explanation:

QUESTION 49

Which command will silently drop a matching packet?

- A. set routing-options static route 10.1.1.1/32 no-retain
- B. set routing-options static route 10.1.1.1/32 discard

- C. set routing-options static route 10.1.1.1/32 reject
- D. set routing-options static route 10.1.1.1/32 passive

Correct Answer: B

Section: (none)

Explanation

Explanation/Reference:

Explanation:

QUESTION 50

Which command will drop a matching packet and send out a notification message?

- A. set routing-options static route 10.1.1.1/32 no-retain
- B. set routing-options static route 10.1.1.1/32 discard
- C. set routing-options static route 10.1.1.1/32 reject
- D. set routing-options static route 10.1.1.1/32 no-install

Correct Answer: C

Section: (none)

Explanation

Explanation/Reference:

Explanation:

QUESTION 51

Which command will show the best paths that are installed in the PFE?

- A. show route
- B. show route active-path
- C. show route private
- D. show route forwarding-table

Correct Answer: D

Section: (none)

Explanation

Explanation/Reference:

Explanation:

QUESTION 52

Which command displays the egress interfaces selected on the PFE for destination prefixes?

- A. show route forwarding-table
- B. show route table
- C. show route table extensive
- D. show pfevdd

Correct Answer: A

Section: (none)

Explanation

Explanation/Reference:

Explanation:

QUESTION 53

Which route filter match type only matches prefixes greater than the defined prefix?

- A. exact
- B. upto
- C. longer
- D. orlonger

Correct Answer: C

Section: (none)

Explanation

Explanation/Reference:

Explanation:

Exam F

QUESTION 1

The IP address 10.1.1.1 belongs to which class of IP address space?

- A. Class A
- B. Class B
- C. Class C
- D. Class D

Correct Answer: A

Section: (none)

Explanation

Explanation/Reference:

Explanation:

QUESTION 2

For the interface ge-1/2/3.4, what does "ge" represent?

- A. SONET/SDH
- B. Gigabit Ethernet
- C. Aggregated Ethernet
- D. GRE

Correct Answer: B

Section: (none)

Explanation

Explanation/Reference:

Explanation:

QUESTION 3

Which word starts a command to display the operational status of a Junos device?

- A. put
- B. set
- C. show
- D. get

Correct Answer: C

Section: (none)

Explanation

Explanation/Reference:

Explanation:

QUESTION 4

Which command prompt indicates that you are in operational mode?

- A. user@router&
- B. user@router#
- C. user@router%
- D. user@router>

Correct Answer: D

Section: (none)

Explanation

Explanation/Reference:

Explanation:

QUESTION 5

What is the decimal equivalent of 00000100?

- A. 2
- B. 4
- C. 9
- D. 12

Correct Answer: B

Section: (none)

Explanation

Explanation/Reference:

Explanation:

QUESTION 6

What is a valid IPv6 address?

- A. 00:05:85:23:45:67
- B. 127.0.0.1
- C. 2001:0db8:3000:2215:0000:0000:aaaa:1111
- D. 49.0001.0192.0168.1001.00

Correct Answer: C

Section: (none)

Explanation

Explanation/Reference:

Explanation:

QUESTION 7

Which simplified IPv6 address is the same as the IP address 2001:0000:1000:0000:0000:cbff:0020:0001/64?

- A. 2001::1::cbff:2:0001/64
- B. 2001::1000::cbff:20:1/64
- C. 2001:0:1000::cbff:20:1/64
- D. 2001:0:1:0:0:cbff:2:1/64

Correct Answer: C

Section: (none)

Explanation

Explanation/Reference:

Explanation:

QUESTION 8

What are three characteristics of UDP? (Choose three.)

- A. UDP is faster than TCP.
- B. UDP operates at the Transport Layer.
- C. UDP is connection-oriented.
- D. UDP data is sent best-effort.
- E. UDP is more reliable than TCP.

Correct Answer: ABD

Section: (none)

Explanation

Explanation/Reference:

Explanation:

QUESTION 9

Which layer in the OSI model is responsible for translating frames into bits?

- A. Application Layer
- B. Presentation Layer
- C. Data Link Layer
- D. Physical Layer

Correct Answer: C

Section: (none)

Explanation

Explanation/Reference:

Explanation:

QUESTION 10

Which layer in the TCP/IP model is responsible for delivering packets to their destination?

- A. Application Layer
- B. Transport Layer
- C. Internet Layer
- D. Network Access Layer

Correct Answer: C

Section: (none)

Explanation

Explanation/Reference:

Explanation:

QUESTION 11

Why is IPv6 packet processing more effective than IPv4 packet processing?

- A. fixed header size
- B. smaller header size
- C. fewer header fields
- D. variable header size

Correct Answer: A

Section: (none)

Explanation

Explanation/Reference:

Explanation:

QUESTION 12

A user opens a webpage that requires the transmission of packets from the Web server to the client's browser. The packets transmitted from the Web server to the client exceed the smallest MTU value on the communications path.

Which two protocol functions allow this type of communication? (Choose two.)

- A. packet segmentation
- B. serialized checking
- C. packet sequencing
- D. parallel checking

Correct Answer: AC

Section: (none)

Explanation

Explanation/Reference:

Explanation:

QUESTION 13

Which two statements are true about TCP communication? (Choose two.)

- A. The receiver acknowledges the final packet in each communications stream.
- B. The receiver adds sequencing numbers to the packets received.
- C. The sender adds sequencing numbers to the packets it sends.
- D. The receiver acknowledges each packet it receives from the sending device.

Correct Answer: AC

Section: (none)

Explanation

Explanation/Reference:

Explanation:

QUESTION 14

Which two statements are true about optical networks? (Choose two.)

- A. SONET and SDH both use time-division multiplexing.
- B. An optical transport network system uses time-division multiplexing.
- C. SONET and SDH both use wavelength-division multiplexing.
- D. An optical transport network system uses wavelength-division multiplexing.

Correct Answer: AD

Section: (none)

Explanation

Explanation/Reference:

Explanation:

QUESTION 15

At which layer of the OSI model does error checking occur with IPv6?

- A. Layer 2
- B. Layer 3
- C. Layer 4
- D. Layer 7

Correct Answer: C

Section: (none)

Explanation

Explanation/Reference:

Explanation:

QUESTION 16

Which statement is correct regarding IPv6 addresses?

- A. An IPv6 address consists of 128 bits separated into eight 16-bit hexadecimal sections.
- B. An IPv6 address consists of 64 bits separated into four 16-bit hexadecimal sections.
- C. An IPv6 address consists of 128 bits separated into sixteen 8-bit hexadecimal sections.
- D. An IPv6 address consists of 64 bits separated into eight 8-bit hexadecimal sections.

Correct Answer: A

Section: (none)

Explanation

Explanation/Reference:

Explanation:

QUESTION 17

Which two statements about MPLS label-switched paths (LSPs) are true? (Choose two.)

- A. LSPs are bidirectional.
- B. LSPs are unidirectional.
- C. LSPs must follow the IGP's shortest path.
- D. LSPs can follow paths other than the IGP's shortest path.

Correct Answer: BD

Section: (none)

Explanation

Explanation/Reference:

Explanation:

QUESTION 18

What are two ways that packet fragmentation is handled differently between IPv6 and IPv4? (Choose two.)

- A. End hosts determine the path MTU for IPv6.
- B. End hosts determine the path MTU for IPv4.
- C. Packet fragmentation occurs at intermediate nodes for IPv4.
- D. Packet fragmentation occurs at intermediate nodes for IPv6.

Correct Answer: AC

Section: (none)

Explanation

Explanation/Reference:

Explanation:

QUESTION 19

-- Exhibit --

```
user@router> show route protocol static
```

inet.0: 15 destinations, 15 routes (15 active, 0 holddown, 0 hidden)

+ = Active Route, - = Last Active, * = Both

```
99.0.0.0/17 *[Static/5] 00:00:11
```

```
>to 10.1.1.2 via ge-0/0/1.0
```

```
99.0.0.0/19 *[Static/5] 00:00:11
```

```
>to 10.1.2.2 via ge-0/0/2.0
```

```
99.0.0.0/24 *[Static/5] 00:00:11
```

```
>to 10.1.3.2 via ge-0/0/3.0
```

```
99.0.0.0/26 *[Static/5] 00:00:11
```

```
>to 10.1.4.2 via ge-0/0/4.0
```

-- Exhibit --

In the exhibit, there are four static routes that route traffic through different interfaces.

Which interface does the router use if traffic is sent to the 99.0.0.1 destination?

- A. ge-0/0/1
- B. ge-0/0/2
- C. ge-0/0/3
- D. ge-0/0/4

Correct Answer: D

Section: (none)

Explanation

Explanation/Reference:

Explanation:

QUESTION 20

In dotted decimal notation, what is the equivalent of 11010101 01000010 01111111 11000010?

- A. 213.66.127.194
- B. 214.66.128.195
- C. 212.64.143.194
- D. 213.66.111.194

Correct Answer: A

Section: (none)

Explanation

Explanation/Reference:

Explanation:

QUESTION 21

What is the binary equivalent of 242.168.94.124?

- A. 11110011 10101000 01011110 01111100
- B. 11110010 10101010 01011110 01111100
- C. 11110010 10101000 01011110 01111100
- D. 11110010 10101000 01010110 01111100

Correct Answer: C

Section: (none)

Explanation

Explanation/Reference:

Explanation:

QUESTION 22

What is the last usable IP address in the 218.6.0.0/17 network?

- A. 218.6.125.254
- B. 218.6.126.254
- C. 218.6.127.254
- D. 218.6.128.254

Correct Answer: C

Section: (none)

Explanation

Explanation/Reference:

Explanation:

QUESTION 23

What is the network address for the 10.13.147.100/19 host?

- A. 10.13.128.0
- B. 10.13.147.0
- C. 10.13.0.0
- D. 10.13.100.0

Correct Answer: A

Section: (none)

Explanation

Explanation/Reference:

Explanation:

QUESTION 24

Which two prefixes would summarize the networks shown below? (Choose two.)

192.168.1.0/24

192.168.2.0/24

192.168.3.0/24

- A. 192.168.0.0/23
- B. 192.168.0.0/22
- C. 192.168.0.0/24

D. 192.168.0.0/21

Correct Answer: BD

Section: (none)

Explanation

Explanation/Reference:

Explanation:

QUESTION 25

How many host addresses are available in the /28 network?

- A. 6
- B. 14
- C. 28
- D. 30

Correct Answer: B

Section: (none)

Explanation

Explanation/Reference:

Explanation:

QUESTION 26

What are three benefits of using IPv6? (Choose three.)

- A. IPv6 supports a greater level of security by integrating features that were optional add-ons in IPv4.
- B. IPv6 reduces administrative overhead using stateless address autoconfiguration for hosts.
- C. IPv6 eliminates the need for private to public NAT using a large address pool.
- D. IPv6 provides backward compatibility with IPv4 using the Next Header field.
- E. IPv6 represents large IP addresses using dotted decimal notation.

Correct Answer: ABC

Section: (none)

Explanation

Explanation/Reference:

Explanation:

QUESTION 27

Which statement is correct about the forwarding table?

- A. The forwarding table is stored only on the PFE.
- B. The forwarding table contains all known routes.
- C. The forwarding table is stored on both the RE and PFE.
- D. The forwarding table is stored only on the RE.

Correct Answer: C

Section: (none)

Explanation

Explanation/Reference:

Explanation:

QUESTION 28

Which statement describes exception traffic?

- A. Exception traffic must be sent to the PFE for processing.
- B. Exception traffic enters one ingress port and is sent out multiple egress ports.
- C. Exception traffic is rate-limited on the internal link to prevent DoS attacks.
- D. Exception traffic is processed after forwarding traffic when congestion exists.

Correct Answer: C

Section: (none)

Explanation

Explanation/Reference:

Explanation:

QUESTION 29

What are two benefits of the modular design of the Junos OS? (Choose two.)

- A. Each module uses application-specific integrated circuits (ASICs).
- B. Each module runs in its own protected memory space.
- C. Each module can be individually restarted.
- D. Each module is supported across all Junos platforms.

Correct Answer: BC

Section: (none)

Explanation

Explanation/Reference:

Explanation:

QUESTION 30

Which statement describes the PFE?

- A. The PFE controls the RE by providing Layer 2 and Layer 3 forwarding tables.
- B. The PFE implements advanced services such as policing, stateless firewall filtering, and class of service.
- C. The PFE sends traffic to the RE for systematic packet forwarding.
- D. The PFE receives hardware and environmental status messages from the RE.

Correct Answer: B

Section: (none)

Explanation

Explanation/Reference:

Explanation:

QUESTION 31

Which process is responsible for the routing protocols on a Junos device?

- A. rpd
- B. mgd
- C. dcd
- D. chassisd

Correct Answer: A

Section: (none)

Explanation

Explanation/Reference:

Explanation:

QUESTION 32

Which process is responsible for the configuration of the router and all user commands on a Junos device?

- A. rpd
- B. chassisd
- C. dcd
- D. mgd

Correct Answer: D

Section: (none)

Explanation

Explanation/Reference:

Explanation:

QUESTION 33

How does the PFE handle unicast transit traffic destined for an existing forwarding table entry?

- A. It sends the traffic through one egress port toward its destination.
- B. It sends the traffic through multiple egress ports to all available receivers.
- C. It sends the traffic through an internal link to the RE.
- D. It sends the traffic to the local system for further processing.

Correct Answer: A

Section: (none)

Explanation

Explanation/Reference:

Explanation:

QUESTION 34

Which two design goals describe the Junos OS design? (Choose two.)

- A. clean separation of security and routing policies
- B. clean separation of control and forwarding planes
- C. modularization of multiple software processes
- D. a single hardware platform for all software applications

Correct Answer: BC

Section: (none)

Explanation

Explanation/Reference:

Explanation:

QUESTION 35

Which two Junos platforms provide stateful firewall functionality? (Choose two.)

- A. MX Series
- B. EX Series
- C. SRX Series
- D. QFX Series

Correct Answer: AC

Section: (none)

Explanation

Explanation/Reference:

Explanation:

QUESTION 36

What are two examples of RE exception traffic? (Choose two.)

- A. BGP updates that travel through the local router and are destined for a remote router.
- B. OSPF hello packets that are sent from a remote router and are destined for the local router.
- C. Telnet traffic that is sent from a remote host and is destined for the local router.
- D. Telnet traffic that travels through the local router and is destined for a remote end host.

Correct Answer: BC

Section: (none)

Explanation

Explanation/Reference:

Explanation:

QUESTION 37

In the Junos OS, what handles transit traffic?

- A. Transit traffic is handled by the RE only.

- B. Transit traffic is handled by the PFE only.
- C. Transit traffic is handled by both the RE and the PFE.
- D. Transit traffic is not handled by the RE or the PFE.

Correct Answer: B

Section: (none)

Explanation

Explanation/Reference:

Explanation:

QUESTION 38

Which statement describes transit traffic?

- A. Traffic addressed to the chassis that requires some form of special handling by the RE before it can be forwarded out an egress port.
- B. Traffic that enters an ingress port, is compared against the forwarding table, and is forwarded out an egress port.
- C. Any traffic that requires the generation of an ICMP message.
- D. Traffic that requires some form of special attention and does not pass through the device.

Correct Answer: B

Section: (none)

Explanation

Explanation/Reference:

Explanation:

QUESTION 39

What is the central processing component of the forwarding plane?

- A. PFE
- B. RE
- C. Junos OS
- D. forwarding table

Correct Answer: A

Section: (none)

Explanation

Explanation/Reference:

Explanation:

QUESTION 40

Which statement is correct regarding the Junos OS?

- A. The same Junos OS image is used on all Junos devices.
- B. The Junos OS provides separation between the control and forwarding planes.
- C. Each Junos OS image is based on model-specific source code.
- D. The Junos OS creates a secondary instance of the kernel to ensure redundancy.

Correct Answer: B

Section: (none)

Explanation

Explanation/Reference:

Explanation:

QUESTION 41

What are two functions of the RE? (Choose two).

- A. to maintain routing tables
- B. to forward traffic toward its destination
- C. to manage the PFE
- D. to implement various services such as policing, stateless firewall filtering, and class of service

Correct Answer: AC

Section: (none)

Explanation

Explanation/Reference:

Explanation:

QUESTION 42

Which statement is correct regarding exception traffic processing?

- A. Exception traffic is only handled by the PFE.
- B. Exception traffic is rate-limited across the internal link to protect the RE.
- C. Exception traffic is not prioritized during times of congestion.
- D. Exception traffic is forwarded based on forwarding table entries.

Correct Answer: B

Section: (none)

Explanation

Explanation/Reference:

Explanation:

QUESTION 43

When using keyboard shortcuts, which single keystroke combination allows users to erase the entire current command?

- A. Ctrl + a
- B. Ctrl + e
- C. Ctrl + u
- D. Ctrl + w

Correct Answer: C

Section: (none)

Explanation

Explanation/Reference:

Explanation:

QUESTION 44

When using keyboard shortcuts, which keystroke combination allows users to erase a single word to the left of the cursor?

- A. Ctrl + a
- B. Ctrl + e
- C. Ctrl + u
- D. Ctrl + w

Correct Answer: D

Section: (none)

Explanation

Explanation/Reference:

Explanation:

QUESTION 45

What must you type to enter operational mode from the root@% command prompt?

- A. exit
- B. configure
- C. edit
- D. cli

Correct Answer: D

Section: (none)

Explanation

Explanation/Reference:

Explanation:

QUESTION 46

Which two commands would you use to discard a candidate configuration? (Choose two.)

- A. rollback
- B. delete
- C. delete 0
- D. rollback 0

Correct Answer: AD

Section: (none)

Explanation

Explanation/Reference:

Explanation:

QUESTION 47

Which two statements are true about the configure exclusive command? (Choose two.)

- A. It allows users to retain all uncommitted changes when exiting exclusive configuration mode.
- B. It allows multiple users to edit private copies of the configuration concurrently.
- C. It causes the loss of all uncommitted changes when exiting exclusive configuration mode.
- D. It excludes other users from editing the configuration.

Correct Answer: CD

Section: (none)

Explanation

Explanation/Reference:

Explanation:

QUESTION 48

Which command will display the active configuration?

- A. user@router> show configuration
- B. user@router# show
- C. user@router> show system configuration
- D. user@router> show system commit

Correct Answer: A

Section: (none)

Explanation

Explanation/Reference:

Explanation:

QUESTION 49

Which three commands will cause a logical interface to go administratively down after being committed? (Choose three.)

- A. shutdown
- B. deactivate
- C. disable
- D. down
- E. delete

Correct Answer: BCE

Section: (none)

Explanation

Explanation/Reference:

Explanation:

QUESTION 50

Which command returns a list of commands in which a given keyword is used throughout the Junos hierarchies?

- A. help topic
- B. help reference
- C. help apropos
- D. help tip

Correct Answer: C

Section: (none)

Explanation

Explanation/Reference:

Explanation:

QUESTION 51

Which three statements are true regarding the candidate configuration? (Choose three.)

- A. The candidate configuration is a temporary configuration that might become the active configuration.
- B. A candidate configuration is initially populated with the configuration currently active on the system.
- C. Changes to the candidate configuration take effect immediately.
- D. The candidate configuration becomes the active configuration after a system reboot.
- E. The configure private command allows concurrent editing of a candidate configuration by multiple users.

Correct Answer: ABE

Section: (none)

Explanation

Explanation/Reference:

Explanation:

QUESTION 52

-- Exhibit --

[edit]

user@router# show | compare

[edit protocols ospf area 0.0.0.0]

- interface ge-0/0/0.0 {

- disable;

- }

[edit protocols ospf]

area 0.0.0.0 { ... }

+ area 0.0.0.1 {

+ interface ge-0/0/0.0;

+ }

Referring to the exhibit, what are two differences between the active and candidate configurations? (Choose two.)

- A. The ge-0/0/0 interface was added to the candidate configuration.
- B. Area 0 was added to the active configuration.
- C. Area 1 was added to the candidate configuration.
- D. The ge-0/0/0 interface was added to the active configuration.

Correct Answer: AC

Section: (none)

Explanation

Explanation/Reference:

Explanation:

QUESTION 53

Which mode is used to allow only a single person to edit a configuration?

- A. configure batch
- B. configure private
- C. configure exclusive
- D. configure dynamic

Correct Answer: C

Section: (none)

Explanation

Explanation/Reference:

Explanation: