

AZ-204

Number: AZ-204
Passing Score: 800
Time Limit: 120 min
File Version: 1

AZ-204



Website: <https://vceplus.com>

VCE to PDF Converter: <https://vceplus.com/vce-to-pdf/>

Facebook: <https://www.facebook.com/VCE.For.All.VN/>

Twitter : https://twitter.com/VCE_Plus

<https://vceplus.com/>

Develop Azure compute solutions

Testlet 1

Case study

This is a case study. **Case studies are not timed separately. You can use as much exam time as you would like to complete each case.** However, there may be additional case studies and sections on this exam. You must manage your time to ensure that you are able to complete all questions included on this exam in the time provided.

To answer the questions included in a case study, you will need to reference information that is provided in the case study. Case studies might contain exhibits and other resources that provide more information about the scenario that is described in the case study. Each question is independent of the other questions in this case study.

At the end of this case study, a review screen will appear. This screen allows you to review your answers and to make changes before you move to the next section of the exam. After you begin a new section, you cannot return to this section.

To start the case study

To display the first question in this case study, click the **Next** button. Use the buttons in the left pane to explore the content of the case study before you answer the questions. Clicking these buttons displays information such as business requirements, existing environment, and problem statements. If the case study has an **All Information** tab, note that the information displayed is identical to the information displayed on the subsequent tabs. When you are ready to answer a question, click the **Question** button to return to the question.

Current environment

Windows Server 2016 virtual machine

The virtual machine (VM) runs BizTalk Server 2016. The VM runs the following workflows:

- Ocean Transport – This workflow gathers and validates container information including container contents and arrival notices at various shipping ports.
- Inland Transport – This workflow gathers and validates trucking information including fuel usage, number of stops, and routes.

The VM supports the following REST API calls:

- Container API – This API provides container information including weight, contents, and other attributes.
- Location API – This API provides location information regarding shipping ports of call and tracking stops.
- Shipping REST API – This API provides shipping information for use and display on the shipping website.

Shipping Data

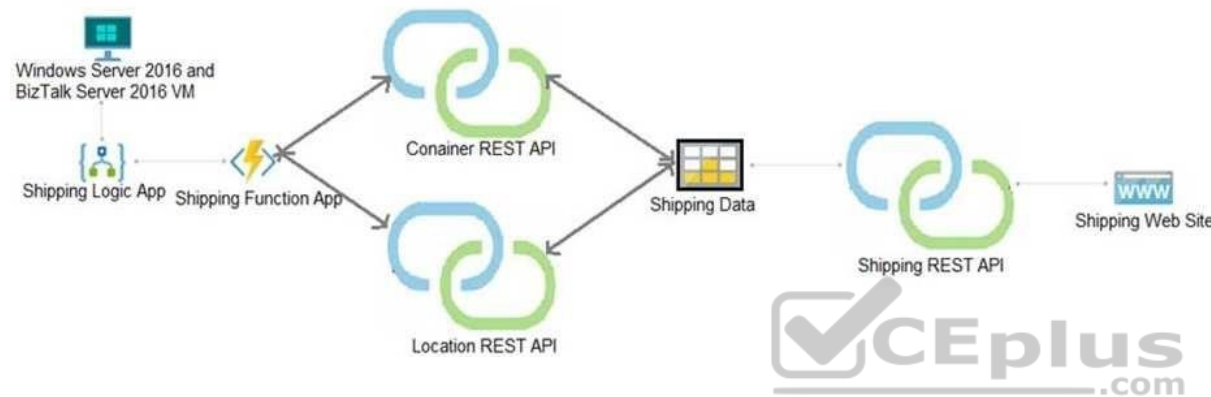
The application uses MongoDB JSON document storage database for all container and transport information.

Shipping Web Site

The site displays shipping container tracking information and container contents. The site is located at <http://shipping.wideworldimporters.com/>

Proposed solution

The on-premises shipping application must be moved to Azure. The VM has been migrated to a new Standard_D16s_v3 Azure VM by using Azure Site Recovery and must remain running in Azure to complete the BizTalk component migrations. You create a Standard_D16s_v3 Azure VM to host BizTalk Server. The Azure architecture diagram for the proposed solution is shown below:



Requirements

Shipping Logic app

The Shipping Logic app must meet the following requirements:

- Support the ocean transport and inland transport workflows by using a Logic App.
 - Support industry-standard protocol X12 message format for various messages including vessel content details and arrival notices.
 - Secure resources to the corporate VNet and use dedicated storage resources with a fixed costing model.
- Maintain on-premises connectivity to support legacy applications and final BizTalk migrations.

Shipping Function app

Implement secure function endpoints by using app-level security and include Azure Active Directory (Azure AD).

REST APIs

The REST API's that support the solution must meet the following requirements:

- Secure resources to the corporate VNet.
 - Allow deployment to a testing location within Azure while not incurring additional costs.
 - Automatically scale to double capacity during peak shipping times while not causing application downtime.
- Minimize costs when selecting an Azure payment model.

Shipping data

Data migration from on-premises to Azure must minimize costs and downtime.

Shipping website

Use Azure Content Delivery Network (CDN) and ensure maximum performance for dynamic content while minimizing latency and costs.

Issues

Windows Server 2016 VM

The VM shows high network latency, jitter, and high CPU utilization. The VM is critical and has not been backed up in the past. The VM must enable a quick restore from a 7-day snapshot to include in-place restore of disks in case of failure.

Shipping website and REST APIs

The following error message displays while you are testing the website:

Failed to load http://test-shippingapi.wideworldimporters.com/: No 'Access-Control-Allow-Origin' header is present on the requested resource. Origin 'http://test.wideworldimporters.com/' is therefore not allowed access.

Develop Azure compute solutions

Question Set 2

QUESTION 1

Note: This question is part of a series of questions that present the same scenario. Each question in the series contains a unique solution that might meet the stated goals. Some question sets might have more than one correct solution, while others might not have a correct solution.

After you answer a question in this section, you will NOT be able to return to it. As a result, these questions will not appear in the review screen.

You develop a software as a service (SaaS) offering to manage photographs. Users upload photos to a web service which then stores the photos in Azure Storage Blob storage. The storage account type is General-purpose V2.

When photos are uploaded, they must be processed to produce and save a mobile-friendly version of the image. The process to produce a mobile-friendly version of the image must start in less than one minute.

You need to design the process that starts the photo processing.

Solution: Convert the Azure Storage account to a BlobStorage storage account.



<https://vceplus.com/> Does the

solution meet the goal?

- A. Yes
- B. No

Correct Answer: B

Section: (none)

Explanation



Explanation/Reference:

Explanation:

Not necessary to convert the account, instead move photo processing to an Azure Function triggered from the blob upload..

Azure Storage events allow applications to react to events. Common Blob storage event scenarios include image or video processing, search indexing, or any file-oriented workflow.

Note: Only storage accounts of kind StorageV2 (general purpose v2) and BlobStorage support event integration. Storage (general purpose v1) does not support integration with Event Grid.

Reference: <https://docs.microsoft.com/en-us/azure/storage/blobs/storage-blob-event-overview>

QUESTION 2

Note: This question is part of a series of questions that present the same scenario. Each question in the series contains a unique solution that might meet the stated goals. Some question sets might have more than one correct solution, while others might not have a correct solution.

After you answer a question in this section, you will NOT be able to return to it. As a result, these questions will not appear in the review screen.

You develop a software as a service (SaaS) offering to manage photographs. Users upload photos to a web service which then stores the photos in Azure Storage Blob storage. The storage account type is General-purpose V2.

When photos are uploaded, they must be processed to produce and save a mobile-friendly version of the image. The process to produce a mobile-friendly version of the image must start in less than one minute.

You need to design the process that starts the photo processing.

Solution: Move photo processing to an Azure Function triggered from the blob upload.

Does the solution meet the goal?

- A. Yes
- B. No

Correct Answer: A

Section: (none)

Explanation

Explanation/Reference:

Explanation:

Azure Storage events allow applications to react to events. Common Blob storage event scenarios include image or video processing, search indexing, or any file-oriented workflow.

Events are pushed using Azure Event Grid to subscribers such as Azure Functions, Azure Logic Apps, or even to your own http listener.

Note: Only storage accounts of kind StorageV2 (general purpose v2) and BlobStorage support event integration. Storage (general purpose v1) does not support integration with Event Grid.

Reference: <https://docs.microsoft.com/en-us/azure/storage/blobs/storage-blob-event-overview>

QUESTION 3

You are developing an application that uses Azure Blob storage.

The application must read the transaction logs of all the changes that occur to the blobs and the blob metadata in the storage account for auditing purposes. The changes must be in the order in which they occurred, include only create, update, delete, and copy operations and be retained for compliance reasons.

You need to process the transaction logs asynchronously.

What should you do?

- A. Process all Azure Blob storage events by using Azure Event Grid with a subscriber Azure Function app.
- B. Enable the change feed on the storage account and process all changes for available events.
- C. Process all Azure Storage Analytics logs for successful blob events.
- D. Use the Azure Monitor HTTP Data Collector API and scan the request body for successful blob events.

Correct Answer: B

Section: (none)

Explanation

Explanation/Reference:

Explanation:

Change feed support in Azure Blob Storage

The purpose of the change feed is to provide transaction logs of all the changes that occur to the blobs and the blob metadata in your storage account. The change feed provides ordered, guaranteed, durable, immutable, read-only log of these changes. Client applications can read these logs at any time, either in streaming or in batch mode. The change feed enables you to build efficient and scalable solutions that process change events that occur in your Blob Storage account at a low cost.

Reference: <https://docs.microsoft.com/en-us/azure/storage/blobs/storage-blob-change-feed>

QUESTION 4

You are developing a web app that is protected by Azure Web Application Firewall (WAF). All traffic to the web app is routed through an Azure Application Gateway instance that is used by multiple web apps. The web app address is contoso.azurewebsites.net.

All traffic must be secured with SSL. The Azure Application Gateway instance is used by multiple web apps.

You need to configure the Azure Application Gateway for the app.

Which two actions should you perform? Each correct answer presents part of the solution.

NOTE: Each correct selection is worth one point.

- A. In the Azure Application Gateway's HTTP setting, enable the **Use for App service** setting.
- B. Convert the web app to run in an Azure App service environment (ASE).
- C. Add an authentication certificate for contoso.azurewebsites.net to the Azure Application gateway.

D. In the Azure Application Gateway's HTTP setting, set the value of the Override backend path option to **contoso22.azurewebsites.net**.

Correct Answer: AD

Section: (none)

Explanation

Explanation/Reference:

Explanation:

D: The ability to specify a host override is defined in the HTTP settings and can be applied to any back-end pool during rule creation.

The ability to derive the host name from the IP or FQDN of the back-end pool members. HTTP settings also provide an option to dynamically pick the host name from a back-end pool member's FQDN if configured with the option to derive host name from an individual back-end pool member.

A (not C): SSL termination and end to end SSL with multi-tenant services.

In case of end to end SSL, trusted Azure services such as Azure App service web apps do not require whitelisting the backends in the application gateway.


Therefore, there is no need to add any authentication certificates.





Add HTTP setting □ ✕

saiappgw-appgw


* Protocol

 Authentication certificates are not required for trusted Azure certificates for end to end ssl to work


* Port 



* Request timeout (seconds)

Override backend path 

☒ Use for App service

☒ Use custom probe 

Reference: <https://docs.microsoft.com/en-us/azure/application-gateway/application-gateway-web-app-overview>

QUESTION 5

Note: This question is part of a series of questions that present the same scenario. Each question in the series contains a unique solution that might meet the stated goals. Some question sets might have more than one correct solution, while others might not have a correct solution.

After you answer a question in this section, you will NOT be able to return to it. As a result, these questions will not appear in the review screen.

You develop a software as a service (SaaS) offering to manage photographs. Users upload photos to a web service which then stores the photos in Azure Storage Blob storage. The storage account type is General-purpose V2.

When photos are uploaded, they must be processed to produce and save a mobile-friendly version of the image. The process to produce a mobile-friendly version of the image must start in less than one minute.

You need to design the process that starts the photo processing.

Solution: Trigger the photo processing from Blob storage events.

Does the solution meet the goal?

- A. Yes
- B. No

Correct Answer: B

Section: (none)

Explanation

Explanation/Reference:

Explanation:

You need to catch the triggered event, so move the photo processing to an Azure Function triggered from the blob upload

Note: Azure Storage events allow applications to react to events. Common Blob storage event scenarios include image or video processing, search indexing, or any file-oriented workflow.

Events are pushed using Azure Event Grid to subscribers such as Azure Functions, Azure Logic Apps, or even to your own http listener.

Note: Only storage accounts of kind StorageV2 (general purpose v2) and BlobStorage support event integration. Storage (general purpose v1) does not support integration with Event Grid.

Reference:

<https://docs.microsoft.com/en-us/azure/storage/blobs/storage-blob-event-overview>

Develop for Azure storage



Testlet 1

Case study

This is a case study. **Case studies are not timed separately. You can use as much exam time as you would like to complete each case.** However, there may be additional case studies and sections on this exam. You must manage your time to ensure that you are able to complete all questions included on this exam in the time provided.

To answer the questions included in a case study, you will need to reference information that is provided in the case study. Case studies might contain exhibits and other resources that provide more information about the scenario that is described in the case study. Each question is independent of the other questions in this case study.

At the end of this case study, a review screen will appear. This screen allows you to review your answers and to make changes before you move to the next section of the exam. After you begin a new section, you cannot return to this section.

To start the case study

To display the first question in this case study, click the **Next** button. Use the buttons in the left pane to explore the content of the case study before you answer the questions. Clicking these buttons displays information such as business requirements, existing environment, and problem statements. If the case study has an **All Information** tab, note that the information displayed is identical to the information displayed on the subsequent tabs. When you are ready to answer a question, click the **Question** button to return to the question.

Requirements

ContentAnalysisService

The company's data science group built ContentAnalysisService which accepts user generated content as a string and returns a probable value for inappropriate content. Any values over a specific threshold must be reviewed by an employee of Contoso, Ltd.

You must create an Azure Function named CheckUserContent to perform the content checks.

Costs

You must minimize costs for all Azure services.

Manual review

To review content, the user must authenticate to the website portion of the ContentAnalysisService using their Azure AD credentials. The website is built using React and all pages and API endpoints require authentication. In order to review content a user must be part of a ContentReviewer role. All completed reviews must include the reviewer's email address for auditing purposes.

High availability

All services must run in multiple regions. The failure of any service in a region must not impact overall application availability.

Monitoring

An alert must be raised if the ContentUploadService uses more than 80 percent of available CPU-cores.

Security

You have the following security requirements:

- Any web service accessible over the Internet must be protected from cross site scripting attacks.
- All websites and services must use SSL from a valid root certificate authority.
- Azure Storage access keys must only be stored in memory and must be available only to the service.
- All Internal services must only be accessible from Internal Virtual Networks (VNETs) ▪ All parts of the system must support inbound and outbound traffic restrictions. ▪ All service calls must be authenticated by using Azure AD.

User agreements

When a user submits content, they must agree to a user agreement. The agreement allows employees of Contoso.Ltd to review content, store cookies on user devices and track user's IP addresses.

Information regarding agreements is used by multiple divisions within Contoso, Ltd.

User responses must not be lost and must be available to all parties regardless of individual service uptime. The volume of agreements is expected to be in the millions per hour.

Validation testing

When a new version of the ContentAnalysisService is available the previous seven days of content must be processed with the new version to verify that the new version does not significantly deviate from the old version.

Issues

Users of the ContentUploadService report that they occasionally see HTTP 502 responses on specific pages.

Code

ContentUploadService

```
CS01 apiVersion: '2018-10-01'
CS02 type: Microsoft.ContainerInstance/containerGroups
CS03 location : westus
CS04 name : contentUploadService
CS05 properties :
CS06   containers:
CS07     - name: service
CS08       properties:
CS09         image: contoso/contentUploadService:latest
CS10         ports:
CS11           - port: 80
CS12             protocol: TCP
CS13       resources:
CS14         requests:
CS15           cpw: 1.0
CS16           memoryInGB: 1.5
CS17
CS18 ipAddress:
CS19   ip: 10.23.121.112
CS20   ports:
CS21     - port: 80
CS22       protocol : TCP
CS23
CS24
CS25 networkProfile
CS26 id :
/subscriptions/98..19/resourceGroups/container/providers/Microsoft.Network/networkProfiles/subnet
```



```
AM01 {  
AM02     "id" : "2b079f03-9b06-2d44-98bb-e9182901fcb6",  
AM03     "appId" : "7118a7f0-b5c2-4c9d-833c-3d711396fe65",  
AM04  
AM05     "createdDateTime" : "2019-12-24T06:01:44Z",  
AM06     "logoUrl" : null,  
AM07     "logoutUrl" : null,  
AM08     "name" : "ContentAnalysisService",  
AM09  
AM10  
AM11     "orgRestrictions" : [],  
AM12     "parentalControlSettings" : {  
AM13         "countriesBlockedForMinors" : [],  
AM14         "legalAgeGroupRule" : "Allow",  
AM15     },  
AM16     "passwordCredentials" : []  
AM17 }
```

QUESTION 1

You need to configure the ContentUploadService deployment.

Which two actions should you perform? Each correct answer presents part of the solution.

NOTE: Each correct selection is worth one point.

- A. Add the following markup to line CS23:types:
Private
- B. Add the following markup to line CS24:
osType: Windows
- C. Add the following markup to line CS24:
osType: Linux

D. Add the following markup to line CS23: `types :`
`Public`

Correct Answer: A

Section: (none)

Explanation

Explanation/Reference:

Explanation:

Scenario: All Internal services must only be accessible from Internal Virtual Networks (VNets)

There are three Network Location types – Private, Public and Domain

Reference: <https://devblogs.microsoft.com/powershell/setting-network-location-to-private/>

QUESTION 2

You need to store the user agreements.

Where should you store the agreement after it is completed?

- A. Azure Storage queue
- B. Azure Event Hub
- C. Azure Service Bus topic
- D. Azure Event Grid topic



Correct Answer: B

Section: (none)

Explanation

Explanation/Reference:

Explanation:

Azure Event Hub is used for telemetry and distributed data streaming.

This service provides a single solution that enables rapid data retrieval for real-time processing as well as repeated replay of stored raw data. It can capture the streaming data into a file for processing and analysis.

It has the following characteristics:

low latency

capable of receiving and processing millions of events per second
at least once delivery

Reference:

<https://docs.microsoft.com/en-us/azure/event-grid/compare-messaging-services>



Develop for Azure storage

Question Set 2

QUESTION 1

You develop Azure solutions.

You must connect to a No-SQL globally-distributed database by using the .NET API.

You need to create an object to configure and execute requests in the database.

Which code segment should you use?

- A. `new Container(EndpointUri, PrimaryKey);`
- B. `new Database(Endpoint, PrimaryKey);`
- C. `new CosmosClient(EndpointUri, PrimaryKey);`

Correct Answer: C

Section: (none)

Explanation

Explanation/Reference:

Explanation:

Example:

```
// Create a new instance of the Cosmos Client    this.cosmosClient
= new CosmosClient(EndpointUri, PrimaryKey)
```

```
//ADD THIS PART TO YOUR CODE
```

```
await this.CreateDatabaseAsync();
```

Reference:

<https://docs.microsoft.com/en-us/azure/cosmos-db/sql-api-get-started>

Implement Azure security

Testlet 1

Case study



This is a case study. **Case studies are not timed separately. You can use as much exam time as you would like to complete each case.** However, there may be additional case studies and sections on this exam. You must manage your time to ensure that you are able to complete all questions included on this exam in the time provided.

To answer the questions included in a case study, you will need to reference information that is provided in the case study. Case studies might contain exhibits and other resources that provide more information about the scenario that is described in the case study. Each question is independent of the other questions in this case study.

At the end of this case study, a review screen will appear. This screen allows you to review your answers and to make changes before you move to the next section of the exam. After you begin a new section, you cannot return to this section.

To start the case study

To display the first question in this case study, click the **Next** button. Use the buttons in the left pane to explore the content of the case study before you answer the questions. Clicking these buttons displays information such as business requirements, existing environment, and problem statements. If the case study has an **All Information** tab, note that the information displayed is identical to the information displayed on the subsequent tabs. When you are ready to answer a question, click the **Question** button to return to the question.

Requirements

ContentAnalysisService

The company's data science group built ContentAnalysisService which accepts user generated content as a string and returns a probable value for inappropriate content. Any values over a specific threshold must be reviewed by an employee of Contoso, Ltd.

You must create an Azure Function named CheckUserContent to perform the content checks.

Costs

You must minimize costs for all Azure services.

Manual review

To review content, the user must authenticate to the website portion of the ContentAnalysisService using their Azure AD credentials. The website is built using React and all pages and API endpoints require authentication. In order to review content a user must be part of a ContentReviewer role. All completed reviews must include the reviewer's email address for auditing purposes.

High availability

All services must run in multiple regions. The failure of any service in a region must not impact overall application availability.

Monitoring

An alert must be raised if the ContentUploadService uses more than 80 percent of available CPU-cores.

Security

You have the following security requirements:

- Any web service accessible over the Internet must be protected from cross site scripting attacks.
- All websites and services must use SSL from a valid root certificate authority.
- Azure Storage access keys must only be stored in memory and must be available only to the service.
- All Internal services must only be accessible from Internal Virtual Networks (VNets) ▪ All parts of the system must support inbound and outbound traffic restrictions. ▪ All service calls must be authenticated by using Azure AD.

User agreements

When a user submits content, they must agree to a user agreement. The agreement allows employees of Contoso.Ltd to review content, store cookies on user devices and track user's IP addresses.

Information regarding agreements is used by multiple divisions within Contoso, Ltd.

User responses must not be lost and must be available to all parties regardless of individual service uptime. The volume of agreements is expected to be in the millions per hour.

Validation testing

When a new version of the ContentAnalysisService is available the previous seven days of content must be processed with the new version to verify that the new version does not significantly deviate from the old version.

Issues

Users of the ContentUploadService report that they occasionally see HTTP 502 responses on specific pages.

Code

ContentUploadService

```
CS01 apiVersion: '2018-10-01'
CS02 type: Microsoft.ContainerInstance/containerGroups
CS03 location : westus
CS04 name : contentUploadService
CS05 properties :
CS06   containers:
CS07     - name: service
CS08       properties:
CS09         image: contoso/contentUploadService:latest
CS10         ports:
CS11           - port: 80
CS12             protocol: TCP
CS13         resources:
CS14           requests:
CS15             cpw: 1.0
CS16             memoryInGB: 1.5
CS17
CS18 ipAddress:
CS19   ip: 10.23.121.112
CS20   ports:
CS21     - port: 80
CS22       protocol : TCP
CS23
CS24
CS25 networkProfile
CS26 id :
/subscriptions/98..19/resourceGroups/container/providers/Microsoft.Network/networkProfiles/subnet
```



```
AM01 {  
AM02     "id" : "2b079f03-9b06-2d44-98bb-e9182901fcb6",  
AM03     "appId" : "7118a7f0-b5c2-4c9d-833c-3d711396fe65",  
AM04  
AM05     "createdDateTime" : "2019-12-24T06:01:44Z",  
AM06     "logoUrl" : null,  
AM07     "logoutUrl" : null,  
AM08     "name" : "ContentAnalysisService",  
AM09  
AM10  
AM11     "orgRestrictions" : [],  
AM12     "parentalControlSettings" : {  
AM13         "countriesBlockedForMinors" : [],  
AM14         "legalAgeGroupRule" : "Allow",  
AM15     },  
AM16     "passwordCredentials" : []  
AM17 }
```

Implement Azure security

Testlet 2

Case study

This is a case study. **Case studies are not timed separately. You can use as much exam time as you would like to complete each case.** However, there may be additional case studies and sections on this exam. You must manage your time to ensure that you are able to complete all questions included on this exam in the time provided.

To answer the questions included in a case study, you will need to reference information that is provided in the case study. Case studies might contain exhibits and other resources that provide more information about the scenario that is described in the case study. Each question is independent of the other questions in this case study.

At the end of this case study, a review screen will appear. This screen allows you to review your answers and to make changes before you move to the next section of the exam. After you begin a new section, you cannot return to this section.

To start the case study

To display the first question in this case study, click the **Next** button. Use the buttons in the left pane to explore the content of the case study before you answer the questions. Clicking these buttons displays information such as business requirements, existing environment, and problem statements. If the case study has an **All Information** tab, note that the information displayed is identical to the information displayed on the subsequent tabs. When you are ready to answer a question, click the **Question** button to return to the question.

Current environment**Windows Server 2016 virtual machine**

The virtual machine (VM) runs BizTalk Server 2016. The VM runs the following workflows:

- Ocean Transport – This workflow gathers and validates container information including container contents and arrival notices at various shipping ports.
- Inland Transport – This workflow gathers and validates trucking information including fuel usage, number of stops, and routes.

The VM supports the following REST API calls:

- Container API – This API provides container information including weight, contents, and other attributes.
- Location API – This API provides location information regarding shipping ports of call and tracking stops.
- Shipping REST API – This API provides shipping information for use and display on the shipping website.

Shipping Data

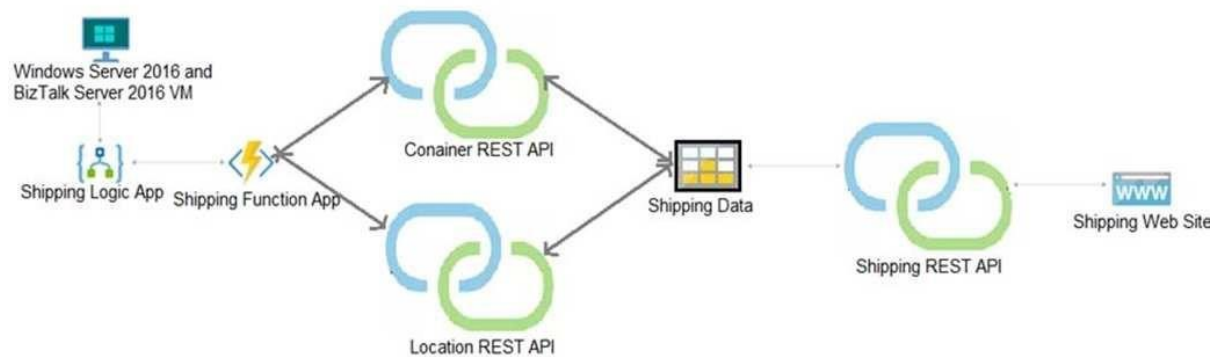
The application uses MongoDB JSON document storage database for all container and transport information.

Shipping Web Site

The site displays shipping container tracking information and container contents. The site is located at <http://shipping.wideworldimporters.com/>

Proposed solution

The on-premises shipping application must be moved to Azure. The VM has been migrated to a new Standard_D16s_v3 Azure VM by using Azure Site Recovery and must remain running in Azure to complete the BizTalk component migrations. You create a Standard_D16s_v3 Azure VM to host BizTalk Server. The Azure architecture diagram for the proposed solution is shown below:



Requirements

Shipping Logic app

The Shipping Logic app must meet the following requirements:

- Support the ocean transport and inland transport workflows by using a Logic App.
 - Support industry-standard protocol X12 message format for various messages including vessel content details and arrival notices.
 - Secure resources to the corporate VNet and use dedicated storage resources with a fixed costing model. ▪
- Maintain on-premises connectivity to support legacy applications and final BizTalk migrations.

Shipping Function app

Implement secure function endpoints by using app-level security and include Azure Active Directory (Azure AD).

REST APIs

The REST API's that support the solution must meet the following requirements:

- Secure resources to the corporate VNet.
 - Allow deployment to a testing location within Azure while not incurring additional costs.
 - Automatically scale to double capacity during peak shipping times while not causing application downtime. ▪
- Minimize costs when selecting an Azure payment model.

Shipping data

Data migration from on-premises to Azure must minimize costs and downtime.

Shipping website

Use Azure Content Delivery Network (CDN) and ensure maximum performance for dynamic content while minimizing latency and costs.

Issues

Windows Server 2016 VM

The VM shows high network latency, jitter, and high CPU utilization. The VM is critical and has not been backed up in the past. The VM must enable a quick restore from a 7-day snapshot to include in-place restore of disks in case of failure.

Shipping website and REST APIs

The following error message displays while you are testing the website:

```
Failed to load http://test-shippingapi.wideworldimporters.com/: No 'Access-Control-Allow-Origin' header is present on the requested resource. Origin 'http://test.wideworldimporters.com/' is therefore not allowed access.
```

QUESTION 1

You need to secure the Shipping Logic App.

What should you use?

- A. Azure App Service Environment (ASE)
- B. Integration Service Environment (ISE)



<https://vceplus.com/>

- C. VNet service endpoint
- D. Azure AD B2B integration

Correct Answer: B

Section: (none)

Explanation

Explanation/Reference:

Explanation:

Scenario: The Shipping Logic App requires secure resources to the corporate VNet and use dedicated storage resources with a fixed costing model.

You can access to Azure Virtual Network resources from Azure Logic Apps by using integration service environments (ISEs).

Sometimes, your logic apps and integration accounts need access to secured resources, such as virtual machines (VMs) and other systems or services, that are inside an Azure virtual network. To set up this access, you can create an integration service environment (ISE) where you can run your logic apps and create your integration accounts.

Reference:

<https://docs.microsoft.com/en-us/azure/logic-apps/connect-virtual-network-vnet-isolated-environment-overview>

Implement Azure security

Question Set 3

QUESTION 1

Your company is developing an Azure API.

You need to implement authentication for the Azure API. You have the following requirements:

- All API calls must be secure.
- Callers to the API must not send credentials to the API.

Which authentication mechanism should you use?

- A. Basic
- B. Anonymous
- C. Managed identity
- D. Client certificate

Correct Answer: C

Section: (none)

Explanation



Explanation/Reference:

Explanation:

Use the authentication-managed-identity policy to authenticate with a backend service using the managed identity of the API Management service. This policy essentially uses the managed identity to obtain an access token from Azure Active Directory for accessing the specified resource. After successfully obtaining the token, the policy will set the value of the token in the Authorization header using the Bearer scheme.

Reference: <https://docs.microsoft.com/bs-cyrl-ba/azure/api-management/api-management-authentication-policies>

QUESTION 2

You are a developer for a SaaS company that offers many web services.

All web services for the company must meet the following requirements:

- Use API Management to access the services
- Use OpenID Connect for authentication
- Prevent anonymous usage

A recent security audit found that several web services can be called without any authentication.

Which API Management policy should you implement?

- A. jsonp
- B. authentication-certificate
- C. check-header
- D. validate-jwt

Correct Answer: D

Section: (none)

Explanation

Explanation/Reference:

Explanation:

Add the validate-jwt policy to validate the OAuth token for every incoming request.

Incorrect Answers:

A: The jsonp policy adds JSON with padding (JSONP) support to an operation or an API to allow cross-domain calls from JavaScript browser-based clients. JSONP is a method used in JavaScript programs to request data from a server in a different domain. JSONP bypasses the limitation enforced by most web browsers where access to web pages must be in the same domain.

JSONP - Adds JSON with padding (JSONP) support to an operation or an API to allow cross-domain calls from JavaScript browser-based clients.

Reference: <https://docs.microsoft.com/en-us/azure/api-management/api-management-howto-protect-backend-with-aad>

QUESTION 3

You have a new Azure subscription. You are developing an internal website for employees to view sensitive data. The website uses Azure Active Directory (Azure AD) for authentication.

You need to implement multifactor authentication for the website.

Which two actions should you perform? Each correct answer presents part of the solution.

NOTE: Each correct selection is worth one point.

- A. Configure the website to use Azure AD B2C.
- B. In Azure AD, create a new conditional access policy.
- C. Upgrade to Azure AD Premium.
- D. In Azure AD, enable application proxy.
- E. In Azure AD conditional access, enable the baseline policy.



Correct Answer: BC

Section: (none)

Explanation

Explanation/Reference:

Explanation:

B: MFA Enabled by conditional access policy. It is the most flexible means to enable two-step verification for your users. Enabling using conditional access policy only works for Azure MFA in the cloud and is a premium feature of Azure AD.

C: Multi-Factor Authentication comes as part of the following offerings:

- Azure Active Directory Premium licenses - Full featured use of Azure Multi-Factor Authentication Service (Cloud) or Azure Multi-Factor Authentication Server (On-premises).
- Multi-Factor Authentication for Office 365
- Azure Active Directory Global Administrators

Reference:

<https://docs.microsoft.com/en-us/azure/active-directory/authentication/howto-mfa-getstarted>

Monitor, troubleshoot, and optimize Azure solutions

Testlet 1

Case study

This is a case study. **Case studies are not timed separately. You can use as much exam time as you would like to complete each case.** However, there may be additional case studies and sections on this exam. You must manage your time to ensure that you are able to complete all questions included on this exam in the time provided.

To answer the questions included in a case study, you will need to reference information that is provided in the case study. Case studies might contain exhibits and other resources that provide more information about the scenario that is described in the case study. Each question is independent of the other questions in this case study.

At the end of this case study, a review screen will appear. This screen allows you to review your answers and to make changes before you move to the next section of the exam. After you begin a new section, you cannot return to this section.

To start the case study

To display the first question in this case study, click the **Next** button. Use the buttons in the left pane to explore the content of the case study before you answer the questions. Clicking these buttons displays information such as business requirements, existing environment, and problem statements. If the case study has an **All Information** tab, note that the information displayed is identical to the information displayed on the subsequent tabs. When you are ready to answer a question, click the **Question** button to return to the question.

Requirements

ContentAnalysisService

The company's data science group built ContentAnalysisService which accepts user generated content as a string and returns a probable value for inappropriate content. Any values over a specific threshold must be reviewed by an employee of Contoso, Ltd.

You must create an Azure Function named CheckUserContent to perform the content checks.

Costs

You must minimize costs for all Azure services.

Manual review

To review content, the user must authenticate to the website portion of the ContentAnalysisService using their Azure AD credentials. The website is built using React and all pages and API endpoints require authentication. In order to review content a user must be part of a ContentReviewer role. All completed reviews must include the reviewer's email address for auditing purposes.

High availability

All services must run in multiple regions. The failure of any service in a region must not impact overall application availability.

Monitoring

An alert must be raised if the ContentUploadService uses more than 80 percent of available CPU-cores.

Security

You have the following security requirements:

- Any web service accessible over the Internet must be protected from cross site scripting attacks.
- All websites and services must use SSL from a valid root certificate authority.
- Azure Storage access keys must only be stored in memory and must be available only to the service.
- All Internal services must only be accessible from Internal Virtual Networks (VNets) ▪ All parts of the system must support inbound and outbound traffic restrictions. ▪ All service calls must be authenticated by using Azure AD.

User agreements

When a user submits content, they must agree to a user agreement. The agreement allows employees of Contoso.Ltd to review content, store cookies on user devices and track user's IP addresses.

Information regarding agreements is used by multiple divisions within Contoso, Ltd.

User responses must not be lost and must be available to all parties regardless of individual service uptime. The volume of agreements is expected to be in the millions per hour.

Validation testing

When a new version of the ContentAnalysisService is available the previous seven days of content must be processed with the new version to verify that the new version does not significantly deviate from the old version.

Issues

Users of the ContentUploadService report that they occasionally see HTTP 502 responses on specific pages.

Code

ContentUploadService

```
CS01 apiVersion: '2018-10-01'
CS02 type: Microsoft.ContainerInstance/containerGroups
CS03 location : westus
CS04 name : contentUploadService
CS05 properties :
CS06     containers:
CS07     - name: service
CS08       properties:
CS09       image: contoso/contentUploadService:latest
CS10       ports:
CS11       - port: 80
CS12         protocol: TCP
CS13       resources:
CS14       requests:
CS15         cpw: 1.0
CS16         memoryInGB: 1.5
CS17
CS18 ipAddress:
CS19     ip: 10.23.121.112
CS20     ports:
CS21     - port: 80
CS22       protocol : TCP
CS23
CS24
CS25 networkProfile
CS26 id :
/subscriptions/98..19/resourceGroups/container/providers/Microsoft.Network/networkProfiles/subnet
```



```
AM01 {  
AM02     "id" : "2b079f03-9b06-2d44-98bb-e9182901fcb6",  
AM03     "appId" : "7118a7f0-b5c2-4c9d-833c-3d711396fe65",  
AM04  
AM05     "createdDateTime" : "2019-12-24T06:01:44Z",  
AM06     "logoUrl" : null,  
AM07     "logoutUrl" : null,  
AM08     "name" : "ContentAnalysisService",  
AM09  
AM10  
AM11     "orgRestrictions" : [],  
AM12     "parentalControlSettings" : {  
AM13         "countriesBlockedForMinors" : [],  
AM14         "legalAgeGroupRule" : "Allow",  
AM15     },  
AM16     "passwordCredentials" : []  
AM17 }
```

QUESTION 1

You need to monitor ContentUploadService according to the requirements.

Which command should you use?

- A. `az monitor metrics alert create -n alert -g ... - --scopes ... - --condition "avg Percentage CPU > 8"`
- B. `az monitor metrics alert create -n alert -g ... - --scopes ... - --condition "avg Percentage CPU > 800"`
- C. `az monitor metrics alert create -n alert -g ... - --scopes ... - --condition "CPU Usage > 800"`
- D. `az monitor metrics alert create -n alert -g ... - --scopes ... - --condition "CPU Usage > 8"`

Correct Answer: B

Section: (none)

Explanation

Explanation/Reference:

Explanation:

Scenario: An alert must be raised if the ContentUploadService uses more than 80 percent of available CPU-cores

Reference:

<https://docs.microsoft.com/sv-se/cli/azure/monitor/metrics/alert>



Monitor, troubleshoot, and optimize Azure solutions

Question Set 2

QUESTION 1

You are developing an ASP.NET Core Web API web service. The web service uses Azure Application Insights for all telemetry and dependency tracking. The web service reads and writes data to a database other than Microsoft SQL Server.

You need to ensure that dependency tracking works for calls to the third-party database.

Which two dependency telemetry properties should you use? Each correct answer presents part of the solution.

NOTE: Each correct selection is worth one point.

- A. Telemetry.Context.Cloud.RoleInstance
- B. Telemetry.Id
- C. Telemetry.Name
- D. Telemetry.Context.Operation.Id
- E. Telemetry.Context.Session.Id

Correct Answer: BD

Section: (none)

Explanation

Explanation/Reference:

Explanation:

Example:

```
public async Task Enqueue(string payload)
{
    // StartOperation is a helper method that initializes the telemetry item
    // and allows correlation of this operation with its parent and children.
    var operation = telemetryClient.StartOperation<DependencyTelemetry>("enqueue " + queueName);

    operation.Telemetry.Type = "Azure Service Bus";
    operation.Telemetry.Data = "Enqueue " + queueName;

    var message = new BrokeredMessage(payload);
    // Service Bus queue allows the property bag to pass along with the
    message. // We will use them to pass our correlation identifiers (and other
```

```
context) // to the consumer.    message.Properties.Add("ParentId",  
operation.Telemetry.Id);    message.Properties.Add("RootId",  
operation.Telemetry.Context.Operation.Id);
```

Reference: <https://docs.microsoft.com/en-us/azure/azure-monitor/app/custom-operations-tracking>



Connect to and consume Azure services and third-party services

Testlet 1

Case study

This is a case study. **Case studies are not timed separately. You can use as much exam time as you would like to complete each case.** However, there may be additional case studies and sections on this exam. You must manage your time to ensure that you are able to complete all questions included on this exam in the time provided.

To answer the questions included in a case study, you will need to reference information that is provided in the case study. Case studies might contain exhibits and other resources that provide more information about the scenario that is described in the case study. Each question is independent of the other questions in this case study.

At the end of this case study, a review screen will appear. This screen allows you to review your answers and to make changes before you move to the next section of the exam. After you begin a new section, you cannot return to this section.

To start the case study

To display the first question in this case study, click the **Next** button. Use the buttons in the left pane to explore the content of the case study before you answer the questions. Clicking these buttons displays information such as business requirements, existing environment, and problem statements. If the case study has an **All Information** tab, note that the information displayed is identical to the information displayed on the subsequent tabs. When you are ready to answer a question, click the **Question** button to return to the question.

Current environment

Windows Server 2016 virtual machine

The virtual machine (VM) runs BizTalk Server 2016. The VM runs the following workflows:

- Ocean Transport – This workflow gathers and validates container information including container contents and arrival notices at various shipping ports.
- Inland Transport – This workflow gathers and validates trucking information including fuel usage, number of stops, and routes.

The VM supports the following REST API calls:

- Container API – This API provides container information including weight, contents, and other attributes.
- Location API – This API provides location information regarding shipping ports of call and tracking stops.
- Shipping REST API – This API provides shipping information for use and display on the shipping website.

Shipping Data

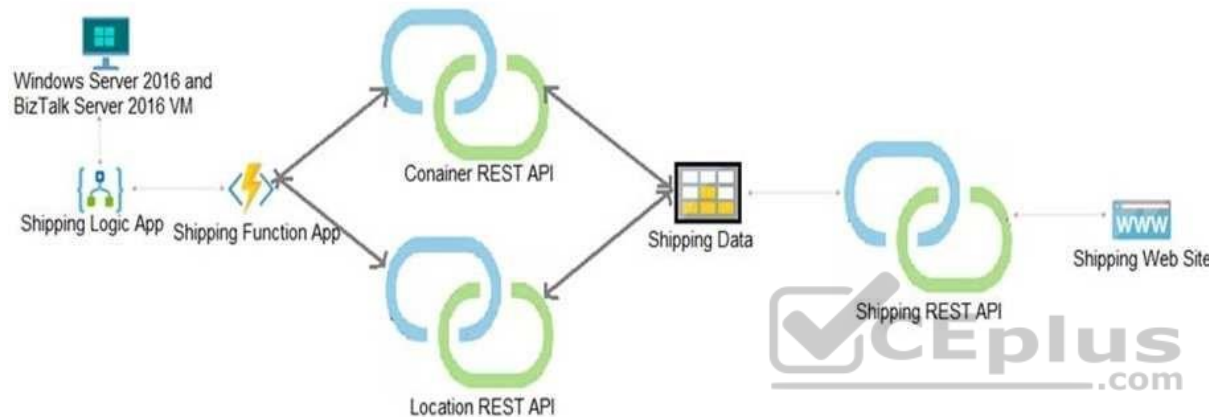
The application uses MongoDB JSON document storage database for all container and transport information.

Shipping Web Site

The site displays shipping container tracking information and container contents. The site is located at <http://shipping.wideworldimporters.com/>

Proposed solution

The on-premises shipping application must be moved to Azure. The VM has been migrated to a new Standard_D16s_v3 Azure VM by using Azure Site Recovery and must remain running in Azure to complete the BizTalk component migrations. You create a Standard_D16s_v3 Azure VM to host BizTalk Server. The Azure architecture diagram for the proposed solution is shown below:



Requirements

Shipping Logic app

The Shipping Logic app must meet the following requirements:

- Support the ocean transport and inland transport workflows by using a Logic App.
 - Support industry-standard protocol X12 message format for various messages including vessel content details and arrival notices.
 - Secure resources to the corporate VNet and use dedicated storage resources with a fixed costing model. ▪
- Maintain on-premises connectivity to support legacy applications and final BizTalk migrations.

Shipping Function app

Implement secure function endpoints by using app-level security and include Azure Active Directory (Azure AD).

REST APIs

The REST API's that support the solution must meet the following requirements:

- Secure resources to the corporate VNet.
- Allow deployment to a testing location within Azure while not incurring additional costs.
- Automatically scale to double capacity during peak shipping times while not causing application downtime.
- Minimize costs when selecting an Azure payment model.

Shipping data

Data migration from on-premises to Azure must minimize costs and downtime.

Shipping website

Use Azure Content Delivery Network (CDN) and ensure maximum performance for dynamic content while minimizing latency and costs.

Issues

Windows Server 2016 VM

The VM shows high network latency, jitter, and high CPU utilization. The VM is critical and has not been backed up in the past. The VM must enable a quick restore from a 7-day snapshot to include in-place restore of disks in case of failure. **Shipping website and REST APIs**

The following error message displays while you are testing the website:

```
Failed to load http://test-shippingapi.wideworldimporters.com/: No 'Access-Control-Allow-Origin' header is present on the requested resource. Origin 'http://test.wideworldimporters.com/' is therefore not allowed access.
```

QUESTION 1

You need to support the requirements for the Shipping Logic App.

What should you use?

- A. Azure Active Directory Application Proxy
- B. Site-to-Site (S2S) VPN connection
- C. On-premises Data Gateway
- D. Point-to-Site (P2S) VPN connection

Correct Answer: C

Section: (none)

Explanation

Explanation/Reference:

Explanation:

Before you can connect to on-premises data sources from Azure Logic Apps, download and install the on-premises data gateway on a local computer. The gateway works as a bridge that provides quick data transfer and encryption between data sources on premises (not in the cloud) and your logic apps.

The gateway supports BizTalk Server 2016.

Note: Microsoft have now fully incorporated the Azure BizTalk Services capabilities into Logic Apps and Azure App Service Hybrid Connections.

Logic Apps Enterprise Integration pack bring some of the enterprise B2B capabilities like AS2 and X12, EDI standards support

Scenario: The Shipping Logic app must meet the following requirements:

- Support the ocean transport and inland transport workflows by using a Logic App.
- Support industry-standard protocol X12 message format for various messages including vessel content details and arrival notices.
- Secure resources to the corporate VNet and use dedicated storage resources with a fixed costing model. ▪

Maintain on-premises connectivity to support legacy applications and final BizTalk migrations.

Reference:

<https://docs.microsoft.com/en-us/azure/logic-apps/logic-apps-gateway-install>

Connect to and consume Azure services and third-party services

Question Set 2

QUESTION 1

Note: This question is part of a series of questions that present the same scenario. Each question in the series contains a unique solution that might meet the stated goals. Some question sets might have more than one correct solution, while others might not have a correct solution.

After you answer a question in this section, you will NOT be able to return to it. As a result, these questions will not appear in the review screen.

You are developing an Azure solution to collect point-of-sale (POS) device data from 2,000 stores located throughout the world. A single device can produce 2 megabytes (MB) of data every 24 hours. Each store location has one to five devices that send data.

You must store the device data in Azure Blob storage. Device data must be correlated based on a device identifier. Additional stores are expected to open in the future.

You need to implement a solution to receive the device data.

Solution: Provision an Azure Notification Hub. Register all devices with the hub.

Does the solution meet the goal?

- A. Yes
- B. No

Correct Answer: B

Section: (none)

Explanation

Explanation/Reference:

Explanation:

Instead use an Azure Service Bus, which is used order processing and financial transactions.

Reference: <https://docs.microsoft.com/en-us/azure/event-grid/compare-messaging-services>

QUESTION 2

A company is developing a solution that allows smart refrigerators to send temperature information to a central location. You have an existing Service Bus.

The solution must receive and store message until they can be processed. You create an Azure Service Bus Instance by providing a name, pricing tier, subscription, resource group, and location.

You need to complete the configuration.

Which Azure CLI or PowerShell command should you run?

```
az servicebus queue create  
--resource-group fridge-rg  
--namespace-name fridge-ns  
--name fridge-q
```

```
New-AzureRmResourceGroup
```

```
-Name fridge-rg  
-Location fridge-loc
```

```
New-AzureRmServiceBusNamespace
```

```
-ResourceGroupName fridge-rg  
-NamespaceName fridge-loc  
-Location fridge-loc
```

```
connectionString-$)az serviceBus namespace authorization-rule keys list  
--resource-group fridge-rg  
--fridge-ns fridge-ns  
--query primaryConnectionString -output tsv)
```

A.

B.

C.

D.

Correct Answer: A

Section: (none)

Explanation

Explanation/Reference:

Explanation:

A service bus instance has already been created (Step 2 below). Next is step 3, Create a Service Bus queue.

Note:

Steps:

Step 1: # Create a resource group

```
resourceGroupName="myResourceGroup" az group create --
```

```
name $resourceGroupName --location eastus Step 2: # Create
```

```
a Service Bus messaging namespace with a unique name
```

```
namespaceName=myNameSpace$RANDOM
```

```
az servicebus namespace create --resource-group $resourceGroupName --name $namespaceName --location eastus
```

```
Step 3: # Create a Service Bus queue az servicebus queue create --resource-group $resourceGroupName --namespace-name $namespaceName --name BasicQueue
```

```
Step 4: # Get the connection string for the namespace
```

```
connectionString=$(az servicebus namespace authorization-rule keys list --resource-group $resourceGroupName --namespace-name $namespaceName --name RootManageSharedAccessKey --query primaryConnectionString --output tsv)
```

Reference: <https://docs.microsoft.com/en-us/azure/service-bus-messaging/service-bus-quickstart-cli>

QUESTION 3

You are developing a solution that will use Azure messaging services.

You need to ensure that the solution uses a publish-subscribe model and eliminates the need for constant polling.

What are two possible ways to achieve the goal? Each correct answer presents a complete solution.

NOTE: Each correct selection is worth one point.

A. Service Bus

B. Event Hub

- C. Event Grid
- D. Queue

Correct Answer: AC

Section: (none)

Explanation

Explanation/Reference:

Explanation:

It is strongly recommended to use available messaging products and services that support a publish-subscribe model, rather than building your own. In Azure, consider using Service Bus or Event Grid. Other technologies that can be used for pub/sub messaging include Redis, RabbitMQ, and Apache Kafka.

Reference: <https://docs.microsoft.com/en-us/azure/architecture/patterns/publisher-subscriber>

QUESTION 4

A company is implementing a publish-subscribe (Pub/Sub) messaging component by using Azure Service Bus. You are developing the first subscription application.

In the Azure portal you see that messages are being sent to the subscription for each topic. You create and initialize a subscription client object by supplying the correct details, but the subscription application is still not consuming the messages.

You need to ensure that the subscription client processes all messages.

Which code segment should you use?

- A. `await subscriptionClient.AddRuleAsync(new RuleDescription(RuleDescription.DefaultRuleName, new TrueFilter()));`
- B. `subscriptionClient = new SubscriptionClient(ServiceBusConnectionString, TopicName, SubscriptionName);`
- C. `await subscriptionClient.CloseAsync();`
- D. `subscriptionClient.RegisterMessageHandler(ProcessMessageAsync, messageHandlerOptions);`

Correct Answer: D

Section: (none)

Explanation

Explanation/Reference:

Explanation:

Using topic client, call RegisterMessageHandler which is used to receive messages continuously from the entity. It registers a message handler and begins a new thread to receive messages. This handler is waited on every time a new message is received by the receiver.

```
subscriptionClient.RegisterMessageHandler(ReceiveMessagesAsync, messageHandlerOptions);
```

Reference: <https://www.c-sharpcorner.com/article/azure-service-bus-topic-and-subscription-pub-sub/>

QUESTION 5

Note: This question is part of a series of questions that present the same scenario. Each question in the series contains a unique solution that might meet the stated goals. Some question sets might have more than one correct solution, while others might not have a correct solution.

After you answer a question in this section, you will NOT be able to return to it. As a result, these questions will not appear in the review screen.

You are developing an Azure Service application that processes queue data when it receives a message from a mobile application. Messages may not be sent to the service consistently.

You have the following requirements:

- Queue size must not grow larger than 80 gigabytes (GB).
- Use first-in-first-out (FIFO) ordering of messages.
- Minimize Azure costs.



You need to implement the messaging solution.

Solution: Use the .Net API to add a message to an Azure Storage Queue from the mobile application. Create an Azure VM that is triggered from Azure Storage Queue events.

Does the solution meet the goal?

- A. Yes
- B. No

Correct Answer: B

Section: (none)

Explanation

Explanation/Reference:

Explanation:

Don't use a VM, instead create an Azure Function App that uses an Azure Service Bus Queue trigger.

Reference:

<https://docs.microsoft.com/en-us/azure/azure-functions/functions-create-storage-queue-triggered-function>



<https://vceplus.com/>

