

NS0-515.VCEplus.premium.exam.59q

Number: NS0-515  
Passing Score: 800  
Time Limit: 120 min  
File Version: 1.0



Website: <https://vceplus.com>

VCE to PDF Converter: <https://vceplus.com/vce-to-pdf/>

Facebook: <https://www.facebook.com/VCE.For.All.VN/>

Twitter : [https://twitter.com/VCE\\_Plus](https://twitter.com/VCE_Plus)

NS0-515

NetApp Certified Implementation Engineer - SAN, E-Series



## Exam A

### QUESTION 1

Click the Exhibit button.

#### Rock\_Group



An administrator is asked to create a 5532 GiB volume from the volume group.

Referring to the exhibit, how would the administrator complete this request?

- A. Create the volume after performing space reclamation
- B. Create the volume after consolidating the capacity
- C. Create the volume from the available capacity
- D. Create the volume after adjusting the preservation capacity

**Correct Answer:** C

**Section:** (none)

**Explanation**

**Explanation/Reference:**



### QUESTION 2

A customer intends to use an E2812 system without expansion shelves. The specification for their Windows host requires that six E-Series data volumes be used.

In this scenario, how should the system be configured?

- A. one DDP with all the volumes
- B. three DDPs with the volumes divided equally
- C. one DDP for each volume
- D. two DDPs with the volumes divided equally

**Correct Answer:** A

**Section:** (none)

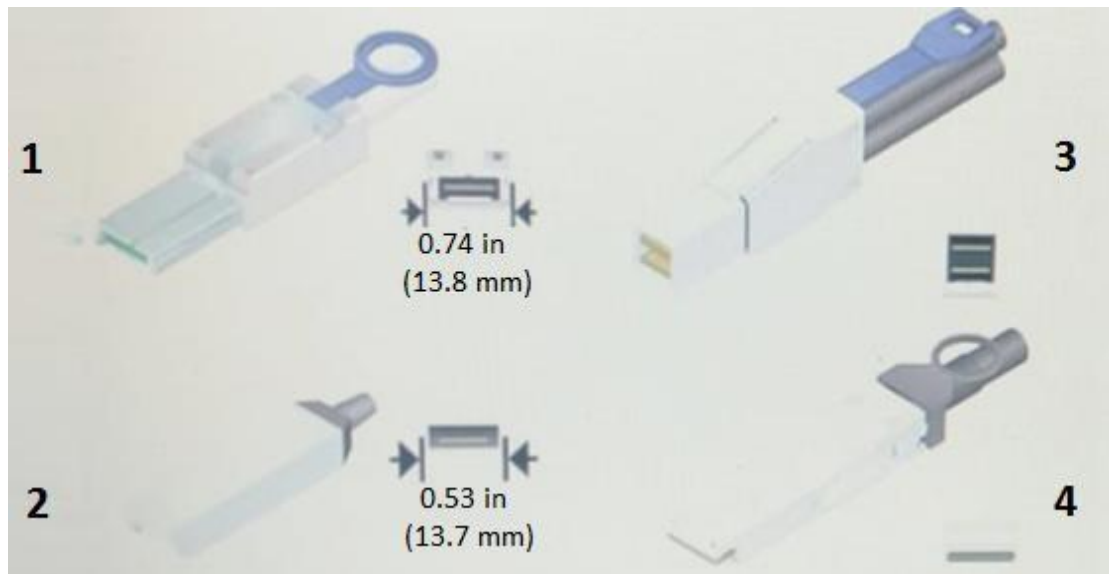
**Explanation**

**Explanation/Reference:**

Reference: <https://www.netapp.com/us/media/tr-4725.pdf> (37)

### QUESTION 3

Click the Exhibit button.



Referring to the exhibit, which SAS connector is supported on the NetApp E2800 E-Series family?

- A. 1
- B. 4
- C. 2
- D. 3

**Correct Answer:** D

**Section:** (none)

**Explanation**

**Explanation/Reference:**

Reference: <https://slideplayer.com/slide/11944194/>



#### QUESTION 4

A company implemented Automatic Load Balancing (ALB). When the controller workloads are monitored, it becomes obvious that there is an imbalance and that ALB is not working correctly.

In this scenario, what are two causes of the problem? (Choose two.)

- A. The company implemented a load balancing min-min algorithm that does not support ALB
- B. The company implemented an adaptive load balancing agent that does not support ALB
- C. The company implemented a host multipath driver that does not support ALB
- D. The company implemented a host type that does not support ALB

**Correct Answer:** CD

**Section:** (none)

**Explanation**

**Explanation/Reference:**

Reference: <https://mysupport.netapp.com/NOW/public/eseries/sam/index.html#page/GUID-8538272A-B802-49D9-9EA2-96C82DAD26A2/GUID-90A829B6-ACEE-41C6-8595-91C7D90554EB.html>

**QUESTION 5** A company wants the most scalable host-side connection topology for E-Series systems.

In this scenario, which FC topology would satisfy the requirement?

- A. direct connect
- B. fabric attach
- C. private loop

D. arbitrated loop

**Correct Answer:** B

**Section:** (none)

**Explanation**

**Explanation/Reference:**

#### QUESTION 6

Click the Exhibit button.

**E2812 and E2824 controller shelf and EF280 flash array:**

**Weight**

Unit	Weight		
	Maximum*	Empty**	Shipping***
E2812 controller shelf, with twelve 3.5 in. (8.89 cm) SAS-3 drives each with 6 TB capacity	63.9 lb (29.0 kg)	17.08 (7.75 kg)	80 lb (36.2 kg)
E2824 controller shelf and EF280 flash array, with twenty-four 2.5 in. (6.35) SAS-3 drives each with 900 GB capacity	60.5 lb (27.4 kg)	17.4 lb (7.89 kg)	91 lb (41.2 kg)
<p>* Maximum weight indicates a controller shelf, fully-loaded with the heaviest drives and all other components installed. Because drive weights can vary greatly, this value can vary, depending on the drives installed. Refer to the next table for weight ranges by drive type.</p> <p>** Empty weight indicates a controller shelf with the controller canister, the power fan-canister, and the drives removed.</p> <p>*** Shipping weight indicates the maximum weight of the controller shelf and all shipping material.</p>			

Component	Weight
Controller canister	5.47 lb (2.48 kg)
Power-fan canister	5.2 lb (2.35 kg)
2.5 in. SAS drive	0.6 lb (0.27 kg)
3.5 in. SAS drive	2.09 lb (0.95 kg)
2.5 in. SSD (solid-state disk)	1.33 lb (0.6 kg)

A customer has a raised floor with a weight limit of 700 lb. per floor tile. The customer's data cabinet weighs 90 lb. and covers a single floor tile.

Referring to the exhibit, what is the maximum number of E2824 shelves possible to be installed?

- A. 22
- B. 10
- C. 6
- D. 14

**Correct Answer:** A

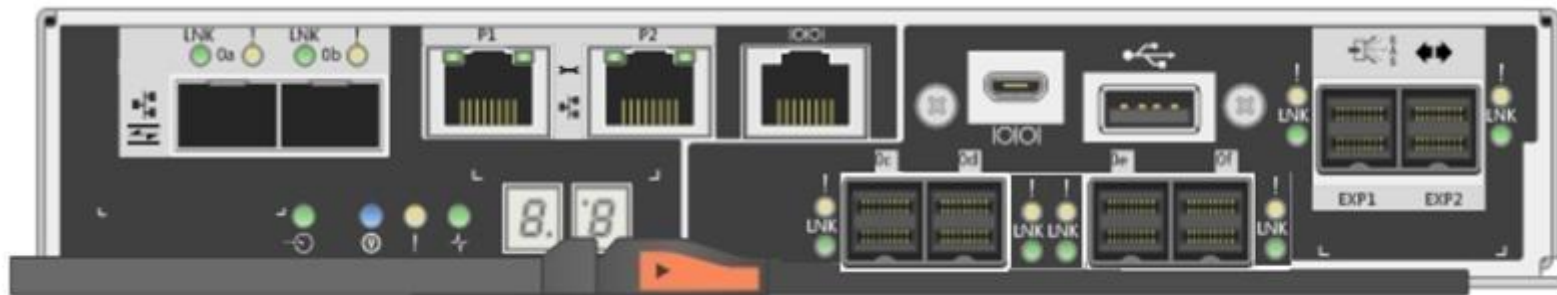
**Section:** (none)

**Explanation**

**Explanation/Reference:**

### QUESTION 7

Click the Exhibit button.



Referring to the exhibit, which three statements are true? (Choose three.)

- A. There are two SAS expansion ports available
- B. There are six SAS host ports available
- C. There are two Base-T iSCSI ports available
- D. There are two FC/iSCSI host ports available
- E. There are four SAS host ports available

**Correct Answer:** BCD

**Section:** (none)

**Explanation**

**Explanation/Reference:**

**QUESTION 8** You are cabling drive expansion shelves for an E2800 storage system.

In this scenario, which cabling method should you use?

- A. You use SAS expansion port EXP1 and reserve SAS expansion port EXP2 for a second drive expansion stack.
- B. The controller A and the controller B SAS expansion ports (EXP1 & EXP2) should be divided between the A-side and B-side IOM-12 modules for all the expansion shelves.
- C. You use SAS expansion port EXP2 and reserve SAS expansion port EXP1 for a second drive expansion stack.
- D. The controller A and the controller B SAS expansion ports (EXP1 & EXP2) should not be divided between the A-side and B-side IOM-12 modules for all of the expansion shelves.

**Correct Answer:** B

**Section:** (none)

**Explanation**

**Explanation/Reference:**

Reference [https://library.netapp.com/ecm/ecm\\_download\\_file/ECMLP2773537](https://library.netapp.com/ecm/ecm_download_file/ECMLP2773537)

### QUESTION 9

A customer needs to add an EF280 with FC into its existing Brocade fabric but the FC ports in the SANtricity System Manager are showing the FC ports as down and the LED on the FC HIC is amber.

Which three tasks does the installer need to complete to solve this problem? (Choose three.)

- A. Verify that the ports are enabled on the switch
- B. Verify that the cables are plugged into the switch
- C. Verify that the server HBA has the boot BIOS enabled
- D. Verify that the EF280s management port is up
- E. Verify that the switch zone has the WWPNs for the EF280 and Server HBAs

**Correct Answer:** ABE

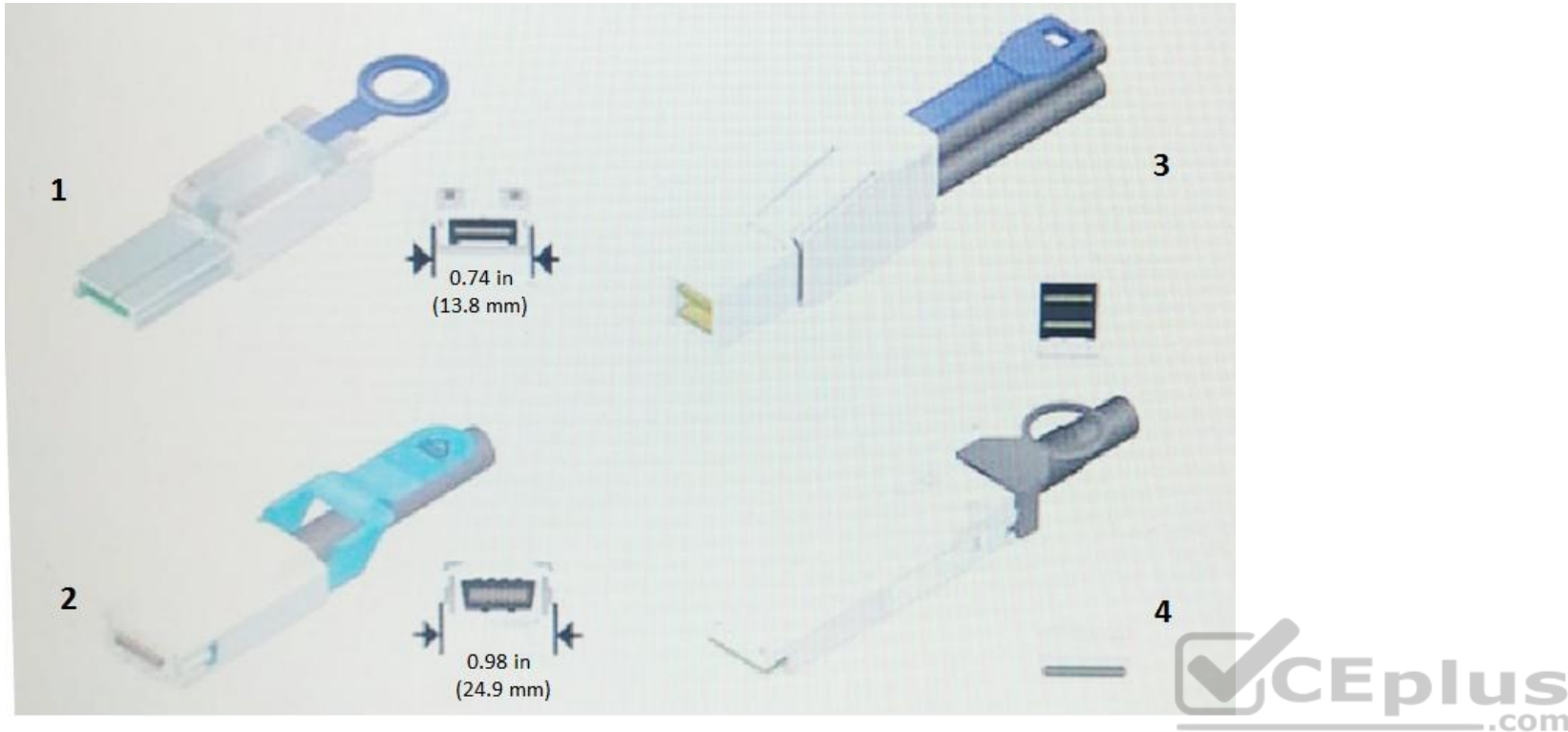
Section: (none)

Explanation

Explanation/Reference:

#### QUESTION 10

Click the Exhibit button.



Referring to the exhibit, which cable is an InfiniBand 4X connector?

- A. 3
- B. 1
- C. 2
- D. 4

Correct Answer: C

Section: (none)

Explanation

Explanation/Reference:

Reference: [http://www.admin-sys.org/IMG/pdf/Hardware\\_Universe.pdf](http://www.admin-sys.org/IMG/pdf/Hardware_Universe.pdf)

#### QUESTION 11

An administrator is asked to create a Dynamic Disk Pools (DDP) pool from eleven 12 TB disks with the requirement that there is adequate space available for a reconstruction if a drive in the pool fails.

In this scenario, what should the administrator do to satisfy this requirement?

- A. Create the disk pool, and then edit the pool to reserve 12 TB of space
- B. Create the disk pool, and then add another 12 TB drive to the pool
- C. Create the disk pool, and then the system automatically reserves 12 TB of space
- D. Create the disk pool, and then create a hot spare on another 12 TB disk

Correct Answer: D

Section: (none)

Explanation



**Explanation/Reference:**

Reference: <https://www.netapp.com/us/media/tr-4652.pdf>

**QUESTION 12** You are adding drives to an existing Dynamic Disk Pool (DDP).

In this scenario, which two drive characteristics should you consider when selecting the drives? (Choose two.)

- A. if the drives are the same capacity or larger
- B. if the drives have a compatible security type
- C. if the drives are from the same manufacturer
- D. if the drives have the same firmware level

**Correct Answer:** AB

**Section:** (none)

**Explanation**

**Explanation/Reference:**

Reference: <https://www.netapp.com/us/media/tr-4652.pdf>

**QUESTION 13** Click the

Exhibit button.

Referring to the exhibit, which three steps would you take to solve the problem shown in the event log? (Choose three.)

A:9/7/15 12:09:22 AM (07:09:22) 55985 1017 Fibre channel link down – Host-side: controller in slot A, port 2  
A:9/7/15 12:09:22 AM (07:09:22) 55986 1018 Fibre channel link up – Host-side: controller in slot A, port 2  
A:9/7/15 12:09:26 AM (07:09:26) 55990 1017 Fibre channel link down – Host-side: controller in slot A, port 2  
A:9/7/15 12:09:26 AM (07:09:26) 55991 1018 Fibre channel link up – Host-side: controller in slot A, port 2  
A:9/7/15 12:09:30 AM (07:09:30) 55993 1017 Fibre channel link down – Host-side: controller in slot A, port 2  
A:9/7/15 12:09:30 AM (07:09:30) 55994 1018 Fibre channel link up – Host-side: controller in slot A, port 2  
A:9/7/15 12:09:33 AM (07:09:33) 55996 1017 Fibre channel link down – Host-side: controller in slot A, port 2  
A:9/7/15 12:09:33 AM (07:09:33) 55997 1018 Fibre channel link up – Host-side: controller in slot A, port 2

- A. Swap out the SFP in the controller port
- B. Swap out the FC cable
- C. Reinitialize the FC switch
- D. Move the connection to another controller port
- E. Swap out the HBA on the FC switch

**Correct Answer:** ABC

**Section:** (none)

**Explanation**

**Explanation/Reference:**

**QUESTION 14** Which file contains the configuration for a multipath driver for FC on Linux systems?

- A. /etc/kernel/mp.conf
- B. /opt/multipath/multipath.cnf
- C. /etc/multipath.conf
- D. /etc/dm-multipath.conf

**Correct Answer:** C

**Section: (none)**

**Explanation**

**Explanation/Reference:**

Reference: [https://library.netapp.com/ecm/ecm\\_download\\_file/ECMP12404601](https://library.netapp.com/ecm/ecm_download_file/ECMP12404601)

**QUESTION 15**

Which two local users of NetApp SANtricity Unified Manager would be used to edit the Certificate Management section? (Choose two.)

- A. storage
- B. support
- C. security
- D. admin

**Correct Answer: BC**

**Section: (none)**

**Explanation**

**Explanation/Reference:**

Reference: <https://www.netapp.com/us/media/tr-4712.pdf>

**QUESTION 16** What are two base host connectivity selections that are provided by the E2800 controller?

(Choose two.)

- A. FC
- B. SAS
- C. IB
- D. iSCSI

**Correct Answer: AD**

**Section: (none)**

**Explanation**

**Explanation/Reference:**

Reference: <https://www.netapp.com/us/media/tr-4725.pdf>

**QUESTION 17** What is represented by the Headroom graph on the SANtricity System Manager performance tab?

- A. the percentage of I/O associated with the backend disk drives
- B. the remaining performance capability of the physical objects in the storage system
- C. the percentage of CPU processing capacity that is being used by the operations on the system
- D. the resources that are being consumed by a defined workload

**Correct Answer: B**

**Section: (none)**

**Explanation**

**Explanation/Reference:**

Reference: [https://mysupport.netapp.com/NOW/public/eseries/sam\\_archive1130/GUID-8538272A-B802-49D9-9EA2-96C82DAD26A2/GUID-8538272A-B802-49D9-9EA2-96C82DAD26A2\\_2.pdf](https://mysupport.netapp.com/NOW/public/eseries/sam_archive1130/GUID-8538272A-B802-49D9-9EA2-96C82DAD26A2/GUID-8538272A-B802-49D9-9EA2-96C82DAD26A2_2.pdf) (379)

**QUESTION 18**

To enable one-way authentication in a new iSCSI Linux implementation, which three modifications should you make in the /etc/iscsi/iscsid.conf file on the Linux host? (Choose three.)

- A. the target username and password
- B. the initiator username and password
- C. CHAP
- D. sendtargets discovery
- E. iSCSI



**Correct Answer:** ACD

**Section:** (none)

**Explanation**

**Explanation/Reference:**

Reference: [https://library.netapp.com/ecm/ecm\\_download\\_file/ECMP1654943](https://library.netapp.com/ecm/ecm_download_file/ECMP1654943)

**QUESTION 19** Which two errors would fail a pre-upgrade health check?

(Choose two.)

- A. Hot spares are in use
- B. Volumes are reported on a non-preferred path
- C. An excess number of event log events are present
- D. I/O is being processed

**Correct Answer:** AC

**Section:** (none)

**Explanation**

**Explanation/Reference:**

Reference: [https://kb.netapp.com/app/answers/answer\\_view/a\\_id/1029754/~/\\_/how-to-upgrade-e-series-controller-firmware%2C-nvsram%2C-and-iom-firmware-using](https://kb.netapp.com/app/answers/answer_view/a_id/1029754/~/_/how-to-upgrade-e-series-controller-firmware%2C-nvsram%2C-and-iom-firmware-using)

**QUESTION 20** Where would you find the version of the driver and firmware for QLogic HBAs that are supported by NetApp E-Series systems?

- A. Interoperability Matrix Tool
- B. SANtricity Admin Guide
- C. Hardware Universe
- D. QLogic download webpage

**Correct Answer:** D

**Section:** (none)

**Explanation**

**Explanation/Reference:**

**QUESTION 21** An orphaned volume occurs during an asynchronous mirror implementation. You must recover the orphaned volume.

In this scenario, which statement is correct?

- A. Remove the mirroring relationship on the orphan, then re-create the mirroring relationship
- B. Suspend mirroring operations on the orphan, then resume operations
- C. Deactivate the mirror consistency group that contains the orphan, then re-enable the group
- D. Perform a role change on the orphan, then re-create the mirroring relationship

**Correct Answer:** A

**Section:** (none)

**Explanation**

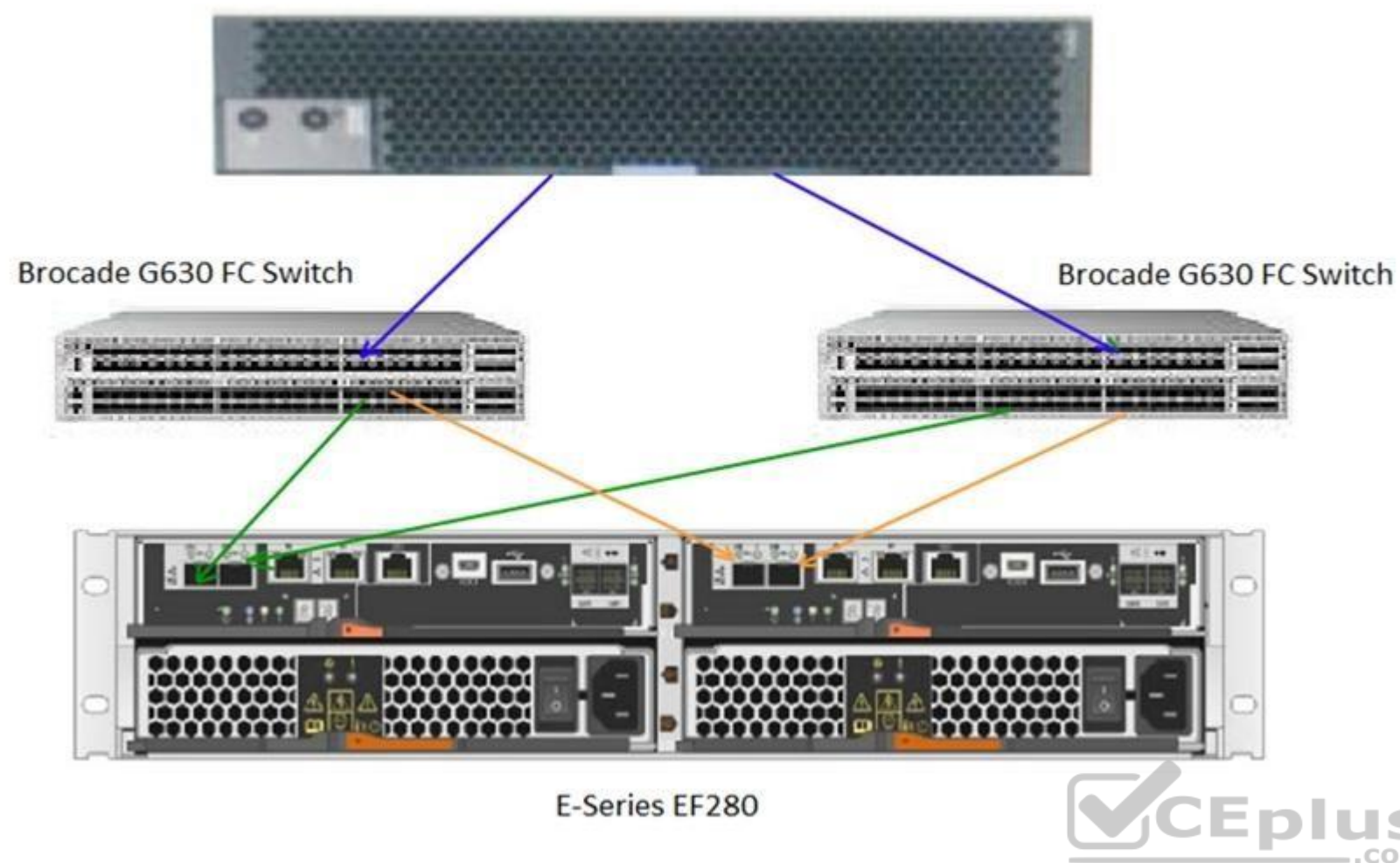
**Explanation/Reference:**

Reference: [https://library.netapp.com/ecm/ecm\\_download\\_file/ECMP1394847](https://library.netapp.com/ecm/ecm_download_file/ECMP1394847)

**QUESTION 22**

Click the Exhibit button.





Referring to the exhibit, what is the total number of ALUA paths from the host to a volume on the EF280?

- A. 8
- B. 6
- C. 2
- D. 4

**Correct Answer:** D

**Section:** (none)

**Explanation**

**Explanation/Reference:**

Reference: <https://www.netapp.com/us/media/tr-4727.pdf>

#### QUESTION 23

Click the Exhibit button.

```
switch:admin> porterrshow
```

	frames		enc	crc	crc	too
	tx	rx	in	err	g_eof	shrt
0:	12.1m	24.2m	0	0	0	0
1:	0	0	0	0	0	0
2:	12.1m	24.2m	0	0	0	0
3:	0	0	0	0	0	0
4:	0	0	0	0	0	0
5:	24.2m	12.1m	0	7m	0	0
6:	0	0	0	0	0	0
7:	0	0	0	0	0	0

Referring to the exhibit, what is the reason for the errors that are shown on port 5 on the switch of one of the fabrics?

- A. protocol errors, encoding errors, or conversion errors
- B. faulty SFPs, cables, or patch panels
- C. twisted cables, wrong plugs, or cable material
- D. wrong switch configuration

**Correct Answer:** A

**Section:** (none)

**Explanation**

**Explanation/Reference:**



#### QUESTION 24

A customer is configuring an EF570 system on an internal network. Due to security concerns, the network does not have Internet access. The customer wants to regularly send standard support data to NetApp.

In this scenario, what should the customer do to accomplish this task?

- A. Enable AutoSupport with a set interval and with the store locally option selected, manually move the data to a server with Internet access, and then send the data to NetApp.
- B. Open a support ticket with NetApp to enable AutoSupport local functionality, manually move the data to a server with Internet access, and then send the data to NetApp.
- C. Set up a script to initiate Collect Support Data on a set interval, manually move the data to a server with Internet access, and then send the data to NetApp.
- D. Set up a script to initiate Collect Support Data, remove the extra log files, manually move the data to a server with Internet access, and then send the data to NetApp.

**Correct Answer:** A

**Section:** (none)

**Explanation**

**Explanation/Reference:**

Reference: [https://library.netapp.com/ecm/ecm\\_download\\_file/ECMLP2502818](https://library.netapp.com/ecm/ecm_download_file/ECMLP2502818)

#### QUESTION 25

An E2812 system, without expansion shelves, is configured with 12 Gb SAS host interface cards (HICs) and is directly connected to a host. However, the host cannot access the volumes.

In this scenario, which two troubleshooting steps should you take? (Choose two.)

- A. Verify that the host can ping the E2812 system over the SAS link
- B. Verify that the E2812 host port SAS link up lights are illuminated
- C. Verify that the E2812 SAS CHAP secret is set
- D. Verify that the correct SAS ports are in use on the E2812 system

**Correct Answer:** BD

**Section: (none)**

**Explanation**

**Explanation/Reference:**

**QUESTION 26**

An administrator is asked to create an asynchronous mirroring environment that supports multiple mirroring relationships, each with different recovery point objectives (RPOs).

In this scenario, how does the administrator create this environment?

- A. The administrator creates a mirror group with the appropriate RPOs
- B. The administrator creates multiple mirror pairs, each with their own schedule and RPO
- C. The administrator creates a single consistency group with multiple RPOs
- D. The administrator creates multiple mirror consistency groups with the appropriate RPOs

**Correct Answer: A**

**Section: (none)**

**Explanation**

**Explanation/Reference:**

Reference: <https://www.netapp.com/us/media/tr-4656.pdf>

**QUESTION 27** You want to find detailed information about the devices that are connected to the Brocade switch.

In this scenario, which command would accomplish this goal?

- A. `portloginshow <port>`
- B. `zoneshow`
- C. `nsshow`
- D. `switchshow`



**Correct Answer: A**

**Section: (none)**

**Explanation**

**Explanation/Reference:**

Reference: [https://jp.fujitsu.com/platform/server/primergy/products/note/other/FOS\\_CmdRef\\_v720.pdf](https://jp.fujitsu.com/platform/server/primergy/products/note/other/FOS_CmdRef_v720.pdf) (849)

**QUESTION 28**

A customer has an E5760 array with a 30-drive Dynamic Disk Pool (DDP) that uses 800 GB SSD drives. The customer needs to expand the pool by one drive but has only a 1.6 TB SSD drive available.

In this scenario, what happens when the customer attempts to add the 1.6 TB drive to the existing pool?

- A. The pool is expanded by 1.6 TB
- B. The pool is expanded by 1.6 TiB
- C. The pool is expanded by 800 GB
- D. An error occurs, and the add fails

**Correct Answer: A**

**Section: (none)**

**Explanation**

**Explanation/Reference:**

**QUESTION 29**

Which three documents should be provided to the customer after the E-Series installation is complete? (Choose three.)

- A. a document showing how much space is available for system expansion
- B. a document showing the cabinet layout with cabling information and IP addresses being used
- C. a document showing user IDs and passwords for all deployed devices
- D. a document with IMT pages that show the supported host configuration and fabric switches in the solution
- E. a document showing available power on the UPS with no equipment connected

**Correct Answer:** BCE

**Section:** (none)

**Explanation**

**Explanation/Reference:**

**QUESTION 30** The NetApp E-Series system with a 32 Gb FC Host Interface Card (HIC) requires which type of fiber cable to connect to switches or to connect directly to hosts extending up to 100 meters?

- A. OM4
- B. OM3
- C. OM1
- D. OM2

**Correct Answer:** B

**Section:** (none)

**Explanation**

**Explanation/Reference:**

Reference: [https://library.netapp.com/ecm/ecm\\_download\\_file/ECMLP2773537](https://library.netapp.com/ecm/ecm_download_file/ECMLP2773537)

**QUESTION 31** When a drive fails in a Dynamic Disk Pool (DDP) with no free capacity, what happens to the data?

- A. It is rebuilt using the on-board backup database
- B. It is rebuilt using preservation capacity within the DDP
- C. It is evacuated to the preservation capacity within the DDP
- D. It is evacuated to a hot spare drive that is assigned to the DDP

**Correct Answer:** B

**Section:** (none)

**Explanation**

**Explanation/Reference:**

Reference: <https://www.netapp.com/us/media/tr-4652.pdf> (6)

**QUESTION 32**

Your company has an E-Series system connected to Cisco MDS switches. You are asked to provision a volume on a new Windows host, but the Windows host is unable to connect to the volume on the E-Series system. All other Windows hosts in the fabric are able to connect to their volumes.

In this scenario, which three actions should you perform to accomplish this task? (Choose three.)

- A. Create a new virtual SAN (VSAN)
- B. Obtain the WWPN for the Windows HBA
- C. Restart the switches
- D. Create a single-initiator zone with the host and E-Series system
- E. Add a zone to the active zoneset

**Correct Answer:** BCE

**Section:** (none)

**Explanation**

**Explanation/Reference:**

**QUESTION 33** Which iSCSI setting would you change from its default value to increase the throughput of an iSCSI host port on a NetApp E-Series system?

- A. maximum transmission unit (MTU)
- B. flow control
- C. Challenge-Handshake Authentication Protocol (CHAP)
- D. Time to Live (TTL)

**Correct Answer:** A

**Section:** (none)

**Explanation**

**Explanation/Reference:**

Reference: <https://www.netapp.com/us/media/tr-3409.pdf>

**QUESTION 34** Which alerting method would be configured using the SANtricity System Manager setup wizard?

- A. Syslog
- B. SNMP
- C. Web Services Proxy
- D. Email

**Correct Answer:** B

**Section:** (none)

**Explanation**

**Explanation/Reference:**

Reference: <https://docs.oracle.com/cd/E19298-01/CRCM1573/CRCM1573.pdf>

**QUESTION 35** Which two steps are required to enable multifactor authentication on an E-Series system? (Choose two.)

- A. Test SSO login
- B. Configure In-Band Management
- C. Map roles
- D. Configure LDAP

**Correct Answer:** AB

**Section:** (none)

**Explanation**

**Explanation/Reference:**

Reference: <https://www.netapp.com/us/media/tr-4712.pdf>

**QUESTION 36**

Click the Exhibit button.





Supported Adapter Cards – E2812 Duplex 16Gb 10GbE Base-T 11.50 SANtricity OS							
Adapters							
Priority	Category	Bus Type	Mktg Part No	Images	LED	Mfg Part No	Description
1	Block Access	PCIe2	X-56023-00-0E-C		View		HIC.E2800.10Gb Base-T.2-ports, -C
2	Block Access	PCIe2	X-56026-00-0E-C		View		HIC.E2800.12Gb SAS.2-ports, -C
3	Block Access	PCIe2	X-56027-00-0E-C		View		HIC.E2800.12Gb SAS.4-ports, -C

You ordered a NetApp E2812 Duplex 16GB 10 GbE Base-T system.

Referring to the exhibit, what is the maximum number of 10GbE Base-T ports available to be used?

- A. 8
- B. 4
- C. 6
- D. 12

**Correct Answer:** B

**Section:** (none)

**Explanation**

**Explanation/Reference:**

#### QUESTION 37

A customer has launched a data analytics initiative and has been transferring old data into the new data lake. The customer has discovered some data read errors during the transfer process.

In this scenario, how should the customer have avoided these data integrity issues?

- A. by ensuring that data assurance and media scan are always activated
- B. by deploying secure-capable drives
- C. by turning on cyclic redundancy checks (CRCs)
- D. by turning on erasure coding

**Correct Answer:** A

**Section:** (none)

**Explanation**

**Explanation/Reference:**

#### QUESTION 38

Click the Exhibit button.

# NetApp Interoperability Matrix Tool

HOME SUBSCRIPTIONS NOTIFICATIONS SAVED SEARCH CAN'T FIND CONFIG?

## Advanced Search

E-Series VMware vCenter Plug-in version 3.0  
E-Series VMware vCenter Plug-in version 2.7  
E-Series VASA Provider version 5.5  
E-Series SMI-S Provider version 11.50  
E-Series SMI-S Provider version 11.42

**Categories** - Top matches [Show all matches](#)

Source Storage OS  
Destination Storage OS  
Storage OS  
NetApp OS  
NetApp HCI Storage (Element OS)  
E-Series Controller Firmware  
SANtricity  
ONTAP OS  
Element OS

**Solutions** - Top matches [Show all matches](#)

E-Series SAN HOST  
SAN-Switch (FAS, E-Series)



Referring to the exhibit, what would you select in the search list to see all of the host selections for NetApp E-Series storage systems?

- A. Storage OS
- B. SANtricity
- C. E-Series SAN Host
- D. E-Series Controller Firmware

**Correct Answer:** C

**Section:** (none)

**Explanation**

**Explanation/Reference:**

Reference [https://www.google.com/url?sa=t&rct=j&q=&esrc=s&source=web&cd=1&ved=2ahUKEwirltOiyqvnAhVhu3EKHcUrBjsQFjAAegQIAhAB&url=https%3A%2F%2Fcommunity.netapp.com%2Ffukiw75442%2Fattachments%2Ffukiw75442%2Fe-series-santricity-and-related-plug-ins-discussions%2F557%2F1%2FIMT\\_E-Series\\_SAN\\_Host\\_20180424\\_090321201.pdf&usg=AOvVaw1LNpV6vBUxZXiyfgdcnISz](https://www.google.com/url?sa=t&rct=j&q=&esrc=s&source=web&cd=1&ved=2ahUKEwirltOiyqvnAhVhu3EKHcUrBjsQFjAAegQIAhAB&url=https%3A%2F%2Fcommunity.netapp.com%2Ffukiw75442%2Fattachments%2Ffukiw75442%2Fe-series-santricity-and-related-plug-ins-discussions%2F557%2F1%2FIMT_E-Series_SAN_Host_20180424_090321201.pdf&usg=AOvVaw1LNpV6vBUxZXiyfgdcnISz)

**QUESTION 39** Your AutoSupport does not automatically send reports to NetApp's ActiveIQ tool.

In this scenario, how do you access the data that would have been sent using the AutoSupport feature?

- A. Use SANtricity Unified Manager to collect the support data remotely
- B. Access the event log by using SANtricity System Manager
- C. Use SANtricity System Manager to manually collect the support data
- D. Ask NetApp Support to help you to access the data by using special support tools

**Correct Answer:** C

**Section:** (none)

**Explanation**

**Explanation/Reference:**

Reference: [https://mysupport.netapp.com/NOW/public/eseries/sam\\_archive1150/index.html](https://mysupport.netapp.com/NOW/public/eseries/sam_archive1150/index.html)

**QUESTION 40** Which NetApp tool provides information on size, weight, acoustic noise, and power of NetApp E-Series systems?

- A. Hardware Universe
- B. Interoperability Matrix Tool
- C. Config Advisor
- D. Active IQ

**Correct Answer:** A

**Section:** (none)

**Explanation**

**Explanation/Reference:**

Reference: [https://library.netapp.com/ecm/ecm\\_download\\_file/ECMLP2773645](https://library.netapp.com/ecm/ecm_download_file/ECMLP2773645)



**QUESTION 41**

An administrator is asked to migrate two DE6600 shelves into a newly deployed E5760 environment that is configured with a stack of two DE460C shelves.

In this scenario, how does the administrator complete this task?

- A. Cable the DE6600s at the beginning of the stack
- B. Cable the DE6600s into a separate stack
- C. Cable the DE6600s at the end of the stack
- D. Cable the DE6600s between the DE460C shelves

**Correct Answer:** C

**Section:** (none)

**Explanation**

**Explanation/Reference:**

Reference: [https://library.netapp.com/ecm/ecm\\_download\\_file/ECMLP2773537](https://library.netapp.com/ecm/ecm_download_file/ECMLP2773537)

**QUESTION 42**

When working on a customer's E-Series system to configure LDAP, you realize that you need to complete a Certificate Signing Request to receive a certificate.

In this scenario, when entering the information for the CSR, what information do you need from the controllers themselves? (Choose three.)

- A. the controller's alternate IP addresses
- B. the controller's serial number
- C. the controller's geographical location
- D. the controller's common name

E. the controller's alternate names

**Correct Answer:** ADE

**Section:** (none)

**Explanation**

**Explanation/Reference:**

Reference: [https://mysupport.netapp.com/NOW/public/eseries/sam\\_archive1130/index.html#page/GUID-8538272A-B802-49D9-9EA2-96C82DAD26A2/GUID-A062373E-F378-43B7-9E73-1B27E9136655.html](https://mysupport.netapp.com/NOW/public/eseries/sam_archive1130/index.html#page/GUID-8538272A-B802-49D9-9EA2-96C82DAD26A2/GUID-A062373E-F378-43B7-9E73-1B27E9136655.html)

**QUESTION 43** What is the minimum number of drives needed to create a Dynamic Disk Pool?

- A. 12
- B. 8C. 3
- D. 11

**Correct Answer:** D

**Section:** (none)

**Explanation**

**Explanation/Reference:**

Reference: <https://www.netapp.com/us/media/tr-4652.pdf> (5)

**QUESTION 44** In which two locations would you find the WWPNs for a Windows host? (Choose two.)

- A. FC switch
- B. host's BIOS
- C. Windows Device Manager
- D. HBA vendor's utility

**Correct Answer:** AD

**Section:** (none)

**Explanation**

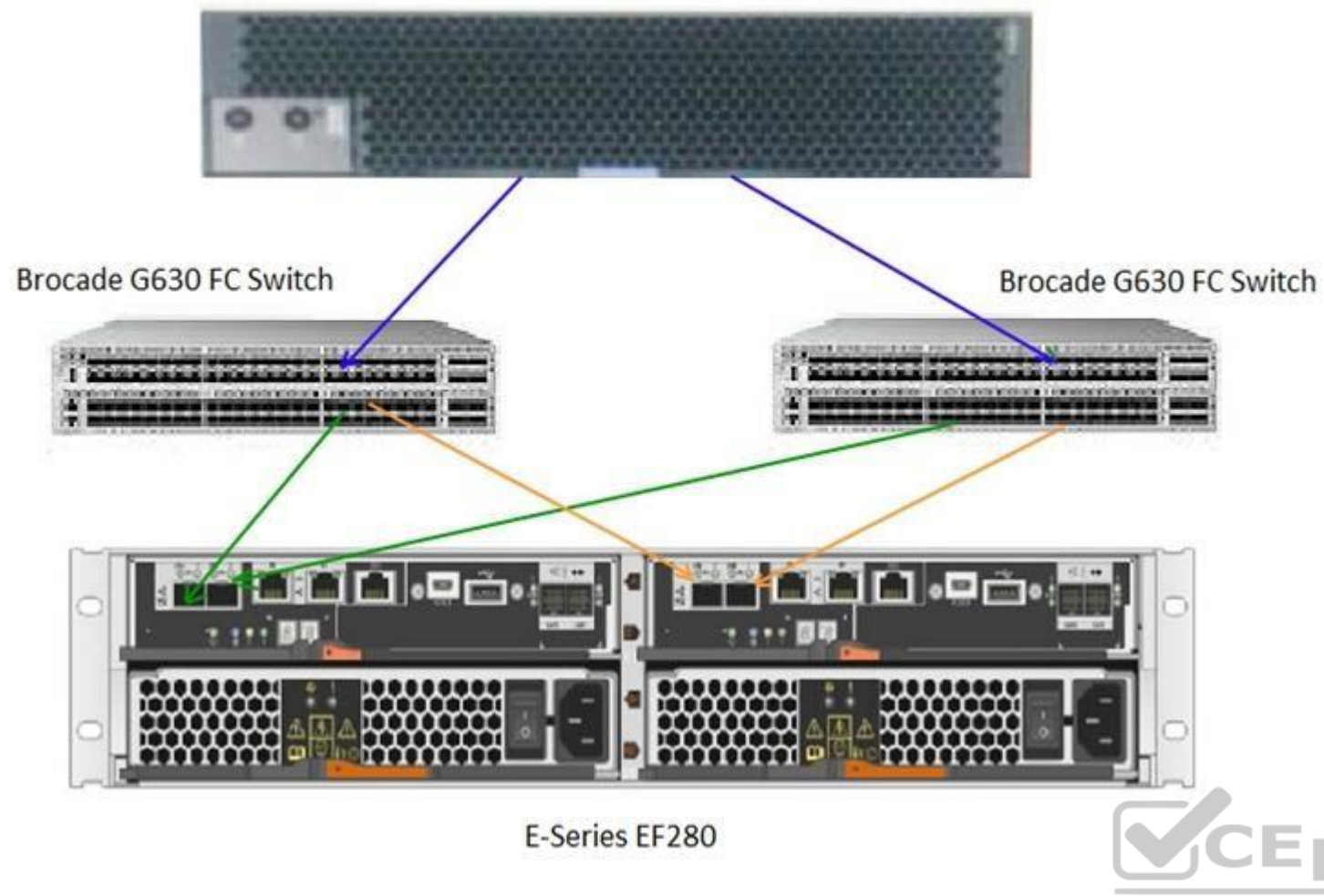
**Explanation/Reference:**

Reference: [https://library.netapp.com/ecm/ecm\\_download\\_file/ECMP1532524](https://library.netapp.com/ecm/ecm_download_file/ECMP1532524) (7)

**QUESTION 45**

Click the Exhibit button.





A customer's host is running a Red Hat Enterprise Linux 7.6 server with dm-multipath configured for ALUA and is connected to a single volume on the EF280 system that is shown in the exhibit.

In this scenario, how many active/optimized paths are available to the volume?

- A. 2
- B. 8
- C. 4
- D. 6

**Correct Answer:** C

**Section:** (none)

**Explanation**

**Explanation/Reference:**

#### QUESTION 46

A junior administrator recently made changes to an E-Series system. As a result of these changes, the management host lost the ability to manage the E-Series system through in-band management, but the host still has access to the E-Series data volumes.

In this scenario, what caused this issue?

- A. The access volume was un-mapped
- B. The management IPs were changed
- C. The ownership of the management host's volumes changed
- D. Auto Load Balancing was disabled

**Correct Answer:** B

**Section: (none)**

**Explanation**

**Explanation/Reference:**

**QUESTION 47**

What are two methods for setting the host protocol configuration on the E2800 controller with a 4-port 16Gbps FC or 10Gbps iSCSI SFP+ host interface card (HIC)? (Choose two.)

- A. Set at the factory, based on the order
- B. Change the QSFP type in the HIC
- C. Change the Feature Pack in the SANtricity System Manager
- D. Set in the Hardware tab using SANtricity System Manager

**Correct Answer: CD**

**Section: (none)**

**Explanation**

**Explanation/Reference:**

Reference: <https://docs.netapp.com/ess-11/index.jsp?topic=%2Fcom.netapp.doc.e-2800-sysmaint%2FGUID-C2A2AAC4-A1B9-468F-8CE8-862D32917840.html>

**QUESTION 48** What does the CHAP secret accomplish for an E-Series system?

- A. iSCSI authentication
- B. Ethernet management authentication
- C. FC authentication
- D. SAS authentication

**Correct Answer: A**

**Section: (none)**

**Explanation**

**Explanation/Reference:**

Reference: [https://mysupport.netapp.com/NOW/public/eseries/sam\\_archive1150/index.html#page/GUID-8538272A-B802-49D9-9EA2-96C82DAD26A2/GUID-39FADF1A-D2D8-4AFD-9CC6-75487A68D2E3.html](https://mysupport.netapp.com/NOW/public/eseries/sam_archive1150/index.html#page/GUID-8538272A-B802-49D9-9EA2-96C82DAD26A2/GUID-39FADF1A-D2D8-4AFD-9CC6-75487A68D2E3.html)

**QUESTION 49**

You help a customer diagnose a performance issue on an E-Series storage system. You decide to measure the amount of data that is being handled over the span of an hour.

In this scenario, what are you measuring?

- A. I/O alignment
- B. parity
- C. throughput
- D. IOPS

**Correct Answer: D**

**Section: (none)**

**Explanation**

**Explanation/Reference:**

Reference: <https://www.netapp.com/us/media/tr-3969.pdf>

**QUESTION 50**

Your company has deployed an E2824 and has decided to change the host protocol from iSCSI to FC. You use the storage array profile to review the installed SFPs.

In this scenario, which set of supported data rates indicates that you are using dual-purpose SFPs?

- A. 25 Gbps, 10 Gbps





- B. 32 Gbps, 16 Gbps, 8 Gbps, 4 Gbps
- C. 16 Gbps, 10 Gbps, 8 Gbps, 4 Gbps
- D. 16 Gbps, 8 Gbps, 4 Gbps

**Correct Answer:** C

**Section:** (none)

**Explanation**

**Explanation/Reference:**

Reference: [https://library.netapp.com/ecm/ecm\\_download\\_file/ECMLP2773527](https://library.netapp.com/ecm/ecm_download_file/ECMLP2773527) (2)

#### QUESTION 51

An administrator is asked to provision a 1 TB volume to hold non-critical temporary data for a seismic-analysis application. The volume requires the highest possible IOPS.

In this scenario, which configuration would satisfy this requirement?

- A. RAID 6 Dynamic Disk Pool with a 256 KiB segment size
- B. RAID 5 volume group with a 256 KiB segment size
- C. RAID 0 volume group with a 32 KiB segment size
- D. RAID 6 Dynamic Disk Pool with a 32 KiB segment size

**Correct Answer:** B

**Section:** (none)

**Explanation**

**Explanation/Reference:**

**QUESTION 52** Which data protection strategy has the most overhead capacity as a percentage of the total capacity?



- A. RAID 10
- B. RAID 6C. RAID 5
- D. Dynamic Disk Pools (DDP)

**Correct Answer:** C

**Section:** (none)

**Explanation**

**Explanation/Reference:**

Reference: <https://www.techrepublic.com/blog/the-enterprise-cloud/raid-50-offers-a-balance-of-performance-storage-capacity-and-data-integrity/>

#### QUESTION 53

A customer is running several EF570 systems and uses the ability of the EF-Series systems to run two host protocols at the same time. You are installing a new EF570 that uses the NVMe protocol for a high performance computing application. The controller on-board ports will not connect, but the HIC ports are working fine.

In this scenario, what is the problem?

- A. The on-board host ports are disabled
- B. There is a cable fault preventing the on-board ports from connecting
- C. The on-board ports have the wrong SFPs for the desired network protocol
- D. The switch ports are shut-down

**Correct Answer:** C

**Section:** (none)

**Explanation**

**Explanation/Reference:**

**QUESTION 54**

Which two actions must be performed to enable iSCSI multipathing on Windows for NetApp E-Series systems? (Choose two.)

- A. Set up iSCSI IP addresses on the E-Series system and the Windows host
- B. Install the Host Utilities on the Windows host
- C. Create two VSANs on the iSCSI switches
- D. Install a Host Channel Adapter (HCA) on the Windows host

**Correct Answer:** AB

**Section:** (none)

**Explanation**

**Explanation/Reference:**

**QUESTION 55**

A company is using the Federal Information Processing Standard (FIPS) on all volume groups. However, one volume group failed a security audit.

In this scenario what would cause a volume group to fail the security audit?

- A. An FDE drive was added as a spare in the volume group
- B. Data Assurance was changed to “disabled” for the volume group
- C. The Secure Erase operation was applied to the volume group disks
- D. Connectivity to the key server was interrupted

**Correct Answer:** A

**Section:** (none)

**Explanation**

**Explanation/Reference:**

Reference: [https://mysupport.netapp.com/NOW/public/eseries/sam\\_archive1150/index.html#page/GUID-8538272A-B802-49D9-9EA2-96C82DAD26A2/GUID-8C172D9A-53B5-4CCD-A327-08E4F538E783.html](https://mysupport.netapp.com/NOW/public/eseries/sam_archive1150/index.html#page/GUID-8538272A-B802-49D9-9EA2-96C82DAD26A2/GUID-8C172D9A-53B5-4CCD-A327-08E4F538E783.html)

**QUESTION 56**

A company has a duplex E-Series system that is operating in a highly tuned environment. Load distribution between the controllers has been manually set up to achieve a specific distribution based on unique workload characteristics.

In this scenario, to maintain this load distribution over time, which E-Series feature should be disabled?

- A. Storage Load Balancer
- B. Automatic Node Balancer
- C. DNS Load Balancing
- D. Automatic Load Balancing

**Correct Answer:** D

**Section:** (none)

**Explanation**

**Explanation/Reference:**

Reference: <https://mysupport.netapp.com/NOW/public/eseries/sam/index.html#page/GUID-8538272A-B802-49D9-9EA2-96C82DAD26A2/GUID-90A829B6-ACEE-41C6-8595-91C7D90554EB.html>

**QUESTION 57**

A customer wants to manage an E-Series system over a secure connection between the system and a server. During implementation, you are asked to fulfill this installation requirement.

In this scenario, which three actions are required to complete this task? (Choose three.)

- A. Disable the legacy management interface on the system
- B. Disable all the system’s local user roles except admin
- C. Import certificate authority signed certificates into the system
- D. Import the system’s self-signed certificates into the system

E. Complete the certificate signing request on the system

**Correct Answer:** ADE

**Section:** (none)

**Explanation**

**Explanation/Reference:**

**QUESTION 58** You are setting up asynchronous mirroring between two E2860 systems.

In this scenario, which two prerequisites are required to complete the setup? (Choose two.)

- A. Both the primary and secondary systems must be using the same subnets for mirroring connections.
- B. Both the primary and secondary systems must have the same premium features licensed.
- C. Both systems must be discovered by an Enterprise Management Window (EMW) or SANtricity Unified Manager.
- D. The secondary system must have 2X the storage capacity of the primary system.

**Correct Answer:** BC

**Section:** (none)

**Explanation**

**Explanation/Reference:**

**QUESTION 59** Which three factors should you consider before you install an E2860 in a data center? (Choose three.)

- A. current draw
- B. heat dissipation
- C. fire suppression capacity
- D. electromagnetic interference
- E. ambient temperatures

**Correct Answer:** CBE

**Section:** (none)

**Explanation**

**Explanation/Reference:**