

AZ-300.115q

Number: AZ-300
Passing Score: 800
Time Limit: 120 min

AZ-300



Website: <https://vceplus.com>
VCE to PDF Converter: <https://vceplus.com/vce-to-pdf/>
Facebook: <https://www.facebook.com/VCE.For.All.VN/>
Twitter : https://twitter.com/VCE_Plus

<https://vceplus.com/>

Microsoft Azure Architect Technologies

Question Set 1

QUESTION 1

You have an Azure Active Directory (Azure AD) tenant.

<https://vceplus.com/>

You have an existing Azure AD conditional access policy named Policy1. Policy1 enforces the use of Azure AD-joined devices when members of the Global Administrators group authenticate to Azure AD from untrusted locations.

You need to ensure that members of the Global Administrators group will also be forced to use multi-factor authentication when authenticating from untrusted locations.

What should you do?

- A. From the Azure portal, modify session control of Policy1.
- B. From multi-factor authentication page, modify the user settings.
- C. From multi-factor authentication page, modify the service settings.
- D. From the Azure portal, modify grant control of Policy1.

Correct Answer: D

Section: [none]

Explanation

Explanation/Reference:



QUESTION 2

You have an Azure subscription named Subscription1 that contains an Azure virtual machine named VM1. VM1 is in a resource group named RG1.

VM1 runs services that will be used to deploy resources to RG1.

You need to ensure that a service running on VM1 can manage the resources in RG1 by using the identity of VM1.

What should you do first?

- A. From the Azure portal, modify the Access control (IAM) settings of RG1.
- B. From the Azure portal, modify the Policies settings of RG1.
- C. From the Azure portal, modify the Access control (IAM) settings of VM1.
- D. From the Azure portal, modify the value of the Managed Service Identity option for VM1.

Correct Answer: D

Section: [none]

Explanation

Explanation/Reference:

References: <https://docs.microsoft.com/en-us/azure/active-directory/managed-identities-azure-resources/overview>

QUESTION 3

You configure Azure AD Connect for Azure Active Directory Seamless Single Sign-On (Azure AD Seamless SSO) for an on-premises network.

Users report that when they attempt to access myapps.microsoft.com, they are prompted multiple times to sign in and are forced to use an account name that ends with onmicrosoft.com.

You discover that there is a UPN mismatch between Azure AD and the on-premises Active Directory.

You need to ensure that the users can use single-sign on (SSO) to access Azure resources.

What should you do first?

- A. From on-premises network, deploy Active Directory Federation Services (AD FS).
- B. From Azure AD, add and verify a custom domain name.
- C. From on-premises network, request a new certificate that contains the Active Directory domain name.
- D. From the server that runs Azure AD Connect, modify the filtering options.

Correct Answer: B

Section: [none]

Explanation

Explanation/Reference:

QUESTION 4

You have an Active Directory forest named contoso.com.

You install and configure AD Connect to use password hash synchronization as the single sign-on(SSO) method. Staging mode is enabled.

You review the synchronization results and discover that the Synchronization Service Manager does not display any sync jobs.

You need to ensure that the synchronization completes successfully.



<https://vceplus.com/>

What should you do?

- A. From Azure PowerShell, run **Start-AdSyncSyncCycle -PolicyType Initial**.
- B. Run Azure AD Connect and set the SSO method to Pass-through Authentication.
- C. From Synchronization Service Manager, run a full import.
- D. Run Azure AD Connect and disable staging mode.

Correct Answer: D

Section: [none]

Explanation



Explanation/Reference:

References: <https://docs.microsoft.com/en-us/azure/active-directory/hybrid/how-to-connect-sync-operations>

QUESTION 5

HOTSPOT

You have an Azure Storage accounts as shown in the following exhibit.

<https://vceplus.com/>

Storage accounts

Contoso

+ Add ≡ Edit columns ↺ Refresh | ⬥ Assign Tags 🗑 Delete

Subscriptions: All 2 selected = Don't see a subscription? Switch directories

*Filter by name

All subscriptions ▾




All resource groups ▾

All types ▾

All locations ▾

No grouping ▾

3 items

<input type="checkbox"/>	NAME ↑	TYPE	KIND	RESOURCE...	LOCATION	SYBSRIPTI..	ACCESS T...	REPLICAT..
<input type="checkbox"/>	 storageaccount1	Storage account	Storage	ContosoRG1	East US	Subscription 1	-	Read-access ge..
<input type="checkbox"/>	 storageaccount2	Storage account	StorageV2	ContosoRG1	Central US	Subscription 1	Hot	Geo-redundant
<input type="checkbox"/>	 storageaccount3	Storage account	BlobStorage	ContosoRG1	East US	Subscription 1	Hot	Locally-redund

Use the drop-down menus to select the answer choice that completes each statement based on the information presented in the graphic.

NOTE: Each correct selection is worth one point.

Hot Area:

Answer Area

You can use [answer choice] for Azure Table Storage.

- storageaccount1 only
- storageaccount2 only
- storageaccount3 only
- storageaccount1 and storageaccount2 only
- storageaccount2 and storageaccount3 only

You can use [answer choice] for Azure Blob Storage.

- storageaccount3 only
- storageaccount2 and storageaccount3 only
- storageaccount1 and storageaccount3 only
- all the storage accounts

Correct Answer:

Answer Area

You can use [answer choice] for Azure Table Storage.

storageaccount1 only
storageaccount2 only
storageaccount3 only
storageaccount1 and storageaccount2 only
storageaccount2 and storageaccount3 only

You can use [answer choice] for Azure Blob Storage.

storageaccount3 only
storageaccount2 and storageaccount3 only
storageaccount1 and storageaccount3 only
all the storage accounts

Section: [none]

Explanation

Explanation/Reference:

References: <https://docs.microsoft.com/en-us/azure/storage/common/storage-account-overview>

QUESTION 6

You have an Azure subscription that contains 100 virtual machines.

You regularly create and delete virtual machines.

You need to identify unattached disks that can be deleted.

What should you do?

- A. From Microsoft Azure Storage Explorer, view the Account Management properties.
- B. From Azure Cost Management, create a Cost Management report.
- C. From the Azure portal, configure the Advisor recommendations.
- D. From Azure Cost Management, open the **Optimizer** tab and create a report.

Correct Answer: D

Section: [none]

Explanation

<https://vceplus.com/>

Explanation/Reference:

QUESTION 7

You have an Azure subscription that contains 10 virtual machines.

You need to ensure that you receive an email message when any virtual machines are powered off, restarted, or deallocated.

What is the minimum number of rules and action groups that you require?

- A. three rules and three action groups
- B. one rule and one action group
- C. three rules and one action group
- D. one rule and three action groups

Correct Answer: C

Section: [none]

Explanation

Explanation/Reference:



QUESTION 8

You plan to automate the deployment of a virtual machine scale set that uses the Windows Server 2016 Datacenter image.

You need to ensure that when the scale set virtual machines are provisioned, they have web server components installed.

Which two actions should you perform? Each correct answer presents part of the solution.

NOTE: Each correct selection is worth one point.

- A. Upload a configuration script.
- B. Create an automation account.
- C. Create a new virtual machine scale set in the Azure portal.
- D. Create an Azure policy.
- E. Modify the `extensionProfile` section of the Azure Resource Manager template.

Correct Answer: CE

Section: [none]

Explanation

Explanation/Reference: References: <https://docs.microsoft.com/en-us/azure/virtual-machine-scale-sets/tutorial-install-apps-template>

QUESTION 9

You have an Azure subscription.

You have 100 Azure virtual machines.

You need to quickly identify underutilized virtual machines that can have their service tier changed to a less expensive offering.

Which blade should you use?

- A. Customer insights
- B. Monitor
- C. Advisor
- D. Metrics

Correct Answer: C

Section: [none]

Explanation

Explanation/Reference:

References: <https://docs.microsoft.com/en-us/azure/advisor/advisor-cost-recommendations>



QUESTION 10

An app uses a virtual network with two subnets. One subnet is used for the application server. The other subnet is used for a database server. A network virtual appliance (NVA) is used as a firewall.

Traffic destined for one specific address prefix is routed to the NVA and then to an on-premises database server that stores sensitive data. A Border Gateway Protocol (BGP) route is used for the traffic to the on-premises database server.

You need to recommend a method for creating the user-defined route.

Which two options should you recommend? Each correct answer presents a complete solution.

NOTE: Each correct selection is worth one point.

- A. For the virtual network configuration, use a VPN.
- B. For the next hop type, use virtual network peering.
- C. For the virtual network configuration, use Azure ExpressRoute.

<https://vceplus.com/>

D. For the next hop type, use a virtual network gateway.

Correct Answer: AC

Section: [none]

Explanation

Explanation/Reference:

References: <https://docs.microsoft.com/en-us/azure/virtual-network/virtual-networks-udr-overview>

QUESTION 11

You manage a solution in Azure that consists of a single application which runs on a virtual machine (VM). Traffic to the application has increased dramatically.

The application must not experience any downtime and scaling must be dynamically defined.

You need to define an auto-scale strategy to ensure that the VM can handle the workload.

Which three options should you recommend? Each correct answer presents a complete solution.

NOTE: Each correct selection is worth one point.

- A. Deploy application automatic vertical scaling.
- B. Create a VM availability set.
- C. Create a VM scale set.
- D. Deploy application automatic horizontal scaling.
- E. Deploy a custom auto-scale implementation.

Correct Answer: CDE

Section: [none]

Explanation

Explanation/Reference:

QUESTION 12

You are implementing authentication for applications in your company. You plan to implement self-service password reset (SSPR) and multifactor authentication (MFA) in Azure Active Directory (Azure AD).

You need to select authentication mechanisms that can be used for both MFA and SSPR.

Which two authentication methods should you use? Each correct answer presents a complete solution.

<https://vceplus.com/>

NOTE: Each correct selection is worth one point.

- A. Short Message Service (SMS) messages
- B. Azure AD passwords
- C. Email addresses
- D. Security questions
- E. App passwords

Correct Answer: AB

Section: [none]

Explanation

Explanation/Reference:

References:

<https://docs.microsoft.com/en-us/azure/active-directory/authentication/concept-authentication-methods>

QUESTION 13

Note: This question is part of series of questions that present the same scenario. Each question in the series contains a unique solution that might meet the stated goals. Some question sets might have more than one correct solution, while others might not have a correct solution.

After you answer a question in this section, you will NOT be able to return to it. As a result, these questions will not appear in the review screen.

You have an Azure subscription that contains 10 virtual networks. The virtual networks are hosted in separate resource groups.

Another administrator plans to create several network security groups (NSGs) in the subscription.

You need to ensure that when an NSG is created, it automatically blocks TCP port 8080 between the virtual networks.

Solution: You create a resource lock, and then you assign the lock to the subscription.

Does this meet the goal?

- A. Yes
- B. No

Correct Answer: B

Section: [none]

Explanation

Explanation/Reference:

Explanation:

<https://vceplus.com/>

How can I freeze or lock my production/critical Azure resources from accidental deletion? There is way to do this with both ASM and ARM resources using Azure resource lock.

References: <https://blogs.msdn.microsoft.com/azureedu/2016/04/27/using-azure-resource-manager-policy-and-azure-lock-to-control-your-azure-resources/>

QUESTION 14

Note: This question is part of series of questions that present the same scenario. Each question in the series contains a unique solution that might meet the stated goals. Some question sets might have more than one correct solution, while others might not have a correct solution.

After you answer a question in this section, you will NOT be able to return to it. As a result, these questions will not appear in the review screen.

You have an Azure subscription named Subscription1. Subscription1 contains a resource group named RG1. RG1 contains resources that were deployed by using templates.

You need to view the date and time when the resources were created in RG1.

Solution: From the RG1 blade, you click **Automation script**.

Does this meet the goal?

- A. Yes
- B. No



Correct Answer: B

Section: [none]

Explanation

Explanation/Reference:

QUESTION 15

Note: This question is part of series of questions that present the same scenario. Each question in the series contains a unique solution that might meet the stated goals. Some question sets might have more than one correct solution, while others might not have a correct solution.

After you answer a question in this section, you will NOT be able to return to it. As a result, these questions will not appear in the review screen.

You have an Azure subscription named Subscription1. Subscription1 contains a resource group named RG1. RG1 contains resources that were deployed by using templates.

You need to view the date and time when the resources were created in RG1.

<https://vceplus.com/>

Solution: From the Subscription blade, you select the subscription, and then click **Resource providers**.

Does this meet the goal?

- A. Yes
- B. No

Correct Answer: B

Section: [none]

Explanation

Explanation/Reference:

QUESTION 16

Note: This question is part of series of questions that present the same scenario. Each question in the series contains a unique solution that might meet the stated goals. Some question sets might have more than one correct solution, while others might not have a correct solution.

After you answer a question in this section, you will NOT be able to return to it. As a result, these questions will not appear in the review screen.

You have an Azure subscription named Subscription1. Subscription1 contains a resource group named RG1. RG1 contains resources that were deployed by using templates.

You need to view the date and time when the resources were created in RG1.

Solution: From the RG1 blade, you click **Deployments**.

Does this meet the goal?

- A. Yes
- B. No

Correct Answer: A

Section: [none]

Explanation

Explanation/Reference:

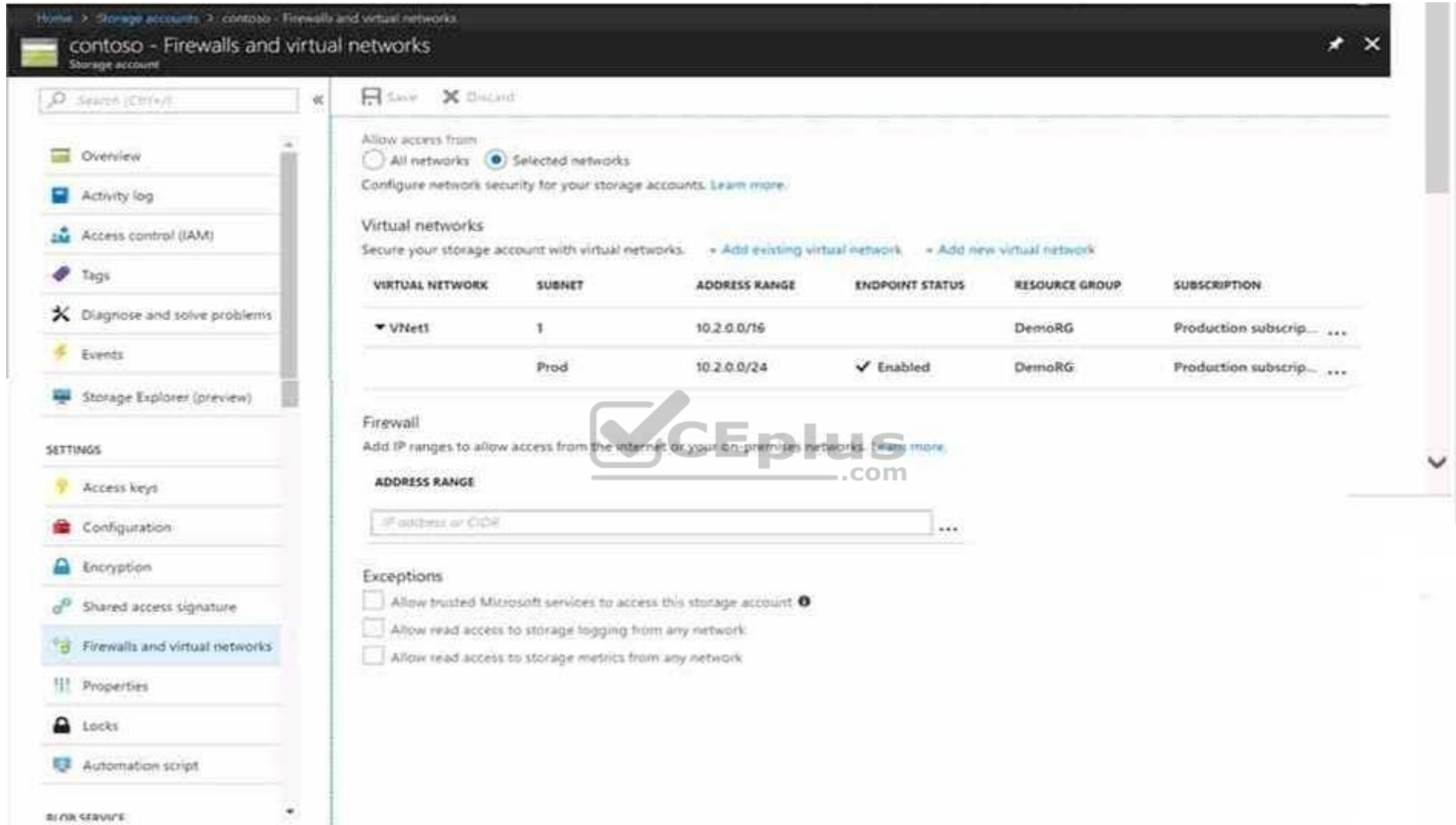
QUESTION 17

HOTSPOT

You have several Azure virtual machines on a virtual network named VNet1.

<https://vceplus.com/>

You configure an Azure Storage account as shown in the following exhibit.



The screenshot shows the 'Firewalls and virtual networks' configuration page for an Azure Storage account. The left sidebar contains navigation links: Overview, Activity log, Access control (IAM), Tags, Diagnose and solve problems, Events, Storage Explorer (preview), SETTINGS, Access keys, Configuration, Encryption, Shared access signature, Firewalls and virtual networks (selected), Properties, Locks, and Automation script.

The main content area is titled 'contoso - Firewalls and virtual networks' and includes 'Save' and 'Discard' buttons. It features the following sections:

- Allow access from:** Radio buttons for 'All networks' and 'Selected networks' (selected). A link 'Learn more' is provided.
- Virtual networks:** A section to 'Secure your storage account with virtual networks.' with links to 'Add existing virtual network' and 'Add new virtual network'.
- Table of Virtual Networks:**

VIRTUAL NETWORK	SUBNET	ADDRESS RANGE	ENDPOINT STATUS	RESOURCE GROUP	SUBSCRIPTION
▼ VNet1	1	10.2.0.0/16		DemoRG	Production subscrip... ..
	Prod	10.2.0.0/24	✓ Enabled	DemoRG	Production subscrip... ..
- Firewall:** A section to 'Add IP ranges to allow access from the internet or your on-premises networks.' with a link 'Learn more'. It includes an 'ADDRESS RANGE' input field with a placeholder 'IP address or CIDR'.
- Exceptions:** A section with three checkboxes:
 - ☐ Allow trusted Microsoft services to access this storage account ⓘ
 - ☐ Allow read access to storage logging from any network.
 - ☐ Allow read access to storage metrics from any network.

Use the drop-down menus to select the answer choice that completes each statement based on the information presented in the graphic.

NOTE: Each correct selection is worth one point.

Hot Area:

Answer Area

The virtual machines on the 10.2.9.0/24 subnet will have network connectivity to the file shares in the storage account [answer choice].

- always
- during a backup
- never

Azure Backup will be able to back up the unmanaged hard disks of the virtual machines in the storage account [answer choice].

- always
- during a backup
- never

Correct Answer:

Answer Area

The virtual machines on the 10.2.9.0/24 subnet will have network connectivity to the file shares in the storage account [answer choice].

- always
- during a backup
- never

Azure Backup will be able to back up the unmanaged hard disks of the virtual machines in the storage account [answer choice].

- always
- during a backup
- never

Section: [none]

Explanation

Explanation/Reference:

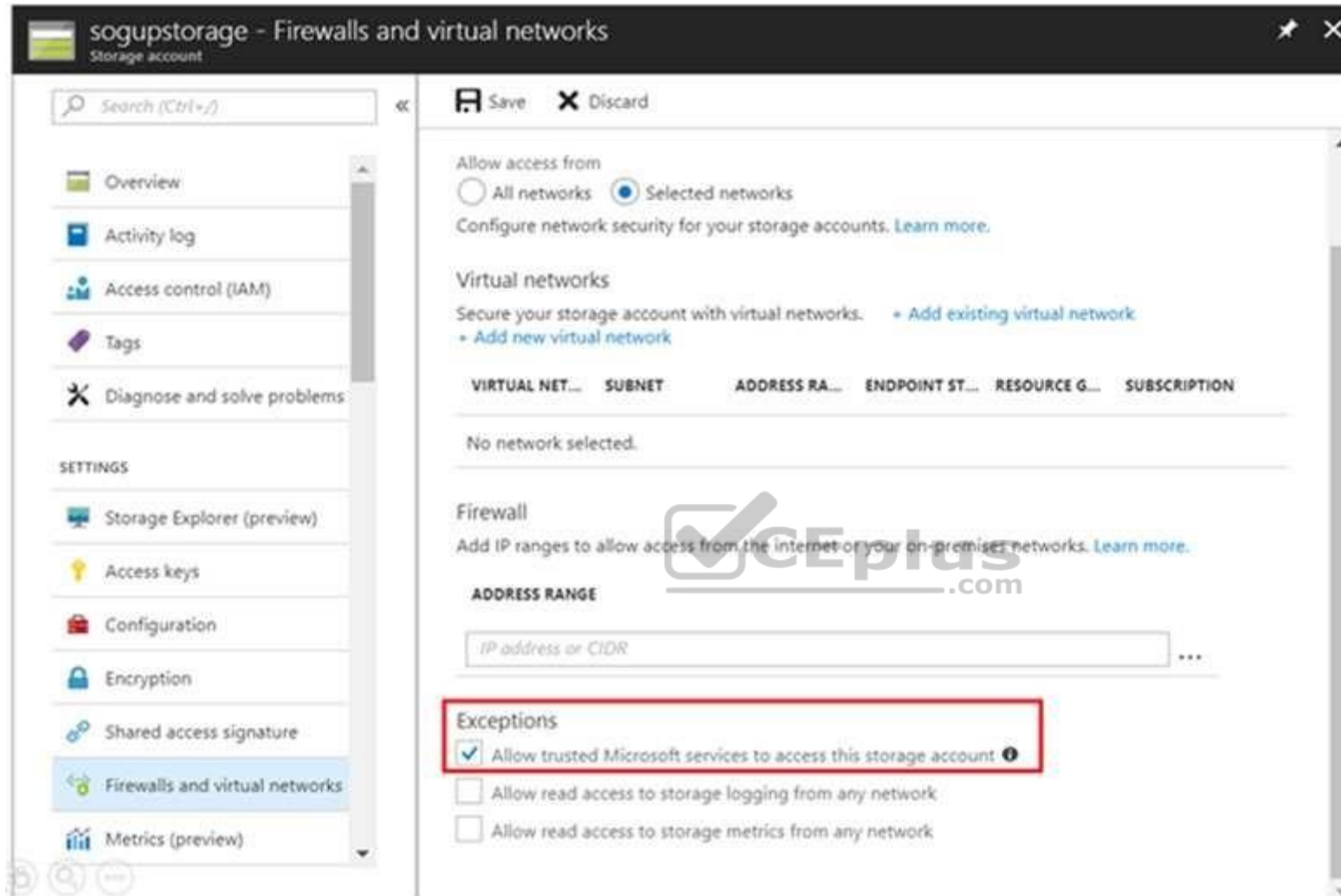
Explanation:

Box 1: always

Endpoint status is enabled.

Box 2: Never

After you configure firewall and virtual network settings for your storage account, select Allow trusted Microsoft services to access this storage account as an exception to enable Azure Backup service to access the network restricted storage account.



Reference: <https://docs.microsoft.com/en-us/azure/storage/files/storage-how-to-use-files-windows> <https://azure.microsoft.com/en-us/blog/azure-backup-now-supports-storage-accounts-secured-with-azure-storage-firewalls-and-virtual-networks/>

QUESTION 18

You plan to use the Azure Import/Export service to copy files to a storage account.

Which two files should you create before you prepare the drives for the import job? Each correct answer presents part of the solution.

<https://vceplus.com/>

NOTE: Each correct selection is worth one point.

- A. a dataset CSV file
- B. an XML manifest file
- C. a driveset CSV file
- D. a PowerShell PS1 file
- E. a JSON configuration file

Correct Answer: AC

Section: [none]

Explanation

Explanation/Reference:

Explanation:

A: Modify the dataset.csv file in the root folder where the tool resides. Depending on whether you want to import a file or folder or both, add entries in the dataset.csv file

C: Modify the driveset.csv file in the root folder where the tool resides.

References: <https://docs.microsoft.com/en-us/azure/storage/common/storage-import-export-data-to-files>

QUESTION 19

You create an Azure Storage account named contosostorage.

You plan to create a file share named data.

Users need to map a drive to the data file share from home computers that run Windows 10.

Which outbound port should you open between the home computers and the data file share?

- A. 80
- B. 443
- C. 445
- D. 3389

Correct Answer: C

Section: [none]

Explanation

Explanation/Reference:

Explanation:

Ensure port 445 is open: The SMB protocol requires TCP port 445 to be open; connections will fail if port 445 is blocked.

References: <https://docs.microsoft.com/en-us/azure/storage/files/storage-how-to-use-files-windows>

QUESTION 20

You have a virtual network named VNet1 as shown in the **exhibit**. (Click the Exhibit tab.)





Refresh Move Delete

Resource group (change)
Production

Location
West US

Subscription (change)
Production subscription

Subscription ID
14d26092-8e42-4ea7-b770-9dcef70fb1ea

Tags (change)
Click here to add tags

Address space
10.2.0.0/16

DNS servers
Azure provided DNS service

Connected devices

Search connected devices

DEVICE	TYPE	IP ADDRESS	SUBNET
No results.			

No devices are connected to VNet1.

You plan to peer VNet1 to another virtual network named VNet2 in the same region. VNet2 has an address space of 10.2.0.0/16.

You need to create the peering.

What should you do first?

- A. Add a gateway subnet to VNet1.
- B. Create a subnet on VNet1 and VNet2
- C. Modify the address space of VNet1

D. Configure a service endpoint on VNet2

Correct Answer: C

Section: [none]

Explanation

Explanation/Reference:

Explanation:

The virtual networks you peer must have non-overlapping IP address spaces. The exhibit indicates that VNet1 has an address space of 10.2.0.0/16, which is the same as VNet2, and thus overlaps. We need to change the address space for VNet1.

References: <https://docs.microsoft.com/en-us/azure/virtual-network/virtual-network-manage-peering#requirements-and-constraints>

QUESTION 21

SIMULATION

Click to expand each objective. To connect to the Azure portal, type <https://portal.azure.com> in the browser address bar.





Sign in to Microsoft Azu X + v

← → ↻ 🏠 🔒 https://login.microsoftonline.com/common/oauth2/authorize?resource=https%3a%2f%2fmsi... ☆ ☆ ⌂

ⓘ This site uses cookies for analytics, personalized content and ads. By continuing to browse this site, you agree to this use.

Microsoft Azure

 Microsoft 

Sign in

to continue to Microsoft Azure

Email, phone, or Skype

Can't access your account?

No account? [Create one!](#)

Next

©2018 Microsoft Terms of use Privacy & co

<https://vceplus.com/>



<https://vceplus.com/>

Dashboard - Microsoft | <https://portal.azure.com/#@pbtexamssponsoroutlook.onmicrosoft.com/dashboard/private/8>

Microsoft Azure Search resources, services, and docs User1-7523691@Exa

Dashboard

All resources

Azure getting started made easy!

Launch an app of your choice on Azure in a few quick steps

Create DevOps Project

Quickstarts + tutorials

- Windows Virtual Machines** Provision Windows Server, SQL Server, SharePoint VMs
- Linux Virtual Machines** Provision Ubuntu, Red Hat, CentOS, SUSE, CoreOS VMs
- App Service** Create Web Apps using .NET, Java, Node.js, Python, PHP

www.vceplus.com - Free Questions & Answers - Online Courses - Convert VCE to PDF - VCEplus.com

<https://vceplus.com/>



<https://vceplus.com/>

[Home](#) > [Storage accounts](#) > Create storage account

Create storage account

✓ Validation passed

[Basics](#) [Advanced](#) [Tags](#) [Review + create](#)

BASICS

Subscription	Microsoft AZ-100 5
Resource group	corpdatalod7523690
Location	East US
Storage account name	corpdata7523690n1
Deployment model	Resource manager
Account kind	StorageV2 (general purpose v2)
Replication	Read-access geo-redundant storage (RA-GRS)
Performance	Standard
Access tier (default)	Hot

ADVANCED

Secure transfer required	Enabled
Hierarchical namespace	Disabled

Create

Previous

Next

[Download a template for automation](#)

[Home](#) > [Storage accounts](#) > Create storage account

Create storage account

*** Submitting deployment...

Submitting the deployment template for resource 'corpdatalod7523690'.

[Basics](#) [Advanced](#) [Tags](#) [Review + create](#)

BASICS

Subscription	Microsoft AZ-100 5
Resource group	corpdatalod7523690
Location	East US
Storage account name	corpdata7523690n1
Deployment model	Resource manager
Account kind	StorageV2 (general purpose v2)
Replication	Read-access geo-redundant storage (RA-GRS)
Performance	Standard
Access tier (default)	Hot

ADVANCED

Secure transfer required	Enabled
Hierarchical namespace	Disabled

<https://vceplus.com/>

<https://vceplus.com/>




[Home](#) > [Microsoft.StorageAccount-20181011170335](#) - Overview

Microsoft.StorageAccount-20181011170335 - Overview

Deployment

 Delete
  Cancel
  Redeploy
  Refresh

 Overview

 Outputs

 Inputs

 Template

... Your deployment is underway

Check the status of your deployment, manage resources, or troubleshoot deployment issues. Pin this page to your dashboard to easily find it next time.



Deployment

name: Microsoft.StorageAccount-20181011170335

Subscription: [Microsoft AZ-100 5](#)

Resource group: [corpdata1od7523690](#)

DEPLOYMENT DETAILS [\(Download\)](#)

Start time: 10/11/2018 5:04:06 PM


Duration: 17 seconds

Correlation ID: bd0806a4-d1bd-42db-be6b-55e0ec38f49b

RESOURCE	TYPE	STATUS	OPERATI...
----------	------	--------	------------

No results.

Create a virtual machine

 Validation failed. Required information is missing or not valid.

[Basics](#) •
 [Disks](#)
[Networking](#)
[Management](#)
[Guest config](#)
[Tags](#)
[Review + create](#)

PRODUCT DETAILS

Ubuntu Server 18.04 LTS

by Canonical

[Terms of use](#) | [Privacy policy](#)

Pricing not available for this offering

View [Pricing details](#) for more information.

Standard D2s v3

by Microsoft

[Terms of use](#) | [Privacy policy](#)

Subscription credits apply ⓘ

0.0960 USD/hr

[Pricing for other VM sizes](#)

TERMS

By clicking "Create", I (a) agree to the legal terms and privacy statement(s) associated with the Marketplace offering(s) listed above; (b) authorize Microsoft to bill my current payment method for the fees associated with the offering(s), with the same billing frequency as my Azure subscription; and (c) agree that Microsoft may share my contact, usage and transactional information with the provider(s) of the offering(s) for support, billing and other transactional activities. Microsoft does not provide rights for third-party offerings. See the [Azure Marketplace Terms](#) for additional details.

When you are finished performing all the tasks, click the 'Next' button.

Note that you cannot return to the lab once you click the 'Next' button. Scoring occurs in the background while you complete the rest of the exam.

Overview

The following section of the exam is a lab. In this section, you will perform a set of tasks in a live environment. While most functionality will be available to you as it would be in a live environment, some functionality (e.g., copy and paste, ability to navigate to external websites) will not be possible by design.

Scoring is based on the outcome of performing the tasks stated in the lab. In other words, it doesn't matter how you accomplish the task, if you successfully perform it, you will earn credit for that task.

Labs are not timed separately, and this exam may have more than one lab that you must complete. You can use as much time as you would like to complete each lab. But, you should manage your time appropriately to ensure that you are able to complete the lab(s) and all other sections of the exam in the time provided.

Please note that once you submit your work by clicking the Next button within a lab, you will NOT be able to return to the lab.

To start the lab

You may start the lab by clicking the Next button.

You plan to host several secured websites on Web01.

You need to allow HTTPS over TCP port 443 to Web01 and to prevent HTTP over TCP port 80 to Web01.

What should you do from the Azure portal?

Correct Answer: See explanation below.

Section: [none]

Explanation

Explanation/Reference:

Explanation:

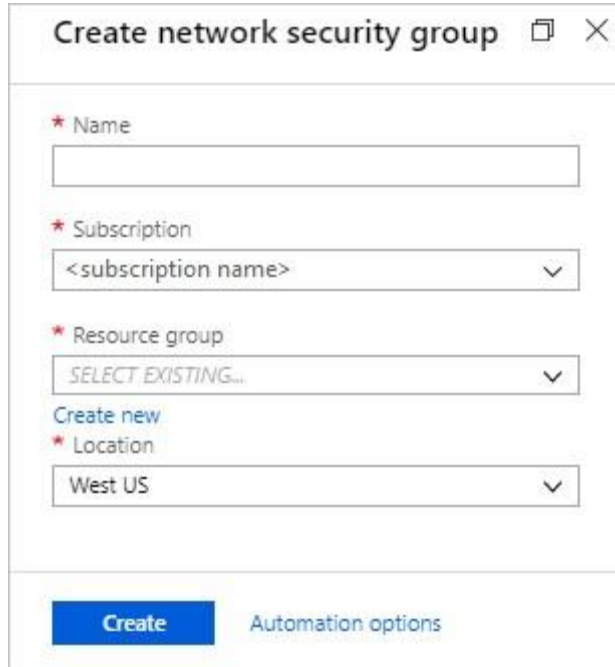
You can filter network traffic to and from Azure resources in an Azure virtual network with a network security group. A network security group contains security rules that allow or deny inbound network traffic to, or outbound network traffic from, several types of Azure resources.

A network security group contains security rules that allow or deny inbound network traffic to, or outbound network traffic from, several types of Azure resources.

Step A: Create a network security group

A1. Search for and select the resource group for the VM, choose Add, then search for and select Network security group.

A2. Select Create.



The Create network security group window opens.

A3. Create a network security group

Enter a name for your network security group.

Select or create a resource group, then select a location.

A4. Select Create to create the network security group.

Step B: Create an inbound security rule to allow HTTPS over TCP port 443

B1. Select your new network security group.

B2. Select Inbound security rules, then select Add.

B3. Add inbound rule

B4. Select Advanced.

From the drop-down menu, select HTTPS.

You can also verify by clicking Custom and selecting TCP port, and 443.

B5. Select Add to create the rule.

Repeat step B2-B5 to deny TCP port 80

B6. Select Inbound security rules, then select Add.

B7. Add inbound rule

B8. Select Advanced.

Clicking Custom and selecting TCP port, and 80.

B9. Select Deny.

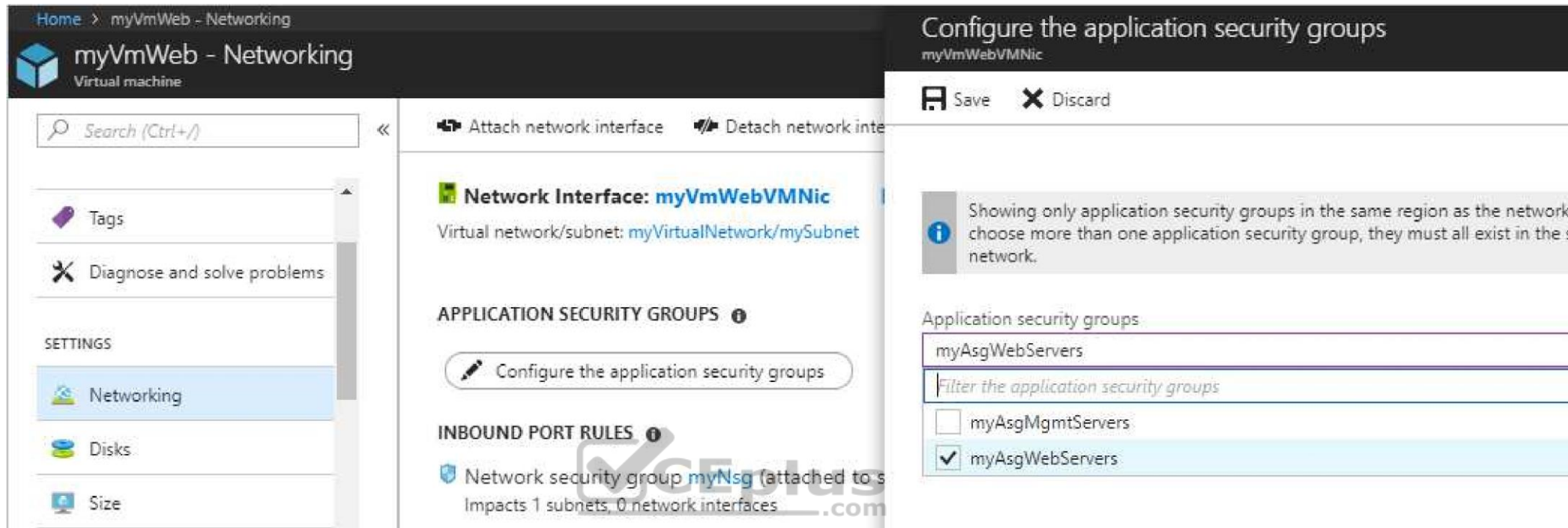
Step C: Associate your network security group with a subnet

Your final step is to associate your network security group with a subnet or a specific network interface.

C1. In the Search resources, services, and docs box at the top of the portal, begin typing Web01. When the Web01 VM appears in the search results, select it.

C2. Under SETTINGS, select Networking. Select Configure the application security groups, select the Security Group you created in Step A, and then select Save, as shown in the following picture:





The screenshot displays the Azure portal interface for configuring a virtual machine's network settings. The main pane shows the 'myVmWeb - Networking' page for a virtual machine named 'myVmWebVMNic'. It lists the network interface and the associated virtual network/subnet. Under the 'APPLICATION SECURITY GROUPS' section, there is a button to 'Configure the application security groups'. An 'INBOUND PORT RULES' section is also visible, showing a network security group 'myNsg' attached to the interface.

An overlay window titled 'Configure the application security groups' is shown in the foreground. It has 'Save' and 'Discard' buttons at the top. A message states: 'Showing only application security groups in the same region as the network. choose more than one application security group, they must all exist in the network.' Below this, a list of application security groups is displayed: 'myAsgWebServers' (selected with a checkmark) and 'myAsgMgmtServers' (not selected). A filter input field is also present.

References:

<https://docs.microsoft.com/en-us/azure/virtual-network/tutorial-filter-network-traffic>

QUESTION 22

SIMULATION



Click to expand each objective. To connect to the Azure portal, type <https://portal.azure.com> in the browser address bar.

Sign in to Microsoft Azu X + v

← → ↻ 🏠 🔒 https://login.microsoftonline.com/common/oauth2/authorize?resource=https%3a%2f%2fmsi ☆ ☆ ⌂

ⓘ This site uses cookies for analytics, personalized content and ads. By continuing to browse this site, you agree to this use.

Microsoft Azure

 Microsoft 

Sign in

to continue to Microsoft Azure

Email, phone, or Skype

Can't access your account?

No account? [Create one!](#)

Next

©2018 Microsoft Terms of use Privacy & co

<https://vceplus.com/>



<https://vceplus.com/>

Dashboard - Microsoft, X +

https://portal.azure.com/#@pbtexamsponsoroutlook.onmicrosoft.com/dashboard/private/8

Microsoft Azure Search resources, services, and docs User1-7523691@Exa

Dashboard

All resources

Azure getting started made easy!

Launch an app of your choice on Azure in a few quick steps

Create DevOps Project

Quickstarts + tutorials

- Windows Virtual Machines Provision Windows Server, SQL Server, SharePoint VMs
- Linux Virtual Machines Provision Ubuntu, Red Hat, CentOS, SUSE, CoreOS VMs
- App Service Create Web Apps using .NET, Java, Node.js, Python, PHP
- Functions Process events with a serverless code architecture

CEplus.com

www.vceplus.com - Free Questions & Answers - Online Courses - Convert VCE to PDF - VCEplus.com

<https://vceplus.com/>



<https://vceplus.com/>

[Home](#) > [Storage accounts](#) > Create storage account

Create storage account

✓ Validation passed

[Basics](#) [Advanced](#) [Tags](#) [Review + create](#)

BASICS

Subscription	Microsoft AZ-100 5
Resource group	corpdata7523690
Location	East US
Storage account name	corpdata7523690n1
Deployment model	Resource manager
Account kind	StorageV2 (general purpose v2)
Replication	Read-access geo-redundant storage (RA-GRS)
Performance	Standard
Access tier (default)	Hot

ADVANCED

Secure transfer required	Enabled
Hierarchical namespace	Disabled

Create

Previous

Next

[Download a template for automation](#)

[Home](#) > [Storage accounts](#) > Create storage account

Create storage account

*** Submitting deployment...

Submitting the deployment template for resource 'corpdatalod7523690'.

[Basics](#) [Advanced](#) [Tags](#) [Review + create](#)

BASICS

Subscription	Microsoft AZ-100 5
Resource group	corpdatalod7523690
Location	East US
Storage account name	corpdata7523690n1
Deployment model	Resource manager
Account kind	StorageV2 (general purpose v2)
Replication	Read-access geo-redundant storage (RA-GRS)
Performance	Standard
Access tier (default)	Hot

ADVANCED

Secure transfer required	Enabled
Hierarchical namespace	Disabled

<https://vceplus.com/>

<https://vceplus.com/>



[Home](#) > [Microsoft.StorageAccount-20181011170335](#) - Overview

Microsoft.StorageAccount-20181011170335 - Overview

Deployment

 Delete
  Cancel
  Redeploy
  Refresh

 Overview

 Outputs

 Inputs

 Template

... Your deployment is underway

Check the status of your deployment, manage resources, or troubleshoot deployment issues. Pin this page to your dashboard to easily find it next time.



Deployment

name: Microsoft.StorageAccount-20181011170335

Subscription: [Microsoft AZ-100 5](#)

Resource group: [corpdata1od7523690](#)

DEPLOYMENT DETAILS [\(Download\)](#)

Start time: 10/11/2018 5:04:06 PM


Duration: 17 seconds

Correlation ID: bd0806a4-d1bd-42db-be6b-55e0ec38f49b

RESOURCE	TYPE	STATUS	OPERATI...
----------	------	--------	------------

No results.

Create a virtual machine

 Validation failed. Required information is missing or not valid.

[Basics](#) •
 [Disks](#)
[Networking](#)
[Management](#)
[Guest config](#)
[Tags](#)
[Review + create](#)

PRODUCT DETAILS

Ubuntu Server 18.04 LTS

by Canonical

[Terms of use](#) | [Privacy policy](#)

Pricing not available for this offering

View [Pricing details](#) for more information.

Standard D2s v3

by Microsoft

[Terms of use](#) | [Privacy policy](#)

Subscription credits apply ⓘ

0.0960 USD/hr

[Pricing for other VM sizes](#)

TERMS

By clicking "Create", I (a) agree to the legal terms and privacy statement(s) associated with the Marketplace offering(s) listed above; (b) authorize Microsoft to bill my current payment method for the fees associated with the offering(s), with the same billing frequency as my Azure subscription; and (c) agree that Microsoft may share my contact, usage and transactional information with the provider(s) of the offering(s) for support, billing and other transactional activities. Microsoft does not provide rights for third-party offerings. See the [Azure Marketplace Terms](#) for additional details.

When you are finished performing all the tasks, click the 'Next' button.

Note that you cannot return to the lab once you click the 'Next' button. Scoring occurs in the background while you complete the rest of the exam.

Overview

The following section of the exam is a lab. In this section, you will perform a set of tasks in a live environment. While most functionality will be available to you as it would be in a live environment, some functionality (e.g., copy and paste, ability to navigate to external websites) will not be possible by design.

Scoring is based on the outcome of performing the tasks stated in the lab. In other words, it doesn't matter how you accomplish the task, if you successfully perform it, you will earn credit for that task.

Labs are not timed separately, and this exam may have more than one lab that you must complete. You can use as much time as you would like to complete each lab. But, you should manage your time appropriately to ensure that you are able to complete the lab(s) and all other sections of the exam in the time provided.

Please note that once you submit your work by clicking the Next button within a lab, you will NOT be able to return to the lab.

To start the lab

You may start the lab by clicking the Next button.

Your on-premises network uses an IP address range of 131.107.2.0 to 131.107.2.255.

You need to ensure that only devices from the on-premises network can connect to the rg1lod8322490n1 storage account.

What should you do from the Azure portal?

Correct Answer: See solution below.

Section: [none]

Explanation

Explanation/Reference:

Explanation:

Step 1: Navigate to the rg1lod8322490n1 storage account.

Step 2: Click on the settings menu called Firewalls and virtual networks.

Step 3: Ensure that you have elected to allow access from 'Selected networks'.

Step 4: To grant access to an internet IP range, enter the address range of 131.107.2.0 to 131.107.2.255 (in CIDR format) under Firewall, Address Ranges.

References:

<https://docs.microsoft.com/en-us/azure/storage/common/storage-network-security>

<https://vceplus.com/>

QUESTION 23

You have an Azure tenant that contains two subscriptions named Subscription1 and Subscription2.

In Subscription1, you deploy a virtual machine named Server1 that runs Windows Server 2016. Server1 uses managed disks.

You need to move Server1 to Subscription2. The solution must minimize administration effort.

What should you do first?



<https://vceplus.com/>



- A. Create a new virtual machine in Subscription2
- B. In Subscription2, create a copy of the virtual disk
- C. Create a snapshot of the virtual disk
- D. From Azure PowerShell, run the Move-AzureRmResource cmdlet

Correct Answer: D

Section: [none]

Explanation

Explanation/Reference:

Explanation:

To move existing resources to another resource group or subscription, use the Move-AzureRmResource cmdlet.

References: <https://docs.microsoft.com/en-in/azure/azure-resource-manager/resource-group-move-resources#move-resources>

QUESTION 24

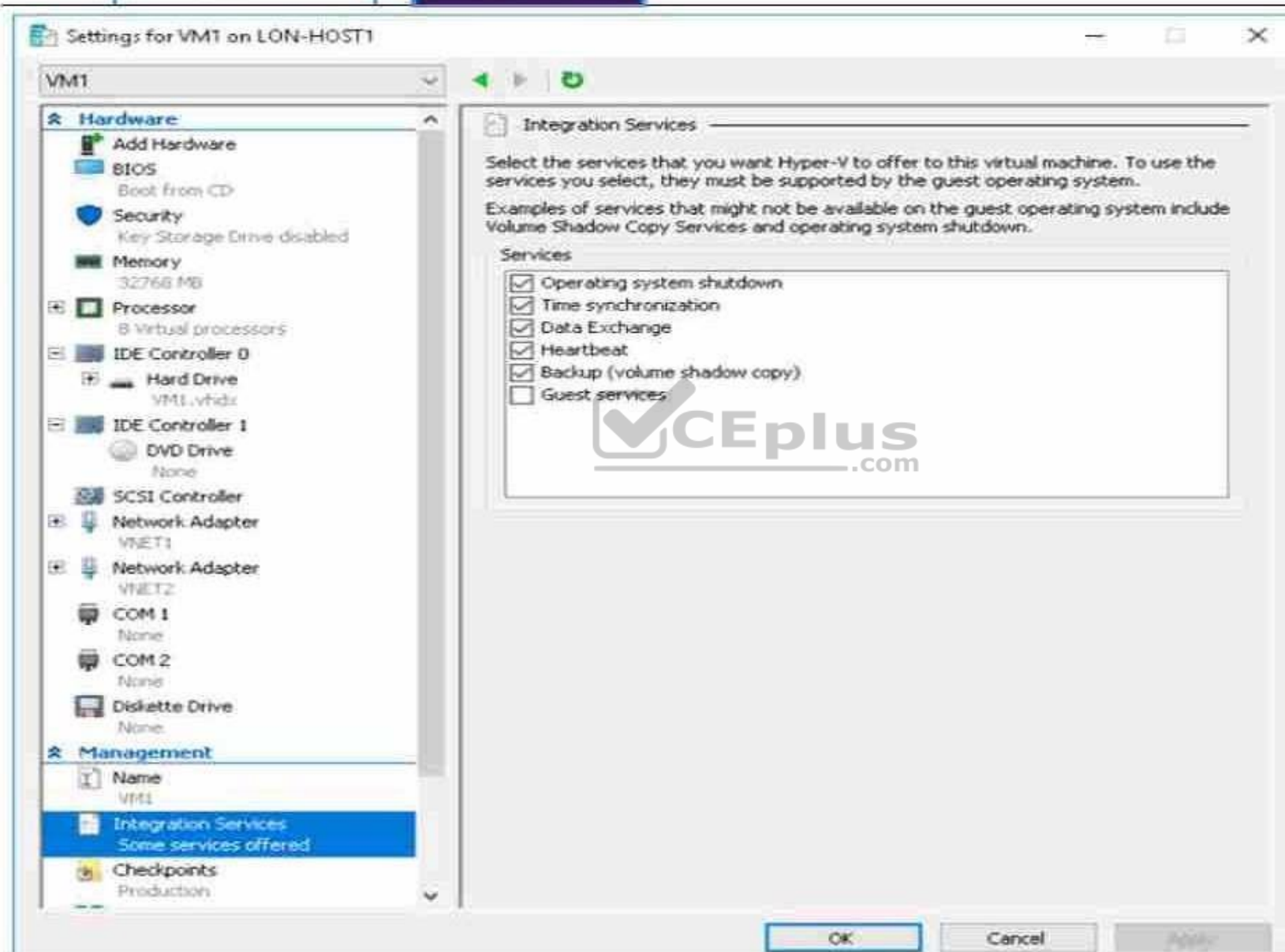
You have an Azure subscription.

You have an on-premises virtual machine named VM1. The settings for VM1 are shown in the exhibit. (Click the **Exhibit** tab.)

<https://vceplus.com/>

Question

Exhibit



<https://vceplus.com/>

You need to ensure that you can use the disks attached to VM1 as a template for Azure virtual machines.

What should you modify on VM1?

- A. the processor
- B. the memory
- C. Integration Services
- D. the hard drive
- E. the network adapters

Correct Answer: D

Section: [none]

Explanation

Explanation/Reference:

Explanation:

From the exhibit we see that the disk is in the VHDX format.

Before you upload a Windows virtual machines (VM) from on-premises to Microsoft Azure, you must prepare the virtual hard disk (VHD or VHDX). Azure supports only generation 1 VMs that are in the VHD file format and have a fixed sized disk. The maximum size allowed for the VHD is 1,023 GB. You can convert a generation 1 VM from the VHDX file system to VHD and from a dynamically expanding disk to fixed-sized.

References: <https://docs.microsoft.com/en-us/azure/virtual-machines/windows/prepare-for-upload-vhd-image?toc=azure> virtual-machines windows toc.json

QUESTION 25

You have an Azure policy as shown in the following exhibit.

SCOPE

* Scope (Learn more about setting the scope)

Subscription 1

Exclusions

Subscription 1/ContosoRG1

BASICS

* Policy definition

Not allowed resource types

* Assignment name ⓘ

Not allowed resource types

Assignment ID

/subscriptions/5eb8d0b6-ce3b-4ce0-a631-9f5321bedabb/providers/Microsoft.Authorization/policyAssignments/0e6fb866bf854f54accae2a9

Description

Assigned by

admin1@contoso.com

PARAMETERS

* Not allowed resource types ⓘ

Microsoft.Sql/servers

What is the effect of the policy?

- A. You can create Azure SQL servers in any resource group within Subscription 1.
- B. You can create Azure SQL servers in ContosoRG1 only.
- C. You are prevented from creating Azure SQL Servers in ContosoRG1 only.
- D. You are prevented from creating Azure SQL servers anywhere in Subscription 1.

Correct Answer: B

Section: [none]

Explanation

Explanation/Reference:

Explanation:

You are prevented from creating Azure SQL servers anywhere in Subscription 1 with the exception of ContosoRG1

QUESTION 26

DRAG DROP

You have an Azure subscription that is used by four departments in your company. The subscription contains 10 resource groups. Each department uses resources in several resource groups.

You need to send a report to the finance department. The report must detail the costs for each department.

Which three actions should you perform in sequence? To answer, move the appropriate actions from the list of actions to the answer area and arrange them in the correct order.

Select and Place:

Actions		Answer Area
Open the Resource costs blade of each resource group.	<div style="display: flex; flex-direction: column; align-items: center;"> <div style="margin-bottom: 10px;">➤</div> <div style="margin-bottom: 10px;">➤</div> <div style="margin-bottom: 10px;">➤</div> <div style="margin-bottom: 10px;">➤</div> <div style="margin-bottom: 10px;">➤</div> </div>	<div style="display: flex; flex-direction: column; align-items: center;"> <div style="margin-bottom: 10px;">⬆</div> <div style="margin-bottom: 10px;">⬆</div> <div style="margin-bottom: 10px;">⬆</div> <div style="margin-bottom: 10px;">⬆</div> <div style="margin-bottom: 10px;">⬆</div> </div>
From the Cost analysis blade, filter the view by tag.		
Assign a tag to each resource.		
Assign a tag to each resource group.		
Download the usage report.		

Correct Answer:



Section: [none]

Explanation

Explanation/Reference:

Explanation:

Box 1: Assign a tag to each resource.

You apply tags to your Azure resources giving metadata to logically organize them into a taxonomy. After you apply tags, you can retrieve all the resources in your subscription with that tag name and value. Each resource or resource group can have a maximum of 15 tag name/value pairs. Tags applied to the resource group are not inherited by the resources in that resource group.

Box 2: From the Cost analysis blade, filter the view by tag

After you get your services running, regularly check how much they're costing you. You can see the current spend and burn rate in Azure portal.

1. Visit the Subscriptions blade in Azure portal and select a subscription. 1. You should see the cost breakdown and burn rate in the popup blade.
2. Click Cost analysis in the list to the left to see the cost breakdown by resource. Wait 24 hours after you add a service for the data to populate.
3. You can filter by different properties like tags, resource group, and timespan. Click Apply to confirm the filters and Download if you want to export the view to a Comma-Separated Values (.csv) file.

Box 3: Download the usage report

References: <https://docs.microsoft.com/en-us/azure/azure-resource-manager/resource-group-using-tags> <https://docs.microsoft.com/en-us/azure/billing/billing-getting-started>

QUESTION 27

You have an Azure subscription that contains two storage accounts named storagecontoso1 and storagecontoso2. Each storage account contains a queue service, a table service, and a blob service.

You develop two apps named App1 and App2. You need to configure the apps to store different types of data to all the storage services on both the storage accounts.

<https://vceplus.com/>

How many endpoints should you configure for each app?



<https://vceplus.com/>

- A. 2
- B. 3
- C. 6
- D. 12

Correct Answer: A

Section: [none]

Explanation

Explanation/Reference:

Explanation:

Each app needs a service endpoint in each Storage Account.

References: <https://docs.microsoft.com/en-us/azure/storage/common/storage-network-security>

QUESTION 28

SIMULATION

Click to expand each objective. To connect to the Azure portal, type <https://portal.azure.com> in the browser address bar.





<https://vceplus.com/>

Sign in to Microsoft Azu X + v

← → ↻ 🏠 <https://login.microsoftonline.com/common/oauth2/authorize?resource=https%3a%2f%2fms> ☆ ☆

ⓘ This site uses cookies for analytics, personalized content and ads. By continuing to browse this site, you agree to this use.

Microsoft Azure

 Microsoft 

Sign in

to continue to Microsoft Azure

Email, phone, or Skype

Can't access your account?

No account? [Create one!](#)

Next

©2018 Microsoft Terms of use Privacy & co

<https://vceplus.com/>



<https://vceplus.com/>

Dashboard - Microsoft, X +


← → ↻ 🏠 <https://portal.azure.com/#@pbtexamsponsoroutlook.onmicrosoft.com/dashboard/private/8> ☆ ☆

Microsoft Azure 🔍 Search resources, services, and docs > 📄 🔔 ⚙️ ? 😊 User1-752

«


Dashboard ▾ + ↕ ⏴ ⏵ ✎ 📄 🗑️

All resources





Azure getting started made easy


Launch an app of on Azure in a few

 [Create DevOp](#)

Quickstarts + tutorials

 **Windows Virtual Machines** 📄
Provision Windows Server, SQL Server, Sha

 **Linux Virtual Machines** 📄
Provision Ubuntu, Red Hat, CentOS, SUSE,

 **App Service** 📄
Create Web Apps using .NET, Java, Node.js

Left sidebar:

- + Create a resource
- ☰ All services
- ★ FAVORITES
- 📊 Dashboard
- 📄 All resources
- 📁 Resource groups
- 🌐 App Services
- ⚡ Function Apps
- 🗄️ SQL databases
- 🌌 Azure Cosmos DB
- 💻 Virtual machines
- ⚙️ Load balancers
- 📁 Storage accounts
- 🌐 Virtual networks
- 👤 Azure Active Directory

<https://vceplus.com/>



<https://vceplus.com/>

[Home](#) > [Storage accounts](#) > Create storage account

Create storage account

✓ Validation passed

[Basics](#) [Advanced](#) [Tags](#) [Review + create](#)

BASICS

Subscription	Microsoft AZ-100 5
Resource group	corpdata7523690
Location	East US
Storage account name	corpdata7523690n1
Deployment model	Resource manager
Account kind	StorageV2 (general purpose v2)
Replication	Read-access geo-redundant storage (RA-GRS)
Performance	Standard
Access tier (default)	Hot

ADVANCED

Secure transfer required	Enabled
Hierarchical namespace	Disabled

Create

Previous

Next

[Download a template for automation](#)

[Home](#) > [Storage accounts](#) > Create storage account

Create storage account

*** Submitting deployment...

Submitting the deployment template for resource 'corpdatalod7523690'.

[Basics](#) [Advanced](#) [Tags](#) [Review + create](#)

BASICS

Subscription	Microsoft AZ-100 5
Resource group	corpdatalod7523690
Location	East US
Storage account name	corpdata7523690n1
Deployment model	Resource manager
Account kind	StorageV2 (general purpose v2)
Replication	Read-access geo-redundant storage (RA-GRS)
Performance	Standard
Access tier (default)	Hot

ADVANCED

Secure transfer required	Enabled
Hierarchical namespace	Disabled

<https://vceplus.com/>

<https://vceplus.com/>




[Home](#) > [Microsoft.StorageAccount-20181011170335](#) - Overview

Microsoft.StorageAccount-20181011170335 - Overview

Deployment

 Delete  Cancel  Redeploy  Refresh

 Overview

 Outputs

 Inputs

 Template

... Your deployment is underway

Check the status of your deployment, manage resources, or troubleshoot deployment issues. Pin this page to your dashboard to easily find it next time.



Deployment

name: Microsoft.StorageAccount-20181011170335

Subscription: [Microsoft AZ-100 5](#)

Resource group: [corpdata1od7523690](#)

DEPLOYMENT DETAILS [\(Download\)](#)

Start time: 10/11/2018 5:04:06 PM


Duration: 17 seconds

Correlation ID: bd0806a4-d1bd-42db-be6b-55e0ec38f49b

RESOURCE	TYPE	STATUS	OPERATI...
----------	------	--------	------------

No results.

Create a virtual machine

 Validation failed. Required information is missing or not valid.

[Basics](#) •
 [Disks](#)
[Networking](#)
[Management](#)
[Guest config](#)
[Tags](#)
[Review + create](#)

PRODUCT DETAILS

Ubuntu Server 18.04 LTS

by Canonical

[Terms of use](#) | [Privacy policy](#)

Pricing not available for this offering

View [Pricing details](#) for more information.

Standard D2s v3

by Microsoft

[Terms of use](#) | [Privacy policy](#)

Subscription credits apply ⓘ

0.0960 USD/hr

[Pricing for other VM sizes](#)

TERMS

By clicking "Create", I (a) agree to the legal terms and privacy statement(s) associated with the Marketplace offering(s) listed above; (b) authorize Microsoft to bill my current payment method for the fees associated with the offering(s), with the same billing frequency as my Azure subscription; and (c) agree that Microsoft may share my contact, usage and transactional information with the provider(s) of the offering(s) for support, billing and other transactional activities. Microsoft does not provide rights for third-party offerings. See the [Azure Marketplace Terms](#) for additional details.

When you are finished performing all the tasks, click the 'Next' button.

Note that you cannot return to the lab once you click the 'Next' button. Scoring occurs in the background while you complete the rest of the exam.

Overview

The following section of the exam is a lab. In this section, you will perform a set of tasks in a live environment. While most functionality will be available to you as it would be in a live environment, some functionality (e.g., copy and paste, ability to navigate to external websites) will not be possible by design.

Scoring is based on the outcome of performing the tasks stated in the lab. In other words, it doesn't matter how you accomplish the task, if you successfully perform it, you will earn credit for that task.

Labs are not timed separately, and this exam may have more than one lab that you must complete. You can use as much time as you would like to complete each lab. But, you should manage your time appropriately to ensure that you are able to complete the lab(s) and all other sections of the exam in the time provided.

Please note that once you submit your work by clicking the Next button within a lab, you will NOT be able to return to the lab.

To start the lab

You may start the lab by clicking the Next button.

You plan to create 100 Azure virtual machines on each of the following three virtual networks:

- VNET1005a
- VNET1005b - VNET1005c

All the network traffic between the three virtual networks will be routed through VNET1005a.

You need to create the virtual networks, and then to ensure that all the Azure virtual machines can connect to other virtual machines by using their private IP address. The solutions must **NOT** require any virtual gateways and must minimize the number of peerings.

What should you do from the Azure portal before you configuring IP routing?

Correct Answer: See solution below.

Section: [none]

Explanation

Explanation/Reference:

Explanation:

Step 1: Click Create a resource in the portal.

Step 2: Enter Virtual network in the Search the Marketplace box at the top of the New pane that appears. Click Virtual network when it appears in the search results.

<https://vceplus.com/>

Step 3: Select Classic in the Select a deployment model box in the Virtual Network pane that appears, then click Create.

Step 4: Enter the following values on the Create virtual network (classic) pane and then click Create:

Name: VNET1005a

Address space: 10.0.0.0/16

Subnet name: subnet0

Resource group: Create new

Subnet address range: 10.0.0.0/24

Subscription and location: Select your subscription and location.

Step 5: Repeat steps 3-5 for VNET1005b (10.1.0.0/16, 10.1.0.0/24), and for VNET1005c 10.2.0.0/16, 10.2.0.0/24).

References: <https://docs.microsoft.com/en-us/azure/virtual-network/create-virtual-network-classic>

QUESTION 29

You have an Azure subscription that contains three virtual networks named VNet1, VNet2, and VNet3. VNet2 contains a virtual appliance named VM2 that operates as a router.

You are configuring the virtual networks in a hub and spoke topology that uses VNet2 as the hub network.

You plan to configure peering between VNet1 and VNet2 and between VNet2 and VNet3.

You need to provide connectivity between VNet1 and VNet3 through VNet2.

Which two configurations should you perform? Each correct answer presents part of the solution.

NOTE: Each correct selection is worth one point.

- A. On the peering connections, allow forwarded traffic
- B. Create a route filter
- C. On the peering connections, allow gateway transit
- D. Create route tables and assign the table to subnets
- E. On the peering, use remote gateways

Correct Answer: CE

Section: [none]

Explanation

Explanation/Reference:

Explanation:

<https://vceplus.com/>

Allow gateway transit: Check this box if you have a virtual network gateway attached to this virtual network and want to allow traffic from the peered virtual network to flow through the gateway.

The peered virtual network must have the Use remote gateways checkbox checked when setting up the peering from the other virtual network to this virtual network.

References: <https://docs.microsoft.com/en-us/azure/virtual-network/virtual-network-manage-peering#requirements-and-constraints>

QUESTION 30

Note: This question is part of series of questions that present the same scenario. Each question in the series contains a unique solution that might meet the stated goals. Some question sets might have more than one correct solution, while others might not have a correct solution.

After you answer a question in this section, you will NOT be able to return to it. As a result, these questions will not appear in the review screen.

You are planning to create a virtual network that has a scale set that contains six virtual machines (VMs).

A monitoring solution on a different network will need access to the VMs inside the scale set.

You need to define public access to the VMs.

Solution: Deploy a standalone VM that has a public IP address to the virtual network.

Does the solution meet the goal?

- A. Yes
- B. No

Correct Answer: A

Section: [none]

Explanation

Explanation/Reference:

QUESTION 31

Note: This question is part of series of questions that present the same scenario. Each question in the series contains a unique solution that might meet the stated goals. Some question sets might have more than one correct solution, while others might not have a correct solution.

After you answer a question in this section, you will NOT be able to return to it. As a result, these questions will not appear in the review screen.

You are planning to create a virtual network that has a scale set that contains six virtual machines (VMs).

A monitoring solution on a different network will need access to the VMs inside the scale set.

You need to define public access to the VMs.

Solution: Implement an Azure Load Balancer.

Does the solution meet the goal?

A. Yes

B. No

Correct Answer: B

Section: [none]

Explanation

Explanation/Reference:

QUESTION 32

Note: This question is part of series of questions that present the same scenario. Each question in the series contains a unique solution that might meet the stated goals. Some question sets might have more than one correct solution, while others might not have a correct solution.

After you answer a question in this section, you will NOT be able to return to it. As a result, these questions will not appear in the review screen.

You are planning to create a virtual network that has a scale set that contains six virtual machines (VMs).

A monitoring solution on a different network will need access to the VMs inside the scale set.

You need to define public access to the VMs.

Solution: Design a scale set to automatically assign public IP addresses to all VMs.

Does the solution meet the goal?

A. Yes

B. No

Correct Answer: B

Section: [none]

Explanation

Explanation/Reference:

<https://vceplus.com/>

QUESTION 33

You have an Azure Kubernetes Service (AKS) cluster named Clus1 in a resource group named RG1.

An administrator plans to manage Clus1 from an Azure AD-joined device.

You need to ensure that the administrator can deploy the YAML application manifest file for a container application.

You install the Azure CLI on the device.

Which command should you run next?

- A. `kubectl get nodes`
- B. `az aks install-cli`
- C. `kubectl apply -f appl.yaml`
- D. `az aks get-credentials --resource-group RG1 --name Clus1`

Correct Answer: C

Section: [none]

Explanation



Explanation/Reference:

Explanation: `kubectl apply -f appl.yaml` applies a configuration change to a resource from a file or stdin.

Incorrect Answers:

A: `kubectl get nodes` gets a list of all nodes.

B: `az aks install-cli` download and install the Kubernetes command-line tool. D: `az aks get-credentials` gets access credentials for a managed Kubernetes cluster

References:

<https://kubernetes.io/docs/reference/kubectl/overview/> [https://docs.microsoft.com/en-](https://docs.microsoft.com/en-us/cli/azure/aks)

[us/cli/azure/aks](https://docs.microsoft.com/en-us/cli/azure/aks) **QUESTION 34**

Note: This question is part of series of questions that present the same scenario. Each question in the series contains a unique solution that might meet the stated goals. Some question sets might have more than one correct solution, while others might not have a correct solution.

After you answer a question in this section, you will NOT be able to return to it. As a result, these questions will not appear in the review screen.

You are planning to create a virtual network that has a scale set that contains six virtual machines (VMs).

<https://vceplus.com/>

A monitoring solution on a different network will need access to the VMs inside the scale set.

You need to define public access to the VMs.

Solution: Use Remote Desktop Protocol (RDP) to connect to the VM in the scale set.

Does the solution meet the goal?

- A. Yes
- B. No

Correct Answer: A

Section: [none]

Explanation

Explanation/Reference:

Explanation:

Instead, deploy a standalone VM that has a public IP address to the virtual network.

QUESTION 35

You have an Azure subscription that contains the virtual networks shown in the following table.

Name	Address space	Location	Number of Azure virtual machines
VNET1	10.1.0.0/16	West US	100
VNET2	172.16.0.0/16	East US	400

You need to recommend a connectivity solution that will enable the virtual machines on VNET1 and VNET2 to communicate through the Microsoft backbone infrastructure.

What should you include in the recommendation?

- A. Azure ExpressRoute
- B. peering
- C. a site-to-site VPN
- D. a point-to-site VPN

Correct Answer: B

Section: [none]

Explanation

Explanation/Reference:

Explanation:

Virtual network peering enables you to seamlessly connect Azure virtual networks. Once peered, the virtual networks appear as one, for connectivity purposes. The traffic between virtual machines in the peered virtual networks is routed through the Microsoft backbone infrastructure, much like traffic is routed between virtual machines in the same virtual network, through private IP addresses only. Azure supports:

- VNet peering - connecting VNets within the same Azure region ▪
- Global VNet peering - connecting VNets across Azure regions

References: <https://docs.microsoft.com/en-us/azure/virtual-network/virtual-network-peering-overview>

QUESTION 36

You create an Azure virtual machine named VM1 in a resource group named RG1.

You discover that VM1 performs slower than expected.

You need to capture a network trace on VM1.

What should you do?

- A. From Diagnostic settings for VM1, configure the performance counters to include network counters.
- B. From the VM1 blade, configure Connection troubleshoot.
- C. From the VM1 blade, install performance diagnostics and run advanced performance analysis
- D. From Diagnostic settings for VM1, configure the log level of the diagnostic agent.

Correct Answer: C

Section: [none]

Explanation

Explanation/Reference:

Explanation:

The performance diagnostics tool helps you troubleshoot performance issues that can affect a Windows or Linux virtual machine (VM). Supported troubleshooting scenarios include quick checks on known issues and best practices, and complex problems that involve slow VM performance or high usage of CPU, disk space, or memory.

Advanced performance analysis, included in the performance diagnostics tool, includes all checks in the performance analysis, and collects one or more of the traces, as listed in the following sections. Use this scenario to troubleshoot complex issues that require additional traces. Running this scenario for longer periods will increase the overall size of diagnostics output, depending on the size of the VM and the trace options that are selected.

<https://vceplus.com/>

References: <https://docs.microsoft.com/en-us/azure/virtual-machines/troubleshooting/performance-diagnostics>

QUESTION 37

You have an Azure subscription that contains the resource groups shown in the following table.

Name	Region
RG1	East US
RG2	West US

The subscription contains the storage accounts shown in the following table.

Name	Resource group	Location	Account kind
Storage1	RG1	West US	BlobStorage
Storage2	RG2	West US	Storage (general purpose v1)
Storage3	RG1	East US	Storage V2 (general purpose v2)

You create a Recovery Services vault named Vault1 in RG1 in the West US location.

You need to identify which storage accounts can be used to archive the diagnostics logs of Vault1.

Which storage accounts should you identify?

- A. Storage1 only
- B. Storage2 only
- C. Storage3 only
- D. Storage1 or Storage2 only
- E. Storage1 or Storage3 only

Correct Answer: DE

Section: [none]

Explanation

Explanation/Reference:

Explanation:

The same region.

Testlet 2

Case Study

This is a case study. **Case studies are not timed separately. You can use as much exam time as you would like to complete each case.** However, there may be additional case studies and sections on this exam. You must manage your time to ensure that you are able to complete all questions included on this exam in the time provided.

To answer the questions included in a case study, you will need to reference information that is provided in the case study. Case studies might contain exhibits and other resources that provide more information about the scenario that is described in the case study. Each question is independent of the other questions in this case study.

At the end of this case study, a review screen will appear. This screen allows you to review your answers and to make changes before you move to the next section of the exam. After you begin a new section, you cannot return to this section.

To start the case study

To display the first question in this case study, click the **Next** button. Use the buttons in the left pane to explore the content of the case study before you answer the questions. Clicking these buttons displays information such as business requirements, existing environment, and problem statements. If the case study has an **All Information** tab, note that the information displayed is identical to the information displayed on the subsequent tabs. When you are ready to answer a **question**, click the Question button to return to the question.

Overview

ADatum Corporation is a financial company that has two main offices in New York and Los Angeles. ADatum has a subsidiary named Fabrikam, Inc. that shares the Los Angeles office.

ADatum is conducting an initial deployment of Azure services to host new line-of-business applications and is preparing to migrate its existing on-premises workloads to Azure.

ADatum uses Microsoft Exchange Online for email.

Existing Environment

On-Premises Environment

The on-premises workloads run on virtual machines hosted in a VMware vSphere 6 infrastructure. All the virtual machines are members of an Active Directory forest named adatum.com and run Windows Server 2016.

The New York office uses an IP address space of 10.0.0.0/16. The Los Angeles office uses an IP address space of 10.10.0.0/16.

The offices connect by using a VPN provided by an ISP. Each office has one Azure ExpressRoute circuit that provides access to Azure services and Microsoft Online Services. Routing is implemented by using Microsoft peering.

<https://vceplus.com/>

The New York office has a virtual machine named VM1 that has the vSphere console installed.

Azure Environment

You provision the Azure infrastructure by using the Azure portal. The infrastructure contains the resources shown in the following table.

Name	Type	Azure region
ASRV1	Azure Site Recovery vault	East US
ASRV2	Azure Site Recovery vault	West US
ASE1	Azure App Service Environment	East US
AG1	Azure Application Gateway (internal)	East US
AG2	Azure Application Gateway (Internet-facing)	West US
ER1	ExpressRoute circuit	East US
ER2	ExpressRoute circuit	West US

AG1 has two backend pools named Pool11 and Pool12. AG2 has two backend pools named Pool21 and Pool22.

Requirements

Planned Changes

ADatum plans to migrate the virtual machines from the New York office to the East US Azure region by using Azure Site Recovery.

Infrastructure Requirements

ADatum identifies the following infrastructure requirements:

- A new web app named App1 that will access third-parties for credit card processing must be deployed.
- A newly developed API must be implemented as an Azure function named App2. App2 will use a blob storage trigger. App2 must process new blobs immediately.
- The Azure infrastructure and the on-premises infrastructure must be prepared for the migration of the VMware virtual machines to Azure.
- The sizes of the Azure virtual machines that will be used to migrate the on-premises workloads must be identified.
- All migrated and newly deployed Azure virtual machines must be joined to the adatum.com domain.
- AG1 must load balance incoming traffic in the following manner:
 - http://corporate.adatum.com/video/* will be load balanced across Pool11.
 - http://corporate.adatum.com/images/* will be load balanced across Pool12.
- AG2 must load balance incoming traffic in the following manner:

<https://vceplus.com/>

- http://www.adatum.com will be load balanced across Pool21. - http://fabrikam.com will be load balanced across Pool22.
- ER1 must route traffic between the New York office and platform as a service (PaaS) services in the East US Azure region, as long as ER1 is available.
- ER1 must route traffic between the Los Angeles office and the PaaS services in the West US region, as long as ER2 is available. - ER1 and ER2 must be configured to fail over automatically. **Application Requirements**

App2 must be available to connect directly to the private IP addresses of the Azure virtual machines. App2 will be deployed directly to an Azure virtual network.

Inbound and outbound communications to App1 must be controlled by using NSGs.

Pricing Requirements

ADatum identifies the following pricing requirements:

- The cost of App1 and App2 must be minimized
- The transactional charges of Azure Storage accounts must be minimized

QUESTION 1

What should you create to configure AG2?

- A. multi-site listeners
- B. URL path-based routing rules
- C. basic routing rules
- D. an additional public IP address
- E. basic listeners



Correct Answer: A

Section: [none]

Explanation

Explanation/Reference:

Explanation:

- AG2 must load balance incoming traffic in the following manner:
- http://www.adatum.com will be load balanced across Pool21. - http://fabrikam.com will be load balanced across Pool22.

You need to configure an Azure Application Gateway with multi-site listeners to direct different URLs to different pools.

References:

<https://docs.microsoft.com/en-us/azure/application-gateway/multiple-site-overview>

<https://vceplus.com/>

Question Set 1

QUESTION 1

You have a Microsoft SQL Server Always On availability group on Azure virtual machines.

You need to configure an Azure internal load balancer as a listener for the availability group.

What should you do?

- A. Create an HTTP health probe on port 1433.
- B. Set Session persistence to **Client IP**.
- C. Set Session persistence to **Client IP and protocol**.
- D. Enable Floating IP.

Correct Answer: D

Section: [none]

Explanation

Explanation/Reference: References: <https://docs.microsoft.com/en-us/azure/virtual-machines/windows/sql/virtual-machines-windows-portal-sql-alwayson-int-listener>

QUESTION 2

You set the multi-factor authentication status for a user named admin1@contoso.com to **Enabled**.

Admin1 accesses the Azure portal by using a web browser.

Which additional security verifications can Admin1 use when accessing the Azure portal?

- A. an app password, a text message that contains a verification code, and a verification code sent from the Microsoft Authenticator app
- B. a phone call, a text message that contains a verification code, and a notification or a verification code sent from the Microsoft Authenticator app
- C. a phone call, an email message that contains a verification code, and a text message that contains an app password
- D. an app password, a text message that contains a verification code, and a notification sent from the Microsoft Authenticator app

Correct Answer: B

Section: [none]

Explanation

Explanation/Reference:

References:

<https://docs.microsoft.com/en-us/azure/active-directory/authentication/concept-authentication-methods>

QUESTION 3

You have an Azure Active Directory (Azure AD) tenant.

All administrators must enter a verification code to access the Azure portal.

You need to ensure that the administrators can access the Azure portal only from your on-premises network.

What should you configure?

- A. the default for all the roles in Azure AD Privileged Identity Management
- B. an Azure AD Identity Protection user risk policy
- C. an Azure AD Identity Protection sign-in risk policy
- D. the multi-factor authentication service settings

Correct Answer: D

Section: [none]

Explanation

Explanation/Reference:

References: <https://docs.microsoft.com/en-us/azure/active-directory/authentication/howto-mfa-mfasettings>

QUESTION 4

You have an Azure subscription named Subscription1 that contains a virtual network named VNet1. VNet1 is in a resource group named RG1.

Subscription1 has a user named User1. User1 has the following roles:

- Reader
- Security Admin
- Security Reader

You need to ensure that User1 can assign the Reader role for VNet1 to other users.

What should you do?

- A. Assign User1 the Owner role for VNet1.
- B. Assign User1 the Network Contributor role for VNet1.
- C. Remove User1 from the Security Reader and Reader roles for Subscription1. Assign User1 the Contributor role for Subscription1.

<https://vceplus.com/>

D. Remove User1 from the Security Reader and Reader roles for Subscription1.

Correct Answer: A

Section: [none]

Explanation

Explanation/Reference:

QUESTION 5

You are building a custom Azure function app to connect to Azure Event Grid.

You need to ensure that resources are allocated dynamically to the function app. Billing must be based on the executions of the app.

What should you configure when you create the function app?

- A. the Windows operating system and the App Service plan hosting plan
- B. the Docker container and an App Service plan that uses the B1 pricing tier
- C. the Windows operating system and the Consumption plan hosting plan
- D. the Docker container and an App Service plan that uses the S1 pricing tier

Correct Answer: C

Section: [none]

Explanation

Explanation/Reference:

References: <https://docs.microsoft.com/en-us/azure/azure-functions/functions-scale>

QUESTION 6

You have an Azure Service Bus.

You need to implement a Service Bus queue that guarantees first-in-first-out (FIFO) delivery of messages.

What should you do?

- A. Enable partitioning
- B. Enable duplicate detection
- C. Set the Lock Duration setting to **10 seconds**
- D. Enable sessions

<https://vceplus.com/>

E. Set the Max Size setting of the queue to **5 GB**

Correct Answer: D

Section: [none]

Explanation

Explanation/Reference: References: <https://docs.microsoft.com/en-us/azure/service-bus-messaging/service-bus-azure-and-service-bus-queues-compared-contrasted>

QUESTION 7

You have an Azure subscription that contains a policy-based virtual network gateway named GW1 and a virtual network named VNet1.

You need to ensure that you can configure a point-to-site connection from VNet1 to an on-premises computer.

Which two actions should you perform? Each correct answer presents part of the solution.

NOTE: Each correct selection is worth one point.

- A. Add a service endpoint to VNet1.
- B. Add a public IP address space to VNet1.
- C. Create a route-based virtual network gateway.
- D. Reset GW1.
- E. Delete GW1.
- F. Add a connection to GW1.



Correct Answer: CE

Section: [none]

Explanation

Explanation/Reference:

QUESTION 8

DRAG DROP

You have an Azure subscription that contains an Azure Service Bus named Bus1.

Your company plans to deploy two Azure web apps named App1 and App2. The web app will create messages that have the following requirements:

- Each message created by App1 must be consumed by only a single consumer. ▪
- Each message created by App2 will be consumed by multiple consumers.

<https://vceplus.com/>

Which resource should you create for each web app? To answer, drag the appropriate resources to the correct web apps. Each resource may be used once, more than once, or not at all. You may need to drag the split bar between panes or scroll to view content.

Select and Place:

Resources		Answer Area
A Service Bus queue	A Service Bus topic	App1: <input type="text"/>
An Azure Event Grid topic	Azure Blob storage	App2: <input type="text"/>

Correct Answer:

Resources		Answer Area
<input type="text"/>	<input type="text"/>	App1: A Service Bus queue
An Azure Event Grid topic	Azure Blob storage	App2: A Service Bus topic

Section: [none]

Explanation

Explanation/Reference:

QUESTION 9

You have an Azure subscription that contains the resources shown in the following table.

Name	Type	Address space
VNET1	Virtual network	10.1.1.0/24
Subnet1	Subnet	10.1.1.0/24
VM1	Virtual machine	Not applicable

Subnet1 is on VNET1. VM1 connects to Subnet1.

<https://vceplus.com/>

You plan to create a virtual network gateway on VNET1.

You need to prepare the environment for the planned virtual network gateway.

What are two ways to achieve this goal? Each correct answer presents a complete solution.

NOTE: Each correct selection is worth one point.

- A. Modify the address space used by VNET1.
- B. Modify the address space used by Subnet1.
- C. Create a subnet named GatewaySubnet on VNET1.
- D. Create a local network gateway.
- E. Delete Subnet1.

Correct Answer: AE

Section: [none]

Explanation

Explanation/Reference:



QUESTION 10

A company hosts virtual machines (VMs) in an on-premises datacenter and in Azure. The on-premises and Azure-based VMs communicate using ExpressRoute.

The company wants to be able to continue regular operations if the ExpressRoute connection fails. Failover connections must use the Internet and must not require Multiprotocol Label Switching (MPLS) support.

You need to recommend a solution that provides continued operations.

What should you recommend?

- A. Set up a second ExpressRoute connection.
- B. Increase the bandwidth of the existing ExpressRoute connection.
- C. Increase the bandwidth for the on-premises internet connection.
- D. Set up a VPN connection.

Correct Answer: D

Section: [none]

Explanation

Explanation/Reference:

<https://vceplus.com/>

References: <https://docs.microsoft.com/en-us/azure/architecture/reference-architectures/hybrid-networking/expressroute-vpn-failover>

QUESTION 11

You have a web app named WebApp1 that uses an Azure App Service plan named Plan1. Plan1 uses the D1 pricing tier and has an instance count of 1.

You need to ensure that all connections to WebApp1 use HTTPS.

What should you do first?

- A. Scale up Plan1.
- B. Modify the connection strings for WebApp1.
- C. Scale out Plan1.
- D. Disable anonymous access to WebApp1.

Correct Answer: A

Section: [none]

Explanation

Explanation/Reference:

Explanation:

The D1 (Shared) pricing tier does not support HTTPS.



QUESTION 12

You have an Azure subscription that contains an Azure Service Fabric cluster and a Service Fabric application named FabricApp.

You develop and package a Service Fabric application named AppPackage. AppPackage is saved in a compressed folder named AppPackage.zip.

You upload AppPackage.zip to an external store.

You need to register AppPackage in the Azure subscription.

What should you do first?

- A. Run the `New-ServiceFabricApplication cmdlet`.
- B. Repackage the application in a file named App.sfpkg.
- C. Create a new Service Fabric cluster.
- D. Copy AppPackage.zip to a blob storage account.

Correct Answer: B

Section: [none]

Explanation

Explanation/Reference:

References: <https://docs.microsoft.com/en-us/azure/service-fabric/service-fabric-package-apps#create-an-sfpkg>

QUESTION 13

You develop an entertainment application where users can buy and trade virtual real estate. The application must scale to support thousands of users.

The current architecture includes five Azure virtual machines (VM) that connect to an Azure SQL Database for account information and Azure Table Storage for backend services. A user interacts with these components in the cloud at any given time.

- Routing Service – Routes a request to the appropriate service and must not persist data across sessions.
- Account Service – Stores and manages all account information and authentication and requires data to persist across sessions. ▪
- User Service – Stores and manages all user information and requires data to persist across sessions.
- Housing Network Service – Stores and manages the current real-estate economy and requires data to persist across sessions. ▪
- Trade Service – Stores and manages virtual trade between accounts and requires data to persist across sessions.

Due to volatile user traffic, a microservices solution is selected for scale agility.

You need to migrate to a distributed microservices solution on Azure Service Fabric.

Solution: Create a Service Fabric Cluster with a stateful Reliable Service for each component.

Does the solution meet the goal?

- A. Yes
- B. No

Correct Answer: B

Section: [none]

Explanation

Explanation/Reference:

QUESTION 14

You develop an entertainment application where users can buy and trade virtual real estate. The application must scale to support thousands of users.

The current architecture includes five Azure virtual machines (VM) that connect to an Azure SQL Database for account information and Azure Table Storage for backend services. A user interacts with these components in the cloud at any given time.

<https://vceplus.com/>

- Routing Service – Routes a request to the appropriate service and must not persist data across sessions.
- Account Service – Stores and manages all account information and authentication and requires data to persist across sessions ▪
- User Service – Stores and manages all user information and requires data to persist across sessions.
- Housing Network Service – Stores and manages the current real-estate economy and requires data to persist across sessions. ▪
- Trade Service – Stores and manages virtual trade between accounts and requires data to persist across sessions.

Due to volatile user traffic, a microservices solution is selected for scale agility.

You need to migrate to a distributed microservices solution on Azure Service Fabric.

Solution: Create a Service Fabric Cluster with a stateless Reliable Service for Routing Service. Create stateful Reliable Services for all other components.

Does the solution meet the goal?

- A. Yes
- B. No

Correct Answer: A

Section: [none]

Explanation

Explanation/Reference:



QUESTION 15

You develop an entertainment application where users can buy and trade virtual real estate. The application must scale to support thousands of users.

The current architecture includes five Azure virtual machines (VM) that connect to an Azure SQL Database for account information and Azure Table Storage for backend services. A user interacts with these components in the cloud at any given time.

- Routing Service – Routes a request to the appropriate service and must not persist data across sessions.
- Account Service – Stores and manages all account information and authentication and requires data to persist across sessions ▪
- User Service – Stores and manages all user information and requires data to persist across sessions.
- Housing Network Service – Stores and manages the current real-estate economy and requires data to persist across sessions. ▪
- Trade Service – Stores and manages virtual trade between accounts and requires data to persist across sessions.

Due to volatile user traffic, a microservices solution is selected for scale agility.

You need to migrate to a distributed microservices solution on Azure Service Fabric.

Solution: Create a Service Fabric Cluster with a stateful Reliable Service for Routing Service. Deploy a Guest Executable to Service Fabric for each component.

<https://vceplus.com/>

Does the solution meet the goal?

- A. Yes
- B. No

Correct Answer: B

Section: [none]

Explanation

Explanation/Reference:

QUESTION 16

You create an Azure Time Series Insights event handler. You need to send data over the network as efficiently as possible and optimize query performance.

What should you do?

- A. Create a query plan
- B. Send all properties
- C. Use a Tag ID
- D. Use reference data



Correct Answer: D

Section: [none]

Explanation

Explanation/Reference:

References: <https://docs.microsoft.com/en-us/azure/time-series-insights/how-to-shape-query-json>

QUESTION 17

You are creating an IoT solution using Azure Time Series Insights.

You configure the environment to ensure that all data for the current year is available.

What should you do?

- A. Add a disaster recovery (DR) strategy.
- B. Set a value for the Data retention time setting.
- C. Change the pricing tier.
- D. Create a reference data set.

<https://vceplus.com/>

Correct Answer: D

Section: [none]

Explanation

Explanation/Reference:

QUESTION 18

You have an Azure subscription named Subscription1.

You have 5 TB of data that you need to transfer to Subscription1.

You plan to use an Azure Import/Export job.

What can you use as the destination of the imported data?

- A. an Azure Cosmos DB database
- B. Azure SQL Database
- C. Azure File Storage
- D. Azure Data Lake Store

Correct Answer: C

Section: [none]

Explanation

Explanation/Reference:

Explanation:

Azure Import/Export service is used to securely import large amounts of data to Azure Blob storage and Azure Files by shipping disk drives to an Azure datacenter.

References: <https://docs.microsoft.com/en-us/azure/storage/common/storage-import-export-service>

QUESTION 19

You have an Azure subscription that contains the resources in the following table.

Name	Type
RG1	Resource group
Store1	Azure Storage account
Sync1	Azure File Sync

<https://vceplus.com/>

Store1 contains a file share named Data. Data contains 5,000 files.

You need to synchronize the files in Data to an on-premises server named Server1.

Which three actions should you perform? Each correct answer presents part of the solution.

NOTE: Each correct selection is worth one point.

- A. Download an automation script
- B. Create a sync group
- C. Install the Azure File Sync agent on Server1
- D. Create a container instance
- E. Register Server1

Correct Answer: BCE

Section: [none]

Explanation

Explanation/Reference:

Explanation:



Step 1 (C): Install the Azure File Sync agent on Server1

The Azure File Sync agent is a downloadable package that enables Windows Server to be synced with an Azure file share

Step 2 (E): Register Server1.

Register Windows Server with Storage Sync Service

Registering your Windows Server with a Storage Sync Service establishes a trust relationship between your server (or cluster) and the Storage Sync Service.

Step 3 (B): Create a sync group and a cloud endpoint.

A sync group defines the sync topology for a set of files. Endpoints within a sync group are kept in sync with each other. A sync group must contain one cloud endpoint, which represents an Azure file share and one or more server endpoints. A server endpoint represents a path on registered server.

References: <https://docs.microsoft.com/en-us/azure/storage/files/storage-sync-files-deployment-guide>

QUESTION 20

HOTSPOT

You have an Azure subscription named Subscription1. Subscription1 contains a virtual machine named VM1.

<https://vceplus.com/>

You install and configure a web server and a DNS server on VM1.

VM1 has the effective network security rules shown in the following exhibit.









 **Network Interface:** [vm1900](#) **Effective security rules** **Topology** ⓘ
 Virtual network/subnet: [VMRG-vnet/default](#) Public IP: [104.40.215.211](#) Private IP: [10.0.0.5](#) Accelerated networking: **Disabled**

INBOUND PORT RULES ⓘ

 Network security group [VM1-nsg](#) (attached to network interface: [vm1900](#))
 Impacts 0 subnets, 1 network interfaces

Add inbound port rule

PRIORITY	NAME	PORT	PROTOCOL	SOURCE	DESTINATION	ACTION
900	 Rule2	50-60	Any	Any	Any	 Deny ...
1000	 default-allow-rdp	3389	TCP	Any	Any	 Allow ...
1010	Rule1	50-500	TCP	Any	Any	 Allow ...
65000	AllowVnetInBound	Any	Any	VirtualNet...	VirtualNet...	 Allow ...
65001	AllowAzureLoadBalan...	Any	Any	AzureLoad...	Any	 Allow ...
65500	DenyAllInBound	Any	Any	Any	Any	 Deny ...

OUTBOUND PORT RULES ⓘ

 Network security group [VM1-nsg](#) (attached to network interface: [vm1900](#))
 Impacts 0 subnets, 1 network interfaces

Add outbound port

PRIORITY	NAME	PORT	PROTOCOL	SOURCE	DESTINATION	ACTION
1000	Rule3	80	Any	Any	Any	 Deny ...
65000	AllowVnetOutBound	Any	Any	VirtualNet...	VirtualNet...	 Allow ...
65001	AllowInternetOutBou...	Any	Any	Any	Internet	 Allow ...
65500	DenyAllOutBound	Any	Any	Any	Any	 Deny ...

Use the drop-down menus to select the answer choice that completes each statement based on the information presented in the graphic.

NOTE: Each correct selection is worth one point.

Hot Area:

Answer Area

Internet users [answer choice]	<input type="text"/> can connect to only the DNS server on VM1 <input type="text"/> can connect to only the web server on VM1 <input type="text"/> can connect to the web server and the DNS server on VM1 <input type="text"/> cannot connect to the web server and the DNS server on VM1
If you delete Rule2, Internet users [answer choice]	<input type="text"/> can connect to only the DNS server on VM1 <input type="text"/> can connect to only the web server on VM1 <input type="text"/> can connect to the web server and the DNS server on VM1 <input type="text"/> cannot connect to the web server and the DNS server on VM1

Correct Answer:

Answer Area

Internet users [answer choice]	<input type="text"/> can connect to only the DNS server on VM1 <input checked="" type="text"/> can connect to only the web server on VM1 <input type="text"/> can connect to the web server and the DNS server on VM1 <input type="text"/> cannot connect to the web server and the DNS server on VM1
If you delete Rule2, Internet users [answer choice]	<input type="text"/> can connect to only the DNS server on VM1 <input checked="" type="text"/> can connect to only the web server on VM1 <input type="text"/> can connect to the web server and the DNS server on VM1 <input type="text"/> cannot connect to the web server and the DNS server on VM1

Section: [none]

Explanation

Explanation/Reference:

Explanation:

Box 1:

Rule2 blocks ports 50-60, which includes port 53, the DNS port. Internet users can reach to the Web server, since it uses port 80.

Box 2:

If Rule2 is removed internet users can reach the DNS server as well.

Note: Rules are processed in priority order, with lower numbers processed before higher numbers, because lower numbers have higher priority. Processing stops once traffic matches a rule, as a result, any rules that exist with lower priorities (higher numbers) that have the same attributes as rules with higher priorities are not processed.

References: <https://docs.microsoft.com/en-us/azure/virtual-network/security-overview>

QUESTION 21

You plan to back up an Azure virtual machine named VM1.

You discover that the Backup Pre-Check status displays a status of Warning.

What is a possible cause of the Warning status?

- A. VM1 does not have the latest version of WaAppAgent.exe installed
- B. A Recovery Services vault is unavailable
- C. VM1 has an unmanaged disk
- D. VM1 is stopped

Correct Answer: A

Section: [none]

Explanation

Explanation/Reference:

Explanation:

The Warning state indicates one or more issues in VM's configuration that might lead to backup failures and provides recommended steps to ensure successful backups. Not having the latest VM Agent installed, for example, can cause backups to fail intermittently and falls in this class of issues.

References: <https://azure.microsoft.com/en-us/blog/azure-vm-backup-pre-checks/>

QUESTION 22

You have an Azure subscription named Subscription1. Subscription1 contains a virtual machine named VM1. You have a computer Computer1 that runs Windows 10. Computer1 is connected to the Internet.

You add a network interface named Interface1 to VM1 as shown in the exhibit. (Click the **Exhibit** tab.)

vm1134

Interface1

Network Interface: Interface1

Effective security rules

Topology ⓘ

Virtual network/subnet: VMRD-vnet/default

Public IP: IP2

Private IP: 10.0.0.6

Accelerated networking: Disabled

INBOUND PORT RULES ⓘ

Network security group VM1-nsg (attached to network interface: Interface1)

Impacts 0 subnets, 2 network interfaces

Add inbound

PRIORITY	NAME	PORT	PROTOCOL	SOURCE	DESTINA...	ACTION	
1000	default-allow-...	3389	TCP	Any	Any	Allow	...
65000	AllowVnetInBound	Any	Any	VirtualN...	VirtualN...	Allow	...
65001	AllowAzureLoadB...	Any	Any	AzureLo...	Any	Allow	...
65500	DenyAllInBound	Any	Any	Any	Any	Deny	...

OUTBOUND PORT RULES ⓘ

Network security group VM1-nsg (attached to network interface: Interface1)

Impacts 0 subnets, 2 network interfaces

Add outbound

PRIORITY	NAME	PORT	PROTOCOL	SOURCE	DESTINA...	ACTION	
65000	AllowVnetOutBo...	Any	Any	VirtualN...	VirtualN...	Allow	...
65001	AllowInternetOut...	Any	Any	Any	Internet	Allow	...
65500	DenyAllOutBound	Any	Any	Any	Any	Deny	...

From Computer1, you attempt to connect to VM1 by using Remote Desktop, but the connection fails.

You need to establish a Remote Desktop connection to VM1.

What should you do first?

- A. Attach a network interface
- B. Start VM1
- C. Delete the DenyAllOutBound outbound port rule
- D. Delete the DenyAllInBound inbound port rule

Correct Answer: B

Section: [none]

Explanation

Explanation/Reference:

Explanation:

Incorrect Answers:

A: The network interface has already been added to VM.

C: The Outbound rules are fine.

D: The inbound rules are fine. Port 3389 is used for Remote Desktop.

Note: Rules are processed in priority order, with lower numbers processed before higher numbers, because lower numbers have higher priority. Processing stops once traffic matches a rule. As a result, any rules that exist with lower priorities (higher numbers) that have the same attributes as rules with higher priorities are not processed.

References: <https://docs.microsoft.com/en-us/azure/virtual-network/security-overview>

QUESTION 23

You are designing an Azure solution.

The solution must meet the following requirements:

Distribute traffic to different pools of dedicated virtual machines (VMs) based on rules
Provide SSL offloading capabilities

You need to recommend a solution to distribute network traffic.

Which technology should you recommend?

<https://vceplus.com/>

- A. server-level firewall rules
- B. Azure Application Gateway
- C. Azure Traffic Manager
- D. Azure Load Balancer

Correct Answer: B

Section: [none]

Explanation

Explanation/Reference:

Explanation:

If you require "SSL offloading", application layer treatment, or wish to delegate certificate management to Azure, you should use Azure's layer 7 load balancer Application Gateway instead of the Load Balancer.

Incorrect Answers:

D: Because Load Balancer is agnostic to the TCP payload and TLS offload ("SSL") is not provided.

References: <https://docs.microsoft.com/en-us/azure/application-gateway/overview>

QUESTION 24

You develop an entertainment application where users can buy and trade virtual real estate. The application must scale to support thousands of users.

The current architecture includes five Azure virtual machines (VM) that connect to an Azure SQL Database for account information and Azure Table Storage for backend services. A user interacts with these components in the cloud at any given time.

- Routing Service – Routes a request to the appropriate service and must not persist data across sessions.
- Account Service – Stores and manages all account information and authentication and requires data to persist across sessions. ▪
- User Service – Stores and manages all user information and requires data to persist across sessions.
- Housing Network Service – Stores and manages the current real-estate economy and requires data to persist across sessions. ▪
- Trade Service – Stores and manages virtual trade between accounts and requires data to persist across sessions.

Due to volatile user traffic, a microservices solution is selected for scale agility.

You need to migrate to a distributed microservices solution on Azure Service Fabric.

Solution: Deploy a Windows container to Azure Service Fabric for each component.

Does the solution meet the goal?

- A. Yes

<https://vceplus.com/>

B. No

Correct Answer: B

Section: [none]

Explanation

Explanation/Reference:

QUESTION 25

You have an Azure subscription that contains the storage accounts shown in the following table.

Name	Contains
Storagecontoso1	A blob service and a table service
Storagecontoso2	A blob service and a file service
Storagecontoso3	A queue service
Storagecontoso4	A file service and a queue service
Storagecontoso5	A table service

You enable Azure Advanced Threat Protection (ATP) for all the storage accounts.

You need to identify which storage accounts will generate Azure ATP alerts.

Which two storage accounts should you identify? Each correct answer presents part of the solution.

NOTE: Each correct selection is worth one point.

- A. storagecontoso1
- B. storagecontoso2
- C. storagecontoso3
- D. storagecontoso4
- E. storagecontoso5

Correct Answer: AE

Section: [none]

Explanation

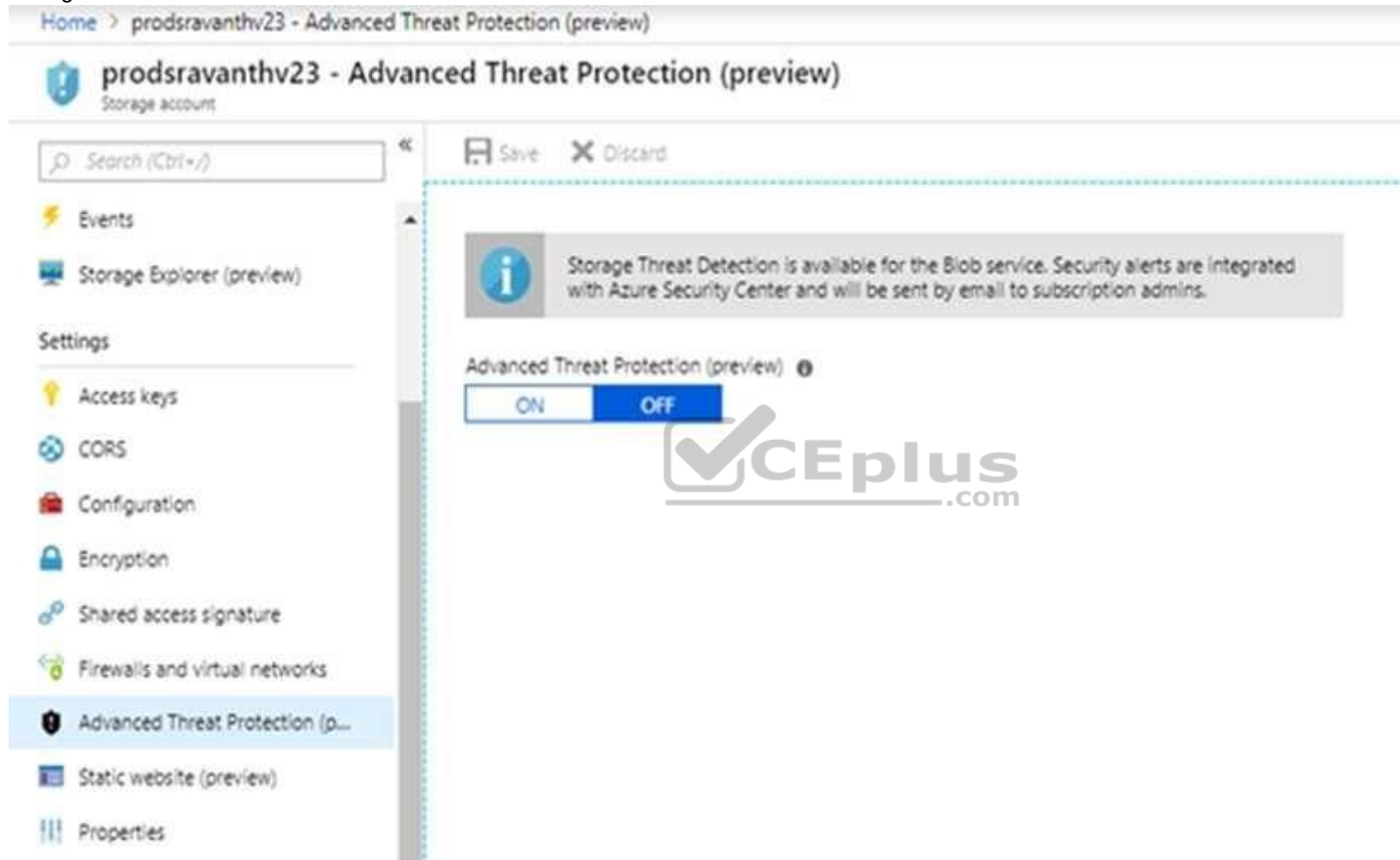
Explanation/Reference:

<https://vceplus.com/>

Explanation:

Example:

Storage Threat Detection is available for the Blob Service.



References: <https://azure.microsoft.com/en-us/blog/advanced-threat-protection-for-azure-storage-now-in-public-preview/>

QUESTION 26

Note: This question is part of series of questions that present the same scenario. Each question in the series contains a unique solution that might meet the stated goals. Some question sets might have more than one correct solution, while others might not have a correct solution.

<https://vceplus.com/>

After you answer a question in this section, you will NOT be able to return to it. As a result, these questions will not appear in the review screen.

You have an Azure Active Directory (Azure AD) tenant named Adatum and an Azure Subscription named Subscription1. Adatum contains a group named Developers. Subscription1 contains a resource group named Dev.

You need to provide the Developers group with the ability to create Azure logic apps in the Dev resource group.

Solution: On Subscription1, you assign the DevTest Labs User role to the Developers group.

Does this meet the goal?

- A. Yes
- B. No

Correct Answer: B

Section: [none]

Explanation

Explanation/Reference:

Explanation:

The DevTest Labs User role lets you connect, start, restart, and shutdown your virtual machines in your Azure DevTest Labs.

References: <https://docs.microsoft.com/en-us/azure/role-based-access-control/built-in-roles#devtest-labs-user>

QUESTION 27

Note: This question is part of series of questions that present the same scenario. Each question in the series contains a unique solution that might meet the stated goals. Some question sets might have more than one correct solution, while others might not have a correct solution.

After you answer a question in this section, you will NOT be able to return to it. As a result, these questions will not appear in the review screen.

You have an Azure Active Directory (Azure AD) tenant named Adatum and an Azure Subscription named Subscription1. Adatum contains a group named Developers. Subscription1 contains a resource group named Dev.

You need to provide the Developers group with the ability to create Azure logic apps in the Dev resource group.

Solution: On Dev, you assign the Logic App Contributor role to the Developers group.

Does this meet the goal?

- A. Yes
- B. No

<https://vceplus.com/>

Correct Answer: B

Section: [none]

Explanation

Explanation/Reference:

Explanation:

The Logic App Contributor role lets you read, enable and disable logic app.

References: <https://docs.microsoft.com/en-us/azure/role-based-access-control/built-in-roles#logic-app-contributor>

QUESTION 28

Note: This question is part of series of questions that present the same scenario. Each question in the series contains a unique solution that might meet the stated goals. Some question sets might have more than one correct solution, while others might not have a correct solution.

After you answer a question in this section, you will NOT be able to return to it. As a result, these questions will not appear in the review screen.

You have an Azure Active Directory (Azure AD) tenant named Adatum and an Azure Subscription named Subscription1. Adatum contains a group named Developers. Subscription1 contains a resource group named Dev.

You need to provide the Developers group with the ability to create Azure logic apps in the Dev resource group.

Solution: On Dev, you assign the Contributor role to the Developers group.

Does this meet the goal?

A. Yes

B. No

Correct Answer: A

Section: [none]

Explanation

Explanation/Reference:

Explanation:

The Contributor role lets you manage everything except access to resources. It allows you to create and manage resources of all types, including creating Azure logic apps.

References: <https://docs.microsoft.com/en-us/azure/role-based-access-control/built-in-roles#contributor>

QUESTION 29

<https://vceplus.com/>

Note: This question is part of series of questions that present the same scenario. Each question in the series contains a unique solution that might meet the stated goals. Some question sets might have more than one correct solution, while others might not have a correct solution.

After you answer a question in this section, you will NOT be able to return to it. As a result, these questions will not appear in the review screen.

A company backs up data to on-premises servers at their main facility. The company currently has 30 TB of archived data that infrequently used. The facility has download speeds of 100 Mbps and upload speeds of 20 Mbps.

You need to securely transfer all backups to Azure Blob Storage for long-term archival. All backup data must be sent within seven days.

Solution: Backup data to local disks and use the Azure Import/Export service to send backups to Azure Blob Storage.

Does this meet the goal?

- A. Yes
- B. No

Correct Answer: A

Section: [none]

Explanation

Explanation/Reference:



QUESTION 30

Note: This question is part of series of questions that present the same scenario. Each question in the series contains a unique solution that might meet the stated goals. Some question sets might have more than one correct solution, while others might not have a correct solution.

After you answer a question in this section, you will NOT be able to return to it. As a result, these questions will not appear in the review screen.

A company backs up data to on-premises servers at their main facility. The company currently has 30 TB of archived data that infrequently used. The facility has download speeds of 100 Mbps and upload speeds of 20 Mbps.

You need to securely transfer all backups to Azure Blob Storage for long-term archival. All backup data must be sent within seven days.

Solution: Create a file share in Azure Files. Mount the file share to the server and upload the files to the file share. Transfer the files to Azure Blob Storage.

Does this meet the goal?

- A. Yes
- B. No

Correct Answer: B

Section: [none]

Explanation

Explanation/Reference:

QUESTION 31

Note: This question is part of series of questions that present the same scenario. Each question in the series contains a unique solution that might meet the stated goals. Some question sets might have more than one correct solution, while others might not have a correct solution.

After you answer a question in this section, you will NOT be able to return to it. As a result, these questions will not appear in the review screen.

A company backs up data to on-premises servers at their main facility. The company currently has 30 TB of archived data that infrequently used. The facility has download speeds of 100 Mbps and upload speeds of 20 Mbps.

You need to securely transfer all backups to Azure Blob Storage for long-term archival. All backup data must be sent within seven days.

Solution: Use the **Set-AzureStorageBlobContent** Azure PowerShell command to copy all backups asynchronously to Azure Blob Storage.

Does this meet the goal?

A. Yes

B. No

Correct Answer: B

Section: [none]

Explanation

Explanation/Reference:



Testlet 2

Case study

This is a case study. **Case studies are not timed separately. You can use as much exam time as you would like to complete each case.** However, there may be additional case studies and sections on this exam. You must manage your time to ensure that you are able to complete all questions included on this exam in the time provided.

To answer the questions included in a case study, you will need to reference information that is provided in the case study. Case studies might contain exhibits and other resources that provide more information about the scenario that is described in the case study. Each question is independent of the other questions in this case study.

At the end of this case study, a review screen will appear. This screen allows you to review your answers and to make changes before you move to the next section of the exam. After you begin a new section, you cannot return to this section.

To start the case study

To display the first question in this case study, click the **Next** button. Use the buttons in the left pane to explore the content of the case study before you answer the questions. Clicking these buttons displays information such as business requirements, existing environment, and problem statements. If the case study has an **All Information** tab, note that the information displayed is identical to the information displayed on the subsequent tabs. When you are ready to answer a question, click the **Question** button to return to the question. **Overview**

Contoso, Ltd. is a consulting company that has a main office in Montreal and two branch offices in Seattle and New York.

The Montreal office has 2,000 employees. The Seattle office has 1,000 employees. The New York office has 200 employees.

All the resources used by Contoso are hosted on-premises.

Contoso creates a new Azure subscription. The Azure Active Directory (Azure AD) tenant uses a domain named contoso.onmicrosoft.com. The tenant uses the P1 pricing tier.

Existing Environment

The network contains an Active Directory forest named contoso.com. All domain controllers are configured as DNS servers and host the contoso.com DNS zone.

Contoso has finance, human resources, sales, research, and information technology departments. Each department has an organizational unit (OU) that contains all the accounts of that respective department. All the user accounts have the **department** attribute set to their respective department. New users are added frequently.

Contoso.com contains a user named User1.

All the offices connect by using private links.

Contoso has data centers in the Montreal and Seattle offices. Each data center has a firewall that can be configured as a VPN device.

All infrastructure servers are virtualized. The virtualization environment contains the servers in the following table.

Name	Role	Contains virtual machine
Server1	VMWare vCenter server	VM1
Server2	Hyper-V-host	VM2

Contoso uses two web applications named App1 and App2. Each instance on each web application requires 1GB of memory.

The Azure subscription contains the resources in the following table.

Name	Type
VNet1	Virtual network
VM3	Virtual machine
VM4	Virtual machine

The network security team implements several network security groups (NSGs).

Planned Changes

Contoso plans to implement the following changes:

- Deploy Azure ExpressRoute to the Montreal office.
- Migrate the virtual machines hosted on Server1 and Server2 to Azure.
- Synchronize on-premises Active Directory to Azure Active Directory (Azure AD).
- Migrate App1 and App2 to two Azure web apps named WebApp1 and WebApp2.

Technical requirements

Contoso must meet the following technical requirements:

- Ensure that WebApp1 can adjust the number of instances automatically based on the load and can scale up to five instances.
 - Ensure that VM3 can establish outbound connections over TCP port 8080 to the applications servers in the Montreal office.
 - Ensure that routing information is exchanged automatically between Azure and the routers in the Montreal office.
 - Ensure Azure Multi-Factor Authentication (MFA) for the users in the finance department only.
 - Ensure that webapp2.azurewebsites.net can be accessed by using the name app2.contoso.com
-
- Connect the New York office to VNet1 over the Internet by using an encrypted connection.
 - Create a workflow to send an email message when the settings of VM4 are modified.

- Create a custom Azure role named Role1 that is based on the Reader role. ▪
- Minimize costs whenever possible.

QUESTION 1

You need to meet the technical requirement for VM4.

What should you create and configure?

- A. an Azure Logic App
- B. an Azure Service Bus
- C. an Azure Notification Hub
- D. an Azure Event Hub

Correct Answer: D

Section: [none]

Explanation

Explanation/Reference:

Explanation:

Scenario: Create a workflow to send an email message when the settings of VM4 are modified.

You can start an automated logic app workflow when specific events happen in Azure resources or third-party resources. These resources can publish those events to an Azure event grid. In turn, the event grid pushes those events to subscribers that have queues, webhooks, or event hubs as endpoints. As a subscriber, your logic app can wait for those events from the event grid before running automated workflows to perform tasks - without you writing any code.

References:

<https://docs.microsoft.com/en-us/azure/event-grid/monitor-virtual-machine-changes-event-grid-logic-app>

Question Set 1

QUESTION 1

You create the following Azure role definition.

```
{
  "Name": "Role1",
  "Id": "80808080-8080-8080-8080-808080808080",
  "IsCustom": false,
  "Description": "",
  "Actions": [
    "Microsoft.Storage/*/read",
    "Microsoft.Network/*/read",
```

<https://vceplus.com/>

```
"Microsoft.Compute/*/read",
"Microsoft.Compute/virtualMachines/start/action",
"Microsoft.Compute/virtualMachines/restart/action",
"Microsoft.Authorization/*/read"],
"NotActions": [],
"DataActions": [],
"NotDataActions": [],
"AssignableScopes": []
}
```

You need to create Role1 by using the role definition.

Which two values should you modify before you create Role1? Each correct answer presents part of solution.

NOTE: Each correct selection is worth one point.

- A. IsCustom
- B. DataActions
- C. Id
- D. AssignableScopes
- E. Description



Correct Answer: AD

Section: [none]

Explanation

Explanation/Reference:

Explanation:

Part of example: "IsCustom":
true,

```
"AssignableScopes": [
  "/subscriptions/{subscriptionId1}",
  "/subscriptions/{subscriptionId2}",
  "/subscriptions/{subscriptionId3}"
]
```

The following shows what a custom role looks like as displayed in JSON format. This custom role can be used for monitoring and restarting virtual machines.

```
{
```

```
"Name": "Virtual Machine Operator",
"Id": "88888888-8888-8888-8888-888888888888",
"IsCustom": true,
"Description": "Can monitor and restart virtual machines.",
"Actions": [
  "Microsoft.Storage/*/read",
  "Microsoft.Network/*/read",
  "Microsoft.Compute/*/read",
  "Microsoft.Compute/virtualMachines/start/action",
  "Microsoft.Compute/virtualMachines/restart/action",
  "Microsoft.Authorization/*/read",
  "Microsoft.ResourceHealth/availabilityStatuses/read",
  "Microsoft.Resources/subscriptions/resourceGroups/read",
  "Microsoft.Insights/alertRules/*",
  "Microsoft.Insights/diagnosticSettings/*",
  "Microsoft.Support/*"
],
"NotActions": [],
"DataActions": [],
"NotDataActions": [],
"AssignableScopes": [
  "/subscriptions/{subscriptionId1}",
  "/subscriptions/{subscriptionId2}",
  "/subscriptions/{subscriptionId3}"
]
}
```



References: <https://docs.microsoft.com/en-us/azure/role-based-access-control/custom-roles>

QUESTION 2

You have an Azure App Service named WebApp1.

You plan to add a WebJob named WebJob1 to WebApp1.

You need to ensure that WebJob1 is triggered every 15 minutes.

What should you do?

A. Change the Web.config file to include the 1-31 1-12 1-7 0*/15* CRON expression

<https://vceplus.com/>

- B. From the properties of WebJob1, change the CRON expression to 0*/15****.
- C. Add a file named Settings.job to the ZIP file that contains the WebJob script. Add the 1-31 1-12 1-7 0*/15* CRON expression to the JOB file
- D. Create an Azure Automation account and add a schedule to the account. Set the recurrence for the schedule

Correct Answer: B

Section: [none]

Explanation

Explanation/Reference:

Explanation:

You can enter a CRON expression in the portal or include a settings.job file at the root of your WebJob .zip file, as in the following example:

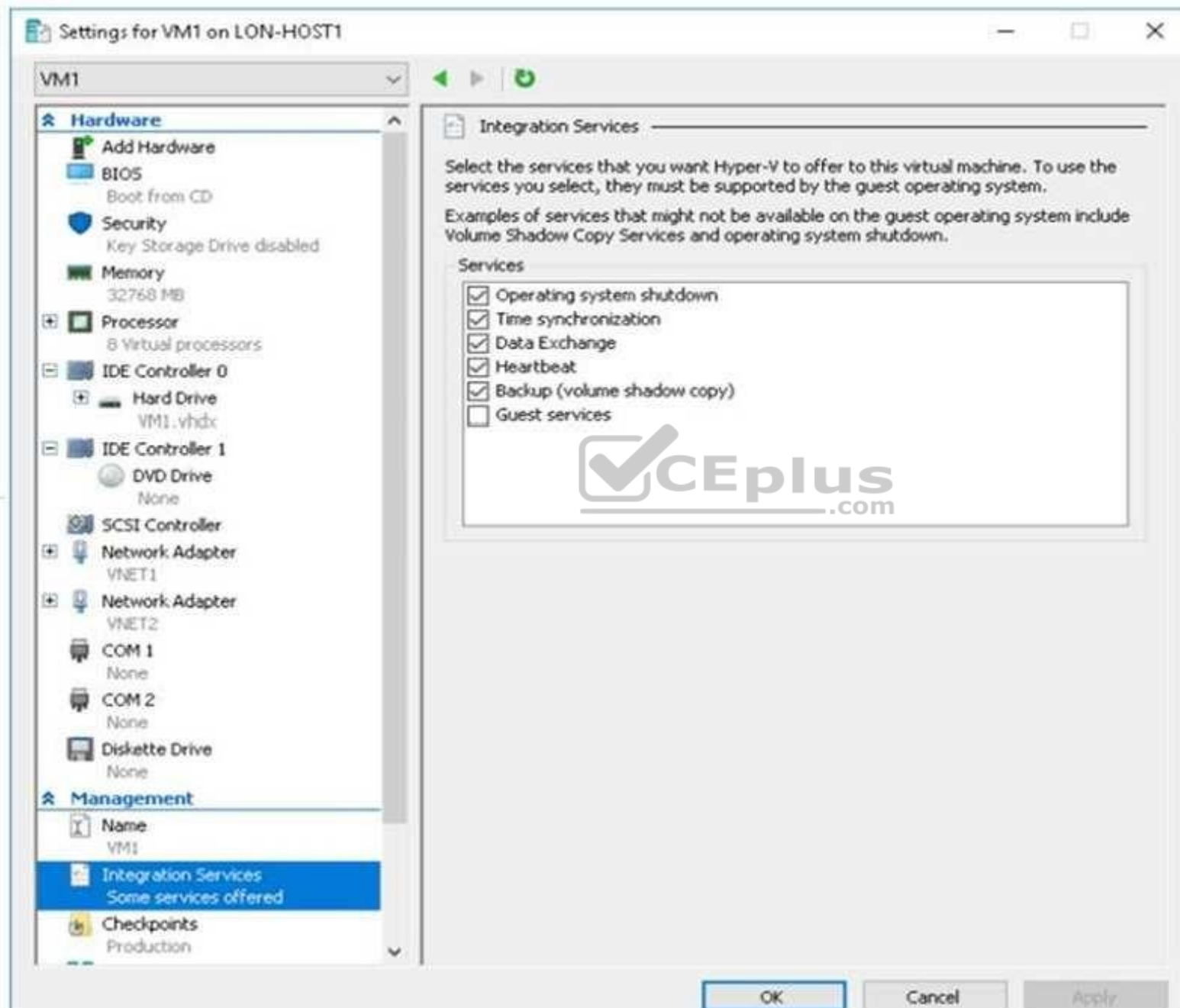
```
{  
  "schedule": "0 */15 * * * *"  
}
```

References: <https://docs.microsoft.com/en-us/azure/app-service/webjobs-create>

QUESTION 3

You have an on-premises virtual machine named VM1 configured as shown in the following exhibit.





VM is started.

You need to create a new virtual machine image in Azure from VM1.

Which three actions should you perform before you create the new image? Each correct answer presents part of the solution.

NOTE: Each correct selection is worth one point.

- A. Remove the Backup (volume shadow copy) integration service
- B. Generalize VM1
- C. Run `Add-AzureRmVhd` and specify a blob service container as the destination
- D. Run `Add-AzureRmVhd` and specify a file share as the destination
- E. Reduce the amount of memory to 16 GB
- F. Convert the disk type to VHD

Correct Answer: BCF

Section: [none]

Explanation

Explanation/Reference:

Explanation:

B: Sysprep removes all your personal account and security information, and then prepares the machine to be used as an image.

C, F: The `Add-AzureRmVhd` cmdlet uploads on-premises virtual hard disks, in .vhd file format, to a blob storage account as fixed virtual hard disks.

References: <https://docs.microsoft.com/en-us/powershell/module/azurerm.compute/add-azurermvhd?view=azurerm-ps-6.13.0> <https://docs.microsoft.com/en-us/azure/virtual-machines/windows/capture-image-resource>

QUESTION 4

HOTSPOT

You have an Azure subscription that contains the resources shown in the following table.



Name	Type	Size
ILB1	Internal load balancer	Basic
ELB1	External load balancer	Standard
AGW1	Azure Application Gateway that has web application firewall (WAF) enabled	Standard
AGW2	Azure Application Gateway	Standard_v2

You need to deploy a load-balancing solution for two Azure web apps named App1 and App2 to meet the following requirements:

- App1 must support command injection protection.
- App2 must be able to use a static public IP address.
- App1 must have a Service Level Agreement (SLA) of 99.99 percent.

Which resource should you use as the load-balancing solution for each app? To answer, select the appropriate options in the answer area.

NOTE: Each correct selection is worth one point.

Hot Area:



Answer Area

App1:

	▼
ILB1	
ELB1	
AGW1	
AGW2	

App2:

	▼
ILB1	
ELB1	
AGW1	
AGW2	

Correct Answer:

Answer Area

App1:

	▼
ILB1	
ELB1	
AGW1	
AGW2	

App2:

	▼
ILB1	
ELB1	
AGW1	
AGW2	

Section: [none]

Explanation

Explanation/Reference:

Explanation:

Box 1: AGW1

Azure Application Gateway offers a web application firewall (WAF) that provides centralized protection of your web applications from common exploits and vulnerabilities. Web applications are increasingly targeted by malicious attacks that exploit commonly known vulnerabilities. SQL injection and cross-site scripting are among the most common attacks.

Box 2: ELB1

Public IP addresses allow Internet resources to communicate inbound to Azure resources. Public IP addresses also enable Azure resources to communicate outbound to Internet and public-facing Azure services with an IP address assigned to the resource.

<https://vceplus.com/>

Note: In Azure Resource Manager, a public IP address is a resource that has its own properties. Some of the resources you can associate a public IP address resource with are:

- Virtual machine network interfaces
- Internet-facing load balancers
- VPN gateways
- Application gateways

References: <https://docs.microsoft.com/en-us/azure/application-gateway/waf-overview>
<https://docs.microsoft.com/en-us/azure/virtual-network/virtual-network-ip-addresses-overview-arm>

QUESTION 5

You have an Azure App Service API that allows users to upload documents to the cloud with a mobile device. A mobile app connects to the service by using REST API calls.

When a new document is uploaded to the service, the service extracts the document metadata. Usage statistics for the app show significant increases in app usage.

The extraction process is CPU-intensive. You plan to modify the API to use a queue.

You need to ensure that the solution scales, handles request spikes, and reduces costs between request spikes.

What should you do?

- A. Configure a CPU Optimized virtual machine (VM) and install the Web App service on the new instance.
- B. Configure a series of CPU Optimized virtual machine (VM) instances and install extraction logic to process a queue.
- C. Move the extraction logic into an Azure Function. Create a queue triggered function to process the queue.
- D. Configure Azure Container Service to retrieve items from a queue and run across a pool of virtual machine (VM) nodes using the extraction logic.

Correct Answer: C

Section: [none]

Explanation

Explanation/Reference:

QUESTION 6

DRAG DROP

Fourth Coffee has
an ASP.Net Core

<https://vceplus.com/>

web app that runs in Docker. The app is mapped to the www.fourthcoffee.com domain.

Fourth Coffee is migrating this application to Azure.

You need to provision an App Service Web App to host this docker image and map the custom domain to the App Service web app.

A resource group named FourthCoffeePublicWebResourceGroup has been created in the WestUS region that contains an App Service Plan named AppServiceLinuxDockerPlan.

Which order should the CLI commands be used to develop the solution? To answer, move all of the Azure CLI commands from the list of commands to the answer area and arrange them in the correct order.

Select and Place:

Azure CLI commands	Answer Area
<pre>az webapp config container set --docker-custom-image-name \$dockerHubContainerPath --name \$appName --resource-group fourthCoffeePublicWebResourceGroup</pre>	
<pre>az webapp create --name \$appName --plan AppServiceLinuxDockerPlan --resource-group fourthCoffeePublicWebResourceGroup</pre>	
<pre>#!/bin/bash appName="FourthCoffeePublicWeb\$random" location="WestUS" dockerHubContainerPath="FourthCoffee/publicwe fqdn="http://fourthcoffee.com">www.fourth</pre>	
<pre>az webapp config hostname add --webapp-name \$appName --resource-group fourthCoffeePublicWebResourceGroup \ --hostname \$fqdn</pre>	

Correct Answer:

Azure CLI commands

Answer Area

```
#/bin/bash
appName="FourthCoffeePublicWebSrandom"
location="WestUS"
dockerHubContainerPath="FourthCoffee/publicwe
fqdn="http://fourthcoffee.com">www.fourth
```

```
az webapp create
--name SappName
--plan AppServiceLinuxDockerPlan
--resource-group
fourthCoffeePublicWebResourceGroup
```

```
az webapp config hostname add
--webapp-name SappName
--resource-group
fourthCoffeePublicWebResourceGroup \
--hostname Sfqdn
```

```
az webapp config container set
--docker-custom-image-name
$dockerHubContainerPath
--name SappName
--resource-group
fourthCoffeePublicWebResourceGroup
```

Section: [none]

Explanation

Explanation/Reference:

QUESTION 7

You create a social media application that users can use to upload images and other content.

Users report that adult content is being posted in an area of the site that is accessible to and intended for young children.

You need to automatically detect and flag potentially offensive content. The solution must not require any custom coding other than code to scan and evaluate images.

What should you implement?

- A. Bing Visual Search
- B. Bing Image Search
- C. Custom Vision Search
- D. Computer Vision API

Correct Answer: D

Section: [none]

Explanation

Explanation/Reference:

QUESTION 8

You have an Azure subscription named Subscription1. Subscription1 contains the resource groups in the following table.

RG1 has a web app named WebApp1. WebApp1 is located in West Europe.

Name	Azure region	Policy
RG1	West Europe	Policy1
RG2	North Europe	Policy2
RG3	France Central	Policy3

You move WebApp1 to RG2.

What is the effect of the move?

- A. The App Service plan for WebApp1 moves to North Europe. Policy1 applies to WebApp1.
- B. The App Service plan for WebApp1 remains in West Europe. Policy1 applies to WebApp1.
- C. The App Service plan for WebApp1 moves to North Europe. Policy2 applies to WebApp1.
- D. The App Service plan for WebApp1 remains in West Europe. Policy2 applies to WebApp1.

Correct Answer: D

Section: [none]

Explanation

Explanation/Reference:

Explanation:

<https://vceplus.com/>

You can move an app to another App Service plan, as long as the source plan and the target plan are in the same resource group and geographical region. The region in which your app runs is the region of the App Service plan it's in. However, you cannot change an App Service plan's region.

References: <https://docs.microsoft.com/en-us/azure/app-service/app-service-plan-manage>



Testlet 2

Case Study

This is a case study. **Case studies are not timed separately. You can use as much exam time as you would like to complete each case.** However, there may be additional case studies and sections on this exam. You must manage your time to ensure that you are able to complete all questions included on this exam in the time provided.

To answer the questions included in a case study, you will need to reference information that is provided in the case study. Case studies might contain exhibits and other resources that provide more information about the scenario that is described in the case study. Each question is independent of the other questions in this case study.

At the end of this case study, a review screen will appear. This screen allows you to review your answers and to make changes before you move to the next section of the exam. After you begin a new section, you cannot return to this section.

To start the case study

To display the first question in this case study, click the **Next** button. Use the buttons in the left pane to explore the content of the case study before you answer the questions. Clicking these buttons displays information such as business requirements, existing environment, and problem statements. If the case study has an **All Information** tab, note that the information displayed is identical to the information displayed on the subsequent tabs. When you are ready to answer a question, click the **Question** button to return to the question. **Overview**

Contoso, Ltd. is a consulting company that has a main office in Montreal and two branch offices in Seattle and New York.

The Montreal office has 2,000 employees. The Seattle office has 1,000 employees. The New York office has 200 employees.

All the resources used by Contoso are hosted on-premises.

Contoso created a new Azure subscription. The Azure Active Directory (Azure AD) tenant uses a domain named contoso.onmicrosoft.com. The tenant uses the P1 pricing tier.

Existing Environment

The network contains an Active Directory forest named contoso.com. All domain controllers are configured as DNS servers and host the contoso.com DNS zone.

Contoso has finance, human resources, sales, research, and information technology departments. Each department has an organizational unit (OU) that contains all the accounts of that respective department. All the user accounts have the department attribute set to their respective department. New users are added frequently.

Contoso.com contains a user named User1.

All the offices connect by using private links.

Contoso has data centers in the Montreal and Seattle offices. Each data center has a firewall that can be configured as a VPN device.

All infrastructure servers are virtualized. The virtualization environment contains the servers in the following table.

Name	Role	Contains virtual machine
Server1	VMware vCenter server	VM1
Server2	Hyper-V host	VM2

Contoso uses two web applications named App1 and App2. Each instance on each web application requires 1 GB of memory.

The Azure subscription contains the resources in the following table.

Name	Type
VNet1	Virtual network
VM3	Virtual network
VM4	Virtual network

The network security team implements several network security groups (NSGs).

Requirements

Planned Changes

Contoso plans to implement the following changes:

- Deploy Azure ExpressRoute to the Montreal office
- Migrate the virtual machine hosted on Server1 and Server2 to Azure
- Synchronize on-premises Active Directory to Azure Active Directory (Azure AD)
- Migrate App1 and App2 to two Azure web apps named WebApp1 and WebApp2.

Technical Requirements

Contoso must meet the following technical requirements:

- Ensure that WebApp1 can adjust the number of instances automatically based on the load and can scale up to five instances
- Ensure that VM3 can establish outbound connections over TCP port 8080 to the applications servers in the Montreal office
- Ensure that routing information is exchanged automatically between Azure and the routers in the Montreal office
- Enable Azure Multi-Factor Authentication (MFA) for the users in the finance department only
- Ensure that webapp2.azurewebsites.net can be accessed by using the name app2.contoso.com
- Connect the New York office to VNet1 over the Internet by using an encrypted connection

<https://vceplus.com/>

- Create a workflow to send an email message when the settings of VM4 are modified
- Create a custom Azure role named Role1 that is based on the Reader role ▪

Minimize costs whenever possible

QUESTION 1

You need to configure a host name for WebApp2.

What should you do first?

- A. In Azure AD, add contoso.com as a custom domain name
- B. In the public DNS zone of contoso.onmicrosoft.com, add an NS record
- C. In Azure AD, add webapp2.azurewebsites.net as a custom domain name
- D. In the public DNS zone of contoso.com, add a CNAME record

Correct Answer: C

Section: [none]

Explanation

Explanation/Reference:

Explanation:

Scenario: Ensure that webapp2.azurewebsites.net can be accessed by using the name app2.contoso.com

When you create a Cloud Service, Azure assigns it to a subdomain of cloudapp.net. For example, if your Cloud Service is named "contoso", your users will be able to access your application on a URL like <http://contoso.cloudapp.net>. Azure also assigns a virtual IP address.

However, you can also expose your application on your own domain name, such as contoso.com.

References: <https://docs.microsoft.com/en-us/azure/cloud-services/cloud-services-custom-domain-name-portal>

QUESTION 2

Which pricing tier should you recommend for WebApp1?

- A. D1
- B. P1v2
- C. S1
- D. B1

Correct Answer: C

Section: [none]

Explanation

Explanation/Reference:

Explanation:

Standard supports up to 10 instances, and would be enough as the Standard plan includes auto scale that can automatically adjust the number of virtual machine instances running to match your traffic needs.

Scenario: Ensure that WebApp1 can adjust the number of instances automatically based on the load and can scale up to five instances

Incorrect Answers:

D: Basic supports only up to 3 instances.

References:

<https://azure.microsoft.com/en-us/pricing/details/app-service/windows/>



Question Set 1

QUESTION 1

You have two Azure virtual machines named VM1 and VM2.

You have two Recovery Services vaults named RSV1 and RSV2. VM2 is protected by RSV1.

You need to use RSV2 to protect VM2.

What should you do first?

- A. From the RSV2 blade, click **Backup**. From the Backup blade, select the backup for the virtual machine, and then click **Backup**
- B. From the RSV1 blade, click **Backup items** and stop the VM2 backup
- C. From the VM2 blade, click **Disaster recovery**, click **Replication settings**, and then select RSV2 as the Recovery Services vault
- D. From the RSV1 blade, click **Backup Jobs** and export the VM2 job

Correct Answer: C

Section: [none]

Explanation

Explanation/Reference: References: <https://docs.microsoft.com/en-us/azure/backup/backup-azure-vms-first-look-arm>



QUESTION 2

You have a resource group named RG1. RG1 contains an Azure Storage account named storageaccount1 and a virtual machine named VM1 that runs Windows Server 2016.

Storageaccount1 contains the disk files for VM1.

You apply a ReadOnly lock to RG1.

What can you do from the Azure portal?

- A. Start VM1
- B. Upload a blob to storageaccount1
- C. View the keys of storageaccount1
- D. generate an automation script for RG1

Correct Answer: C

Section: [none]

Explanation

Explanation/Reference:

Explanation:

ReadOnly allows authorized users to read a resource, but they can't delete or update the resource. Applying this lock is similar to restricting all authorized users to the permissions granted by the Reader role.

References: <https://docs.microsoft.com/en-us/azure/azure-resource-manager/resource-group-lock-resources>

QUESTION 3

You download an Azure Resource Manager template based on an existing virtual machine. The template will be used to deploy 100 virtual machines.

You need to modify the template to reference an administrative password. You must prevent the password from being stored in plain text.

What should you create to store the password?

- A. an Azure Key Vault and an access policy.
- B. an Azure Storage account and an access policy.
- C. Azure Active Directory (AD) Identity Protection and an Azure policy.
- D. a Recovery Services vault and a backup policy.

Correct Answer: A

Section: [none]

Explanation

Explanation/Reference:

QUESTION 4

Note: This question is part of series of questions that present the same scenario. Each question in the series contains a unique solution that might meet the stated goals. Some question sets might have more than one correct solution, while others might not have a correct solution.

After you answer a question in this section, you will NOT be able to return to it. As a result, these questions will not appear in the review screen.

Your network contains an Active Directory forest named fabrikam.com. The forest contains two child domains named corp.fabrikam.com and research.fabrikam.com.

You have an Azure subscription that contains an Azure Active Directory (Azure AD) tenant named contoso.com.

<https://vceplus.com/>

You install Azure AD Connect and sync all the on-premises user accounts to the Azure AD tenant. You implement seamless single sign-on (SSO).

You plan to change the source of authority for all the user accounts in research.fabrikam.com to Azure AD.

You need to prevent research.fabrikam.com from resyncing to Azure AD.

Solution: From the Azure Active Directory admin center, you delete a custom domain.

Does this meet the goal?

- A. Yes
- B. No

Correct Answer: B

Section: [none]

Explanation

Explanation/Reference:

Explanation:

Instead you should customize the default synchronization rule.



Note:

To delete a custom domain name, you must first ensure that no resources in your directory rely on the domain name. You can't delete a domain name from your directory if:

- Any user has a user name, email address, or proxy address that includes the domain name.
- Any group has an email address or proxy address that includes the domain name.
- Any application in your Azure AD has an app ID URI that includes the domain name.

References: <https://docs.microsoft.com/en-us/azure/active-directory/hybrid/how-to-connect-create-custom-sync-rule>

QUESTION 5

Note: This question is part of series of questions that present the same scenario. Each question in the series contains a unique solution that might meet the stated goals. Some question sets might have more than one correct solution, while others might not have a correct solution.

After you answer a question in this section, you will NOT be able to return to it. As a result, these questions will not appear in the review screen.

Your network contains an Active Directory forest named fabrikam.com. The forest contains two child domains named corp.fabrikam.com and research.fabrikam.com.

You have an Azure subscription that contains an Azure Active Directory (Azure AD) tenant named contoso.com.

<https://vceplus.com/>

You install Azure AD Connect and sync all the on-premises user accounts to the Azure AD tenant. You implement seamless single sign-on (SSO).

You plan to change the source of authority for all the user accounts in research.fabrikam.com to Azure AD.

You need to prevent research.fabrikam.com from resyncing to Azure AD.

Solution: You use the Synchronization Service Manager.

Does this meet the goal?

- A. Yes
- B. No

Correct Answer: B

Section: [none]

Explanation

Explanation/Reference:

Explanation:

Instead you should customize the default synchronization rule.

Note: The Synchronization Service Manager UI is used to configure more advanced aspects of the sync engine and to see the operational aspects of the service.

References: <https://docs.microsoft.com/en-us/azure/active-directory/hybrid/how-to-connect-create-custom-sync-rule>

QUESTION 6

You have an Azure solution that uses Multi-Factor Authentication for added security when users are outside of the office. The usage model has been set to Per Authentication.

Your company acquires another company and adds the new staff to Azure Active Directory (Azure AD). New staff members must use Multi-Factor Authentication.

You need to change the usage model to Per Enabled User.

What should you recommend?

- A. Create a new Multi-Factor Authentication provider and reconfigure the usage model.
- B. Create a new Multi-Factor Authentication provider with a backup from the current Multi-Factor Authentication provider data.
- C. Use the Azure portal to change the current usage model.
- D. Use Azure CLI to change the current usage model.

Correct Answer: B

Section: [none]

Explanation

Explanation/Reference:

Explanation:

Since it is not possible to change the usage model of an existing provider as it is right now, you have to create a new one and reactivate your existing server with activation credentials from the new provider.

References: <https://365lab.net/2015/04/11/switch-usage-model-in-azure-multi-factor-authentication-server/>

QUESTION 7

Your network contains an on-premises Active Directory and an Azure Active Directory (Azure AD) tenant.

You deploy Azure AD Connect and configure pass-through authentication?

Your Azure subscription contains several web apps that are accessed from the Internet.

You plan to enable Azure Multi-Factor Authentication (MFA) for the Azure tenant.

You need to recommend a solution to prevent users from being prompted for Azure MFA when they access the web apps from the on-premises network.

What should you include in the recommendation?

- A. a site-to-site VPN between the on-premises network and Azure
- B. an Azure policy
- C. an Azure ExpressRoute circuit
- D. trusted IPs

Correct Answer: D

Section: [none]

Explanation

Explanation/Reference:

Explanation:

The Trusted IPs feature of Azure Multi-Factor Authentication is used by administrators of a managed or federated tenant. The feature bypasses two-step verification for users who sign in from the company intranet. The feature is available with the full version of Azure Multi-Factor Authentication, and not the free version for administrators.

References: <https://docs.microsoft.com/en-us/azure/active-directory/authentication/howto-mfa-mfasettings#trusted-ips>

QUESTION 8

You are the global administrator for an Azure Active Directory (Azure AD) tenant named adatum.com.

You need to enable two-step verification for Azure users.

What should you do?

- A. Create an Azure AD conditional access policy.
- B. Configure a playbook in Azure Security Center.
- C. Enable Azure AD Privileged Identity Management.
- D. Install an MFA Server.

Correct Answer: A

Section: [none]

Explanation

Explanation/Reference:

References: <https://docs.microsoft.com/en-us/azure/active-directory/authentication/howto-mfa-getstarted>

QUESTION 9

Note: This question is part of series of questions that present the same scenario. Each question in the series contains a unique solution that might meet the stated goals. Some question sets might have more than one correct solution, while others might not have a correct solution.

After you answer a question in this section, you will NOT be able to return to it. As a result, these questions will not appear in the review screen.

Your network contains an Active Directory forest named fabrikam.com. The forest contains two child domains named corp.fabrikam.com and research.fabrikam.com.

You have an Azure subscription that contains an Azure Active Directory (Azure AD) tenant named contoso.com.

You install Azure AD Connect and sync all the on-premises user accounts to the Azure AD tenant. You implement seamless single sign-on (SSO).

You plan to change the source of authority for all the user accounts in research.fabrikam.com to Azure AD.

You need to prevent research.fabrikam.com from resyncing to Azure AD.

Solution: You use the Azure AD Connect wizard.

Does this meet the goal?

- A. Yes
- B. No

Correct Answer: B

Section: [none]

Explanation

Explanation/Reference:

Explanation:

Instead you should customize the default synchronization rule.

Note: The Synchronization Service Manager UI is used to configure more advanced aspects of the sync engine and to see the operational aspects of the service.

References: <https://docs.microsoft.com/en-us/azure/active-directory/hybrid/how-to-connect-create-custom-sync-rule>

QUESTION 10

HOTSPOT

You are developing an Azure Web App. You configure TLS mutual authentication for the web app.

You need to validate the client certificate in the web app. To answer, select the appropriate options in the answer area.

NOTE: Each correct selection s worth one point.


Hot Area:

Answer Area

Property	Value
Client certificate location	<div><div></div><div>HTTP request header</div><div>Client cookie</div><div>HTTP message body</div><div>URL query string</div></div>
Encoding type	<div><div></div><div>HTML</div><div>URL</div><div>Unicode</div><div>Base64</div></div>

Correct Answer:

Answer Area

Property	Value
Client certificate location	<div>▼</div> <div> HTTP request header Client cookie HTTP message body URL query string </div>
Encoding type	<div>  <div>▼</div> <div> HTML URL Unicode Base64 </div> </div>

Section: [none]

Explanation

Explanation/Reference:

QUESTION 11

You have a Recovery Service vault that you use to test backups. The test backups contain two protected virtual machines.

You need to delete the Recovery Services vault.

<https://vceplus.com/>

What should you do first?

- A. From the Recovery Service vault, delete the backup data
- B. Modify the disaster recovery properties of each virtual machines
- C. Modify the locks of each virtual machine
- D. From the Recovery Service vault, stop the backup of each backup item

Correct Answer: D

Section: [none]

Explanation

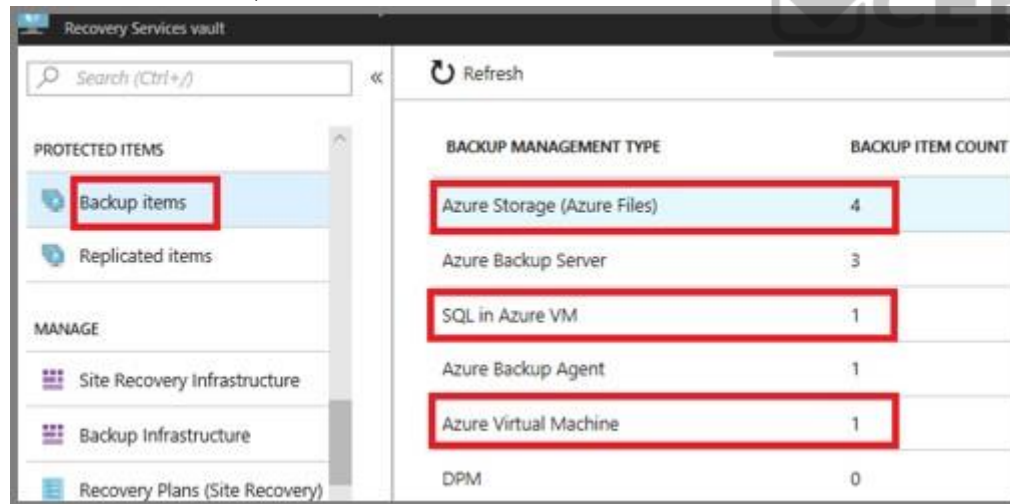
Explanation/Reference:

Explanation:

You can't delete a Recovery Services vault if it is registered to a server and holds backup data. If you try to delete a vault, but can't, the vault is still configured to receive backup data.

Remove vault dependencies and delete vault

In the vault dashboard menu, scroll down to the Protected Items section, and click Backup Items. In this menu, you can stop and delete Azure File Servers, SQL Servers in Azure VM, and Azure virtual machines.



References:

<https://docs.microsoft.com/en-us/azure/backup/backup-azure-delete-vault>

QUESTION 12

<https://vceplus.com/>

Note: This question is part of series of questions that present the same scenario. Each question in the series contains a unique solution that might meet the stated goals. Some question sets might have more than one correct solution, while others might not have a correct solution.

After you answer a question in this section, you will NOT be able to return to it. As a result, these questions will not appear in the review screen.

Your network contains an Active Directory forest named fabrikam.com. The forest contains two child domains named corp.fabrikam.com and research.fabrikam.com.

You have an Azure subscription that contains an Azure Active Directory (Azure AD) tenant named contoso.com.

You install Azure AD Connect and sync all the on-premises user accounts to the Azure AD tenant. You implement seamless single sign-on (SSO).

You plan to change the source of authority for all the user accounts in research.fabrikam.com to Azure AD.

You need to prevent research.fabrikam.com from resyncing to Azure AD.

Solution: You use Active Directory Domains and Trusts from a computer joined to fabrikam.com.

Does this meet the goal?

- A. Yes
- B. No



Correct Answer: B

Section: [none]

Explanation

Explanation/Reference:

Explanation:

Instead you should customize the default synchronization rule.

Note:

To delete a custom domain name, you must first ensure that no resources in your directory rely on the domain name. You can't delete a domain name from your directory if:

- Any user has a user name, email address, or proxy address that includes the domain name.
- Any group has an email address or proxy address that includes the domain name.
- Any application in your Azure AD has an app ID URI that includes the domain name.

References: <https://docs.microsoft.com/en-us/azure/active-directory/hybrid/how-to-connect-create-custom-sync-rule>

QUESTION 13

<https://vceplus.com/>

You have the Azure virtual machines shown in the following table.

Name	Azure region
VM1	West Europe
VM2	West Europe
VM3	North Europe
VM4	North Europe

You have a Recovery Services vault that protects VM1 and VM2.

You need to protect VM3 and VM4 by using Recovery Services.

What should you do first?

- A. Create a new backup policy
- B. Create a new Recovery Services vault
- C. Configure the extensions for VM3 and VM4
- D. Create a storage account

Correct Answer: B

Section: [none]

Explanation

Explanation/Reference:

Explanation:

A Recovery Services vault is a storage entity in Azure that houses data. The data is typically copies of data, or configuration information for virtual machines (VMs), workloads, servers, or workstations. You can use Recovery Services vaults to hold backup data for various Azure services

References: <https://docs.microsoft.com/en-us/azure/site-recovery/azure-to-azure-tutorial-enable-replication>

QUESTION 14

You have an Azure Active Directory (Azure AD) domain that contains 5,000 user accounts. You create a new user account named AdminUser1.

You need to assign the User administrator administrative role to AdminUser1.

What should you do from the user account properties?

- A. From the Directory role blade, modify the directory role
- B. From the Licenses blade, assign a new license
- C. From the Groups blade, invite the user account to a new group

Correct Answer: A

Section: [none]

Explanation

Explanation/Reference:

Explanation:

Assign a role to a user

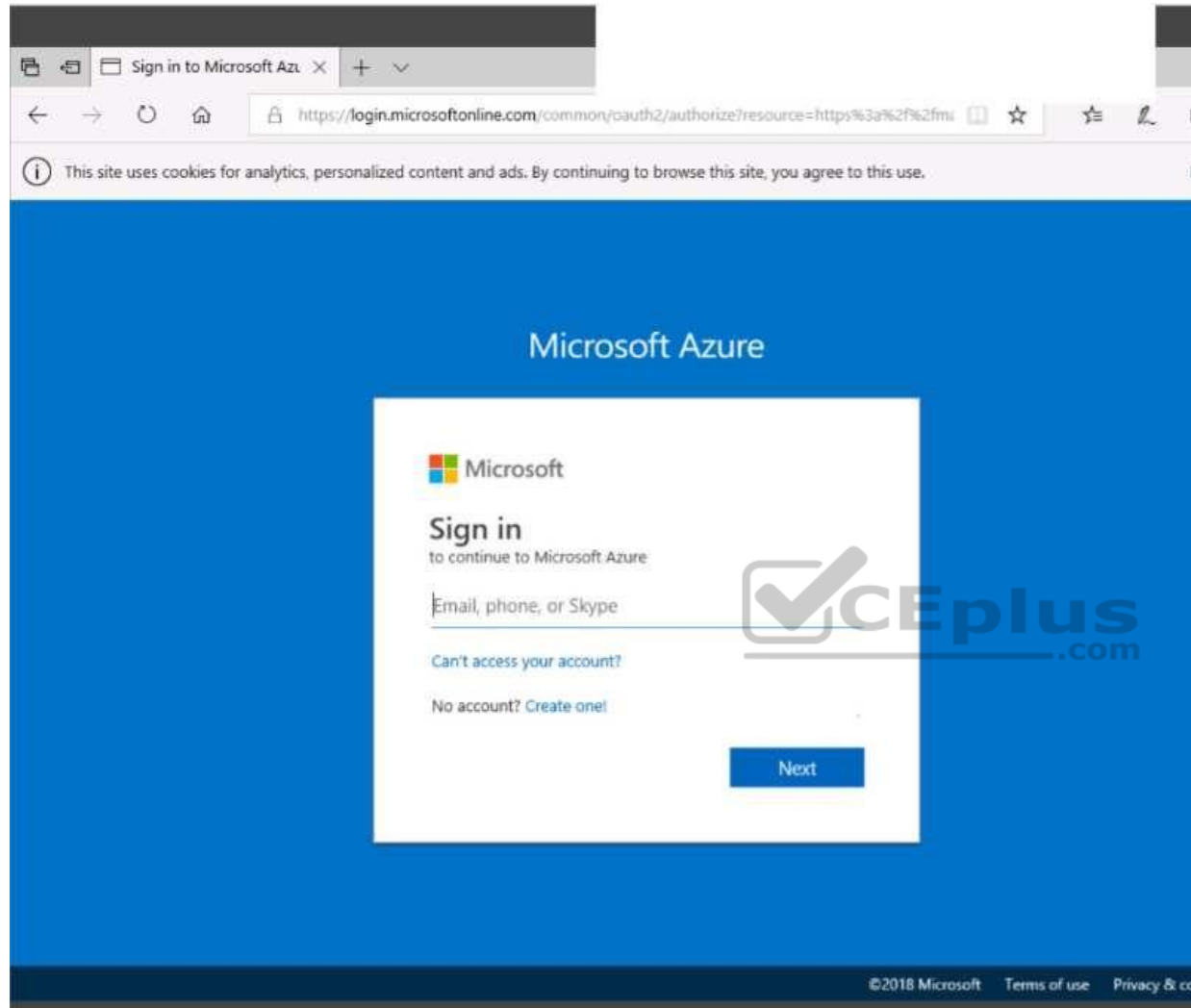
1. Sign in to the Azure portal with an account that's a global admin or privileged role admin for the directory.
2. Select Azure Active Directory, select Users, and then select a specific user from the list.
3. For the selected user, select Directory role, select Add role, and then pick the appropriate admin roles from the Directory roles list, such as Conditional access administrator.
4. Press Select to save.

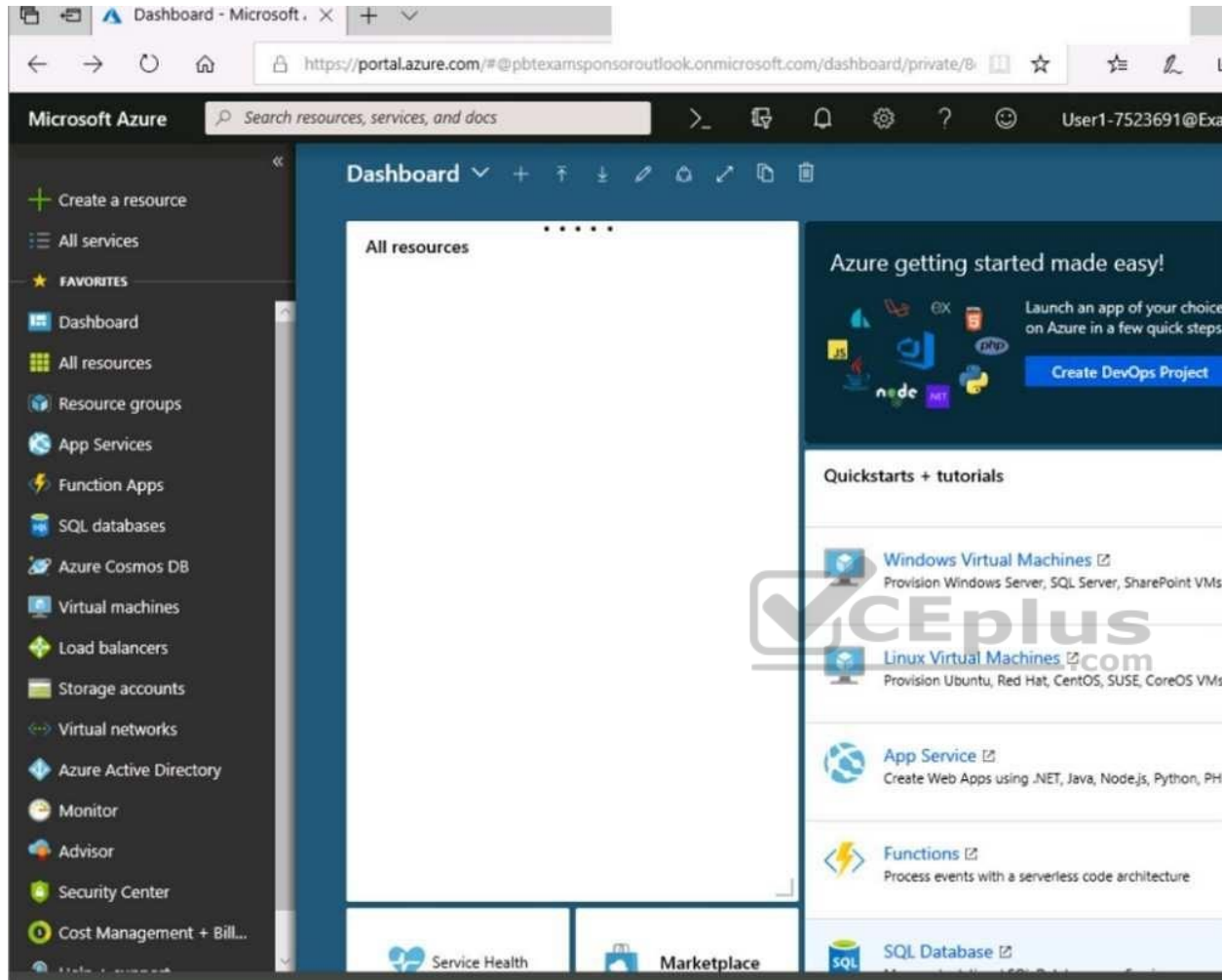
References: <https://docs.microsoft.com/en-us/azure/active-directory/fundamentals/active-directory-users-assign-role-azure-portal>

QUESTION 15

SIMULATION

Click to expand each objective. To connect to the Azure portal, type <https://portal.azure.com> in the browser address bar.





<https://vceplus.com/>

[Home](#) > [Storage accounts](#) > Create storage account

Create storage account

✓ Validation passed

[Basics](#) [Advanced](#) [Tags](#) [Review + create](#)

BASICS

Subscription	Microsoft AZ-100 5
Resource group	corpdatalod7523690
Location	East US
Storage account name	corpdata7523690n1
Deployment model	Resource manager
Account kind	StorageV2 (general purpose v2)
Replication	Read-access geo-redundant storage (RA-GRS)
Performance	Standard
Access tier (default)	Hot

ADVANCED

Secure transfer required	Enabled
Hierarchical namespace	Disabled

Create

Previous

Next

[Download a template for automation](#)

[Home](#) > [Storage accounts](#) > Create storage account

Create storage account

*** Submitting deployment...

Submitting the deployment template for resource 'corpdata7523690'.

[Basics](#) [Advanced](#) [Tags](#) [Review + create](#)

BASICS

Subscription	Microsoft AZ-100 5
Resource group	corpdata7523690
Location	East US
Storage account name	corpdata7523690n1
Deployment model	Resource manager
Account kind	StorageV2 (general purpose v2)
Replication	Read-access geo-redundant storage (RA-GRS)
Performance	Standard
Access tier (default)	Hot

ADVANCED

Secure transfer required	Enabled
Hierarchical namespace	Disabled

[Home](#) > Microsoft.StorageAccount-20181011170335 - Overview

Microsoft.StorageAccount-20181011170335 - Overview

Deployment

 Delete  Cancel  Redeploy  Refresh

 Overview

 Outputs

 Inputs

 Template

... Your deployment is underway

Check the status of your deployment, manage resources, or troubleshoot deployment issues. Pin this page to your dashboard to easily find it next time.



Deployment
name: Microsoft.StorageAccount-
20181011170335
Subscription: [Microsoft AZ-100 5](#)
Resource group: [corpdatalod7523690](#)

DEPLOYMENT DETAILS [\(Download\)](#)


Start time: 10/11/2018 5:04:06 PM
Duration: 17 seconds
Correlation ID: bd0806a4-d1bd-42db-be6b-
55e0ec38f49b

RESOURCE	TYPE	STATUS	OPERATI...
----------	------	--------	------------

No results.

[Home](#) > [Virtual machines](#) > Create a virtual machine

Create a virtual machine

 Validation failed. Required information is missing or not valid.

[Basics](#) • [Disks](#) [Networking](#) [Management](#) [Guest config](#) [Tags](#) [Review + create](#)

PRODUCT DETAILS

Ubuntu Server 18.04 LTS

by Canonical

[Terms of use](#) | [Privacy policy](#)

Standard D2s v3

by Microsoft

[Terms of use](#) | [Privacy policy](#)

Pricing not available for this offering

View [Pricing details](#) for more information.

Subscription credits apply 

0.0960 USD/hr

[Pricing for other VM sizes](#)

TERMS

By clicking "Create", I (a) agree to the legal terms and privacy statement(s) associated with the Marketplace offering(s) listed above; (b) authorize Microsoft to bill my current payment method for the fees associated with the offering(s), with the same billing frequency as my Azure subscription; and (c) agree that Microsoft may share my contact, usage and transactional information with the provider(s) of the offering(s) for support, billing and other transactional activities. Microsoft does not provide rights for third-party offerings. See the [Azure Marketplace Terms](#) for additional details.

When you are finished performing all the tasks, click the 'Next' button.

Note that you cannot return to the lab once you click the 'Next' button. Scoring occurs in the background while you complete the rest of the exam.

Overview

The following section of the exam is a lab. In this section, you will perform a set of tasks in a live environment. While most functionality will be available to you as it would be in a live environment, some functionality (e.g., copy and paste, ability to navigate to external websites) will not be possible by design.

<https://vceplus.com/>

[www.vceplus.com](https://vceplus.com/) - Free Questions & Answers - Online Courses - Convert VCE to PDF - VCEplus.com

Scoring is based on the outcome of performing the tasks stated in the lab. In other words, it doesn't matter how you accomplish the task, if you successfully perform it, you will earn credit for that task.

Labs are not timed separately, and this exam may have more than one lab that you must complete. You can use as much time as you would like to complete each lab. But, you should manage your time appropriately to ensure that you are able to complete the lab(s) and all other sections of the exam in the time provided.

Please note that once you submit your work by clicking the Next button within a lab, you will NOT be able to return to the lab.

To start the lab

You may start the lab by clicking the Next button.

You plan to prevent users from accidentally deleting blob data from Azure.

You need to ensure that administrators can recover any blob data that is deleted accidentally from the storagelod8322489 storage account for 14 days after the deletion occurred.

What should you do from the Azure portal?

Correct Answer: See explanation below.

Section: [none]

Explanation



Explanation/Reference:

Explanation:

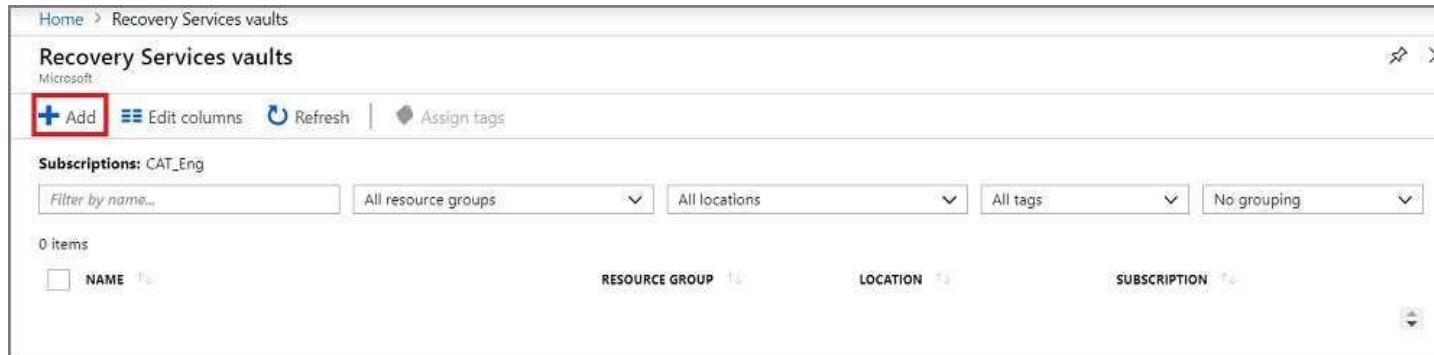
Task A: Create a Recovery Services vault (if a vault already exists skip this task, go to Task B below)

A1. From Azure Portal, On the Hub menu, click All services and in the list of resources, type Recovery Services and click Recovery Services vaults.



If there are recovery services vaults in the subscription, the vaults are listed.

A2. On the Recovery Services vaults menu, click Add.

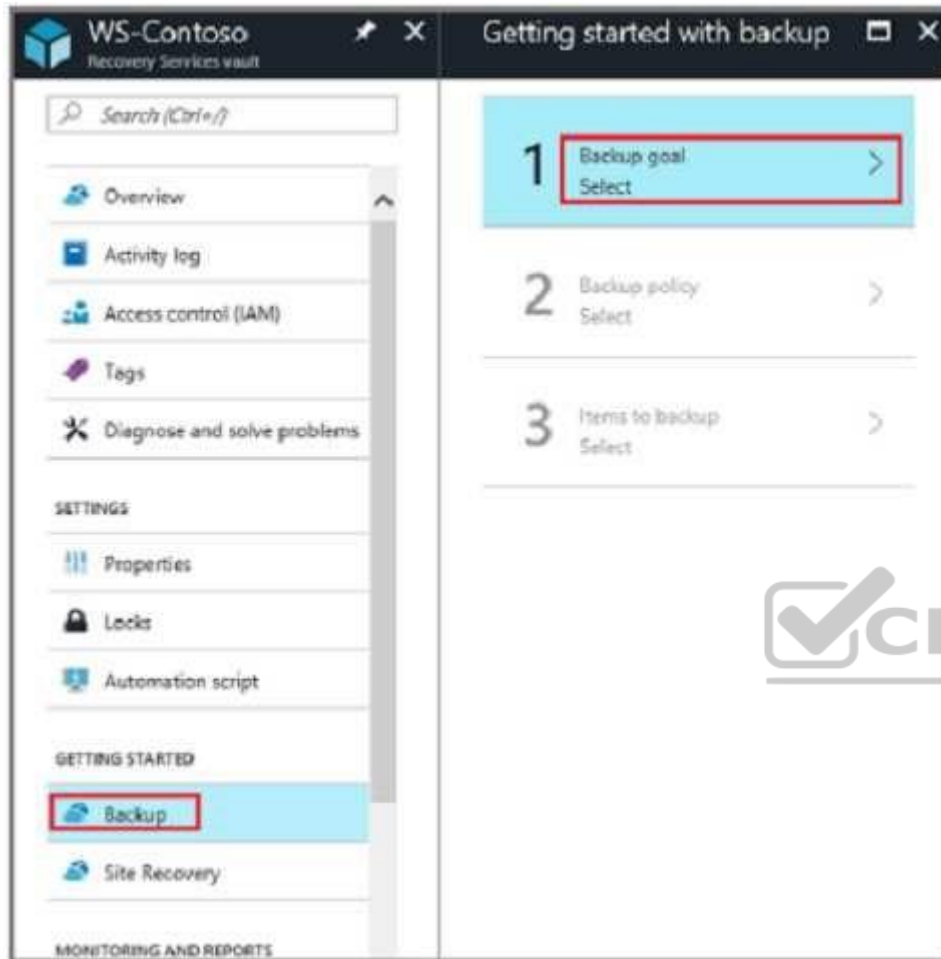


A3. The Recovery Services vault blade opens, prompting you to provide a Name, Subscription, Resource group, and Location

Task B. Create a backup goal

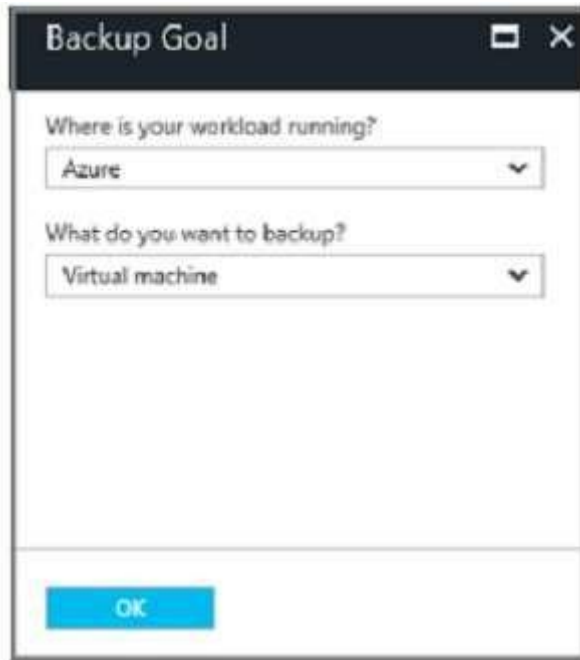
B1. On the Recovery Services vault blade (for the vault you just created), in the Getting Started section, click Backup, then on the Getting Started with Backup blade, select Backup goal.





The Backup Goal blade opens. If the Recovery Services vault has been previously configured, then the Backup Goal blades opens when you click Backup on the Recovery Services vault blade.

B2. From the Where is your workload running? drop-down menu, select Azure.




B3. From the What do you want to backup? menu, select Blob Storage, and click OK.

B4. Finish the Wizard.

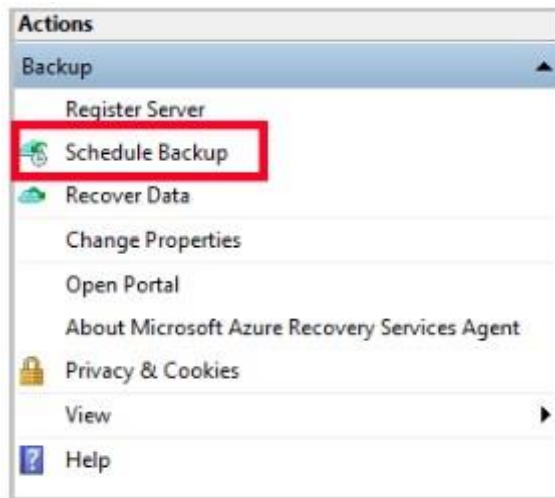
Task C. create a backup schedule

C1. Open the Microsoft Azure Backup agent. You can find it by searching your machine for Microsoft Azure Backup.



C2. In the Backup agent's Actions pane, click Schedule Backup to launch the Schedule Backup Wizard.

<https://vceplus.com/>



C3. On the Getting started page of the Schedule Backup Wizard, click Next.

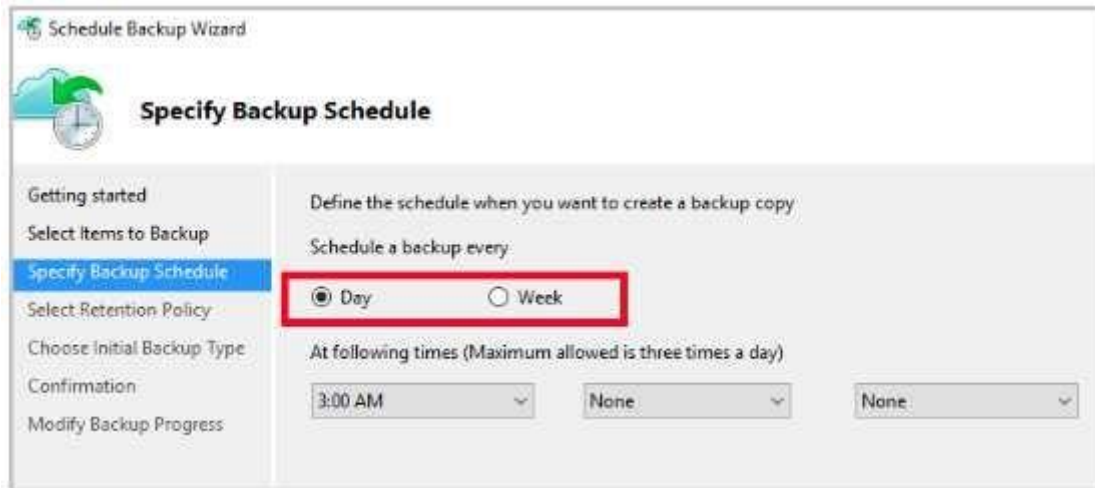
C4. On the Select Items to Backup page, click Add Items.

The Select Items dialog opens.

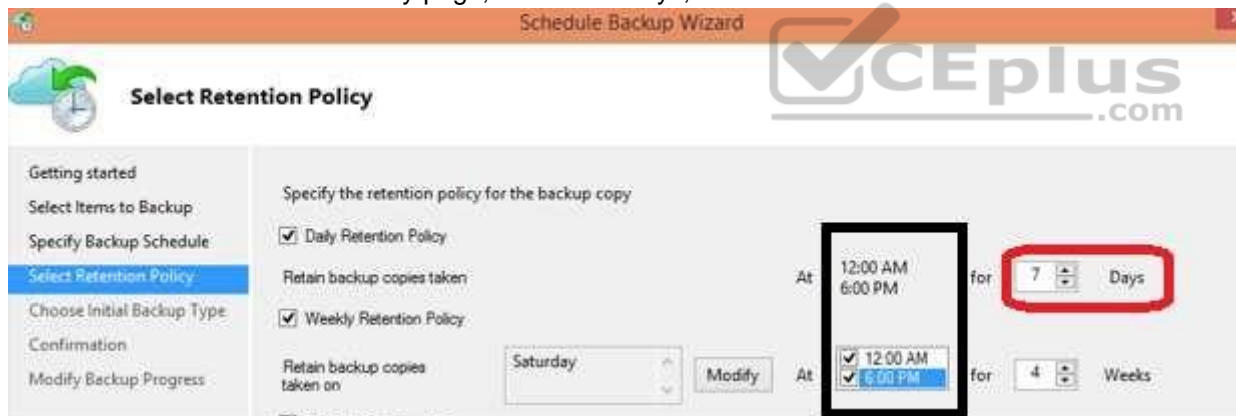
C5. Select Blob Storage you want to protect, and then click OK.

C6. In the Select Items to Backup page, click Next.

On the Specify Backup Schedule page, specify Schedule a backup every day, and click Next.



C7. On the Select Retention Policy page, set it to 14 days, and click Next.



C8. Finish the Wizard.

References: <https://docs.microsoft.com/en-us/azure/backup/backup-configure-vault>

QUESTION 16

You have two Azure Active Directory (Azure AD) tenants named contoso.com and fabrikam.com.

<https://vceplus.com/>

You have a Microsoft account that you use to sign in to both tenants.

You need to configure the default sign-in tenant for the Azure portal.

What should you do?

- A. From the Azure portal, configure the portal settings
- B. From the Azure portal, change the directory
- C. From Azure Cloud Shell, run `Set-AzureRmContext`
- D. From Azure Cloud Shell, run `Set-AzureRmSubscription`

Correct Answer: B

Section: [none]

Explanation

Explanation/Reference:

Explanation:

Change the subscription directory in the Azure portal.

The classic portal feature Edit Directory, that allows you to associate an existing subscription to your Azure Active Directory (AAD), is now available in Azure portal. It used to be available only to Service Admins with Microsoft accounts, but now it's available to users with AAD accounts as well.

To get started:

1. Go to Subscriptions.
2. Select a subscription.
3. Select Change directory.

Incorrect Answers:

C: The `Set-AzureRmContext` cmdlet sets authentication information for cmdlets that you run in the current session. The context includes tenant, subscription, and environment information.

References: <https://azure.microsoft.com/en-us/updates/edit-directory-now-in-new-portal/>

QUESTION 17

You sign up for Azure Active Directory (Azure AD) Premium.

You need to add a user named `admin1@contoso.com` as an administrator on all the computers that will be joined to the Azure AD domain.

What should you configure in Azure AD?

<https://vceplus.com/>

- A. Providers from the MFA Server blade
- B. General settings from the Groups blade
- C. Device settings from the Devices blade
- D. User settings from the Users blade

Correct Answer: D

Section: [none]

Explanation

Explanation/Reference:

Explanation:

When you connect a Windows device with Azure AD using an Azure AD join, Azure AD adds the following security principles to the local administrators group on the device:

- The Azure AD global administrator role
- The Azure AD device administrator role ▪

The user performing the Azure AD join

In the Azure portal, you can manage the device administrator role on the Devices page. To open the Devices page:

1. Sign in to your Azure portal as a global administrator or device administrator.
2. On the left navbar, click Azure Active Directory.
3. In the Manage section, click Devices.
4. On the Devices page, click Device settings.
5. To modify the device administrator role, configure Additional local administrators on Azure AD joined devices.

References: <https://docs.microsoft.com/en-us/azure/active-directory/devices/assign-local-admin>

QUESTION 18

Your company has an Azure subscription.

You enable multi-factor authentication (MFA) for all users.

The company's help desk reports an increase in calls from users who receive MFA requests while they work from the company's main office.

You need to prevent the users from receiving MFA requests when they sign in from the main office.

What should you do?

- A. From Azure Active Directory (Azure AD), configure organizational relationships.
- B. From the MFA service settings, create a trusted IP range.

<https://vceplus.com/>

- C. From Conditional access in Azure Active Directory (Azure AD), create a custom control.
- D. From Conditional access in Azure Active Directory (Azure AD), create a named location.

Correct Answer: B

Section: [none]

Explanation

Explanation/Reference:

Explanation:

The first thing you may want to do, before enabling Multi-Factor Authentication for any users, is to consider configuring some of the available settings. One of the most important features is a trusted IPs list. This will allow you to whitelist a range of IPs for your network. This way, when users are in the office, they will not get prompted with MFA, and when they take their devices elsewhere, they will. Here's how to do it:

Log in to your Azure Portal.

Navigate to Azure AD > Conditional Access > Named locations.

From the top toolbar select Configure MFA trusted IPs.

References:

<https://www.kraftkennedy.com/implementing-azure-multi-factor-authentication/>



Testlet 2

Case Study

This is a case study. **Case studies are not timed separately. You can use as much exam time as you would like to complete each case.** However, there may be additional case studies and sections on this exam. You must manage your time to ensure that you are able to complete all questions included on this exam in the time provided.

To answer the questions included in a case study, you will need to reference information that is provided in the case study. Case studies might contain exhibits and other resources that provide more information about the scenario that is described in the case study. Each question is independent of the other questions in this case study.

At the end of this case study, a review screen will appear. This screen allows you to review your answers and to make changes before you move to the next section of the exam. After you begin a new section, you cannot return to this section.

To start the case study

To display the first question in this case study, click the **Next** button. Use the buttons in the left pane to explore the content of the case study before you answer the questions. Clicking these buttons displays information such as business requirements, existing environment, and problem statements. If the case study has an **All Information** tab, note that the information displayed is identical to the information displayed on the subsequent tabs. When you are ready to answer a question, click the **Question** button to return to the question. **Overview**

Humongous Insurance is an insurance company that has three offices in Miami, Tokyo and Bangkok. Each office has 5,000 users.

Existing Environment

Active Directory Environment

Humongous Insurance has a single-domain Active Directory forest named humongousinsurance.com. The functional level of the forest is Windows Server 2012.

You recently provisioned an Azure Active Directory (Azure AD) tenant.

Network Infrastructure

Each office has a local data center that contains all the servers for that office. Each office has a dedicated connection to the Internet.

Each office has several link load balancers that provide access to the servers.

Active Directory Issue

Several users in humongousinsurance.com have UPNs that contain special characters.

You suspect that some of the characters are unsupported in Azure AD.

Licensing Issue

You attempt to assign a license in Azure to several users and receive the following error message: "Licenses not assigned. License agreement failed for one user."

You verify that the Azure subscription has the available licenses.

Requirements

Planned Changes

Humongous Insurance plans to open a new office in Paris. The Paris office will contain 1,000 users who will be hired during the next 12 months. All the resources used by the Paris office users will be hosted in Azure.

Planned Azure AD Infrastructure

The on-premises Active Directory domain will be synchronized to Azure AD.

All client computers in the Paris office will be joined to an Azure AD domain.

Planned Azure Networking Infrastructure

You plan to create the following networking resources in a resource group named All_Resources:

- Default Azure system routes that will be the only routes used to route traffic
- A virtual network named Paris-VNet that will contain two subnets named Subnet1 and Subnet2
- A virtual network named ClientResources-VNet that will contain one subnet named ClientSubnet
- A virtual network named AllOffices-VNet that will contain two subnets named Subnet3 and Subnet4

You plan to enable peering between Paris-VNet and AllOffices-VNet. You will enable the **Use remote gateways** setting for the Paris-VNet peerings.

You plan to create a private DNS zone named humongousinsurance.local and set the registration network to the ClientResources-VNet virtual network.

Planned Azure Computer Infrastructure

Each subnet will contain several virtual machines that will run either Windows Server 2012 R2, Windows Server 2016, or Red Hat Linux.

Department Requirements

Humongous Insurance identifies the following requirements for the company's departments:

- Web administrators will deploy Azure web apps for the marketing department. Each web app will be added to a separate resource group. The initial configuration of the web apps will be identical. The web administrators have permission to deploy web apps to resource groups.
- During the testing phase, auditors in the finance department must be able to review all Azure costs from the past week.

Authentication Requirements

Users in the Miami office must use Azure Active Directory Seamless Single Sign-on (Azure AD Seamless SSO) when accessing resources in Azure.

QUESTION 1

You need to prepare the environment to meet the authentication requirements.

<https://vceplus.com/>

Which two actions should you perform? Each correct answer presents part of the solution

NOTE: Each correct selection is worth one point.

- A. Allow inbound TCP port 8080 to the domain controllers in the Miami office
- B. Install Azure AD Connect on a server in the Miami office and enable Pass-through Authentication
- C. Install the Active Directory Federation Services (AD FS) role on a domain controller in the Miami office
- D. Join the client computers in the Miami office to Azure AD
- E. Add <http://autologon.microsoftazuread-sso.com> to the intranet zone of each client computer in the Miami office.

Correct Answer: BE

Section: [none]

Explanation

Explanation/Reference:

Explanation:

B: Seamless SSO works with any method of cloud authentication - Password Hash Synchronization or Pass-through Authentication, and can be enabled via Azure AD Connect.

E: You can gradually roll out Seamless SSO to your users. You start by adding the following Azure AD URL to all or selected users' Intranet zone settings by using Group Policy in Active Directory: <https://autologon.microsoftazuread-sso.com>

Incorrect Answers:

A: Azure AD connect does not port 8080. It uses port 443.

C: Seamless SSO is not applicable to Active Directory Federation Services (ADFS).

D: Seamless SSO needs the user's device to be domain-joined, but doesn't need for the device to be Azure AD Joined.

Scenario: Users in the Miami office must use Azure Active Directory Seamless Single Sign-on (Azure AD Seamless SSO) when accessing resources in Azure.

Planned Azure AD Infrastructure include: The on-premises Active Directory domain will be synchronized to Azure AD.

References: <https://docs.microsoft.com/en-us/azure/active-directory/connect/active-directory-aadconnect-sso-quick-start>

QUESTION 2

Which blade should you instruct the finance department auditors to use?

- A. Partner information
- B. Cost analysis

<https://vceplus.com/>

- C. Resource providers
- D. Invoices

Correct Answer: D

Section: [none]

Explanation

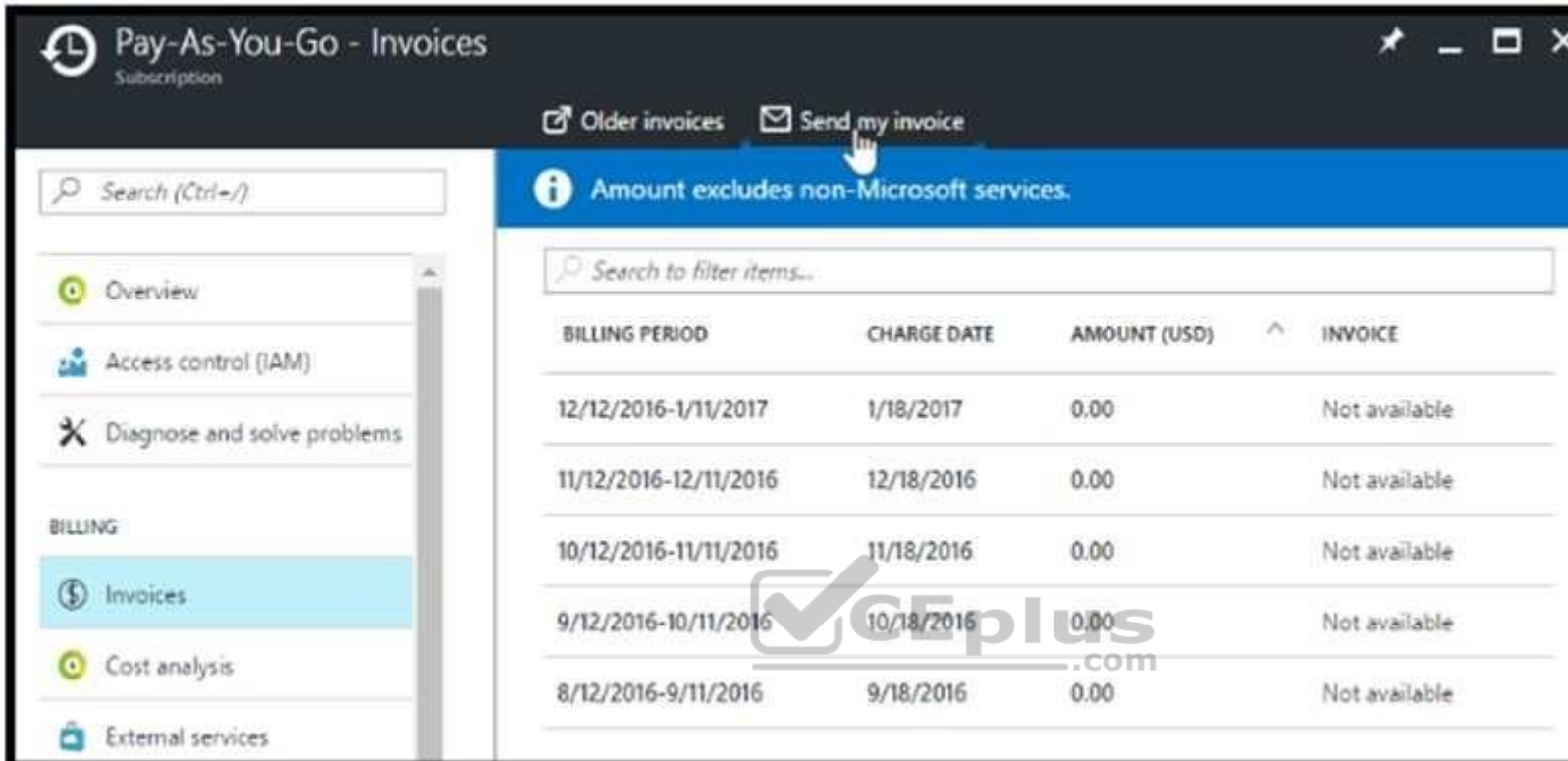
Explanation/Reference:

Explanation:

You can opt in and configure additional recipients to receive your Azure invoice in an email. This feature may not be available for certain subscriptions such as support offers, Enterprise Agreements, or Azure in Open.

1. Select your subscription from the Subscriptions page. Opt-in for each subscription you own. Click Invoices then Email my invoice.





Pay-As-You-Go - Invoices

Subscription

Older invoices Send my invoice

Search (Ctrl+ /)

Overview

Access control (IAM)

Diagnose and solve problems

BILLING

Invoices

Cost analysis

External services

Amount excludes non-Microsoft services.

Search to filter items...

BILLING PERIOD	CHARGE DATE	AMOUNT (USD)	INVOICE
12/12/2016-1/11/2017	1/18/2017	0.00	Not available
11/12/2016-12/11/2016	12/18/2016	0.00	Not available
10/12/2016-11/11/2016	11/18/2016	0.00	Not available
9/12/2016-10/11/2016	10/18/2016	0.00	Not available
8/12/2016-9/11/2016	9/18/2016	0.00	Not available

2. Click Opt in and accept the terms.

Scenario: During the testing phase, auditors in the finance department must be able to review all Azure costs from the past week.

References:

<https://docs.microsoft.com/en-us/azure/billing/billing-download-azure-invoice-daily-usage-date>

Testlet 3

Case study

This is a case study. **Case studies are not timed separately. You can use as much exam time as you would like to complete each case.** However, there may be additional case studies and sections on this exam. You must manage your time to ensure that you are able to complete all questions included on this exam in the time provided.

<https://vceplus.com/>

[www.vceplus.com](https://vceplus.com/) - Free Questions & Answers - Online Courses - Convert VCE to PDF - VCEplus.com

To answer the questions included in a case study, you will need to reference information that is provided in the case study. Case studies might contain exhibits and other resources that provide more information about the scenario that is described in the case study. Each question is independent of the other questions in this case study.

At the end of this case study, a review screen will appear. This screen allows you to review your answers and to make changes before you move to the next section of the exam. After you begin a new section, you cannot return to this section.

To start the case study

To display the first question in this case study, click the **Next** button. Use the buttons in the left pane to explore the content of the case study before you answer the questions. Clicking these buttons displays information such as business requirements, existing environment, and problem statements. If the case study has an **All Information** tab, note that the information displayed is identical to the information displayed on the subsequent tabs. When you are ready to answer a question, click the **Question** button to return to the question. **Overview**

Contoso, Ltd. is a consulting company that has a main office in Montreal and two branch offices in Seattle and New York.

The Montreal office has 2,000 employees. The Seattle office has 1,000 employees. The New York office has 200 employees.

All the resources used by Contoso are hosted on-premises.

Contoso creates a new Azure subscription. The Azure Active Directory (Azure AD) tenant uses a domain named contoso.onmicrosoft.com. The tenant uses the P1 pricing tier.

Existing Environment

The network contains an Active Directory forest named contoso.com. All domain controllers are configured as DNS servers and host the contoso.com DNS zone.

Contoso has finance, human resources, sales, research, and information technology departments. Each department has an organizational unit (OU) that contains all the accounts of that respective department. All the user accounts have the **department** attribute set to their respective department. New users are added frequently.

Contoso.com contains a user named User1.

All the offices connect by using private links.

Contoso has data centers in the Montreal and Seattle offices. Each data center has a firewall that can be configured as a VPN device.

All infrastructure servers are virtualized. The virtualization environment contains the servers in the following table.

Name	Role	Contains virtual machine
Server1	VMWare vCenter server	VM1
Server2	Hyper-V-host	VM2

Contoso uses two web applications named App1 and App2. Each instance on each web application requires 1GB of memory.

The Azure subscription contains the resources in the following table.

Name	Type
VNet1	Virtual network
VM3	Virtual machine
VM4	Virtual machine

The network security team implements several network security groups (NSGs).

Planned Changes

Contoso plans to implement the following changes:

- Deploy Azure ExpressRoute to the Montreal office.
- Migrate the virtual machines hosted on Server1 and Server2 to Azure.
- Synchronize on-premises Active Directory to Azure Active Directory (Azure AD).
- Migrate App1 and App2 to two Azure web apps named WebApp1 and WebApp2.

Technical requirements

Contoso must meet the following technical requirements:

- Ensure that WebApp1 can adjust the number of instances automatically based on the load and can scale up to five instances.
- Ensure that VM3 can establish outbound connections over TCP port 8080 to the applications servers in the Montreal office.
- Ensure that routing information is exchanged automatically between Azure and the routers in the Montreal office.
- Ensure Azure Multi-Factor Authentication (MFA) for the users in the finance department only.
- Ensure that webapp2.azurewebsites.net can be accessed by using the name app2.contoso.com
- Connect the New York office to VNet1 over the Internet by using an encrypted connection.
- Create a workflow to send an email message when the settings of VM4 are modified.
- Create a custom Azure role named Role1 that is based on the Reader role. ▪

Minimize costs whenever possible.

QUESTION 1

You need to recommend a solution to automate the configuration for the finance department users. The solution must meet the technical requirements.

What should you include in the recommendation?

- A. an Azure logic app and the Microsoft Identity Management (MIM) client
- B. Azure AD Identity Protection
- C. dynamic groups and conditional access policies
- D. Azure AD B2C

Correct Answer: C

Section: [none]

Explanation

Explanation/Reference:

Explanation:

Scenario: Ensure Azure Multi-Factor Authentication (MFA) for the users in the finance department only.

The recommendation is to use conditional access policies that can then be targeted to groups of users, specific applications, or other conditions.

References: <https://docs.microsoft.com/en-us/azure/active-directory/authentication/howto-mfa-userstates>

QUESTION 2

You discover that VM3 does **NOT** meet the technical requirements.

You need to verify whether the issue relates to the NSGs.

What should you use?

- A. Diagram in VNet1
- B. Diagnostic settings in Azure Monitor
- C. IP flow verify in Azure Network Watcher
- D. Diagnose and solve problems in Traffic Manager profiles
- E. the security recommendations in Azure Advisor

Correct Answer: C

Section: [none]

Explanation

Explanation/Reference:

Explanation:

Scenario: Contoso must meet technical requirements including:

<https://vceplus.com/>

Ensure that VM3 can establish outbound connections over TCP port 8080 to the applications servers in the Montreal office.

IP flow verify checks if a packet is allowed or denied to or from a virtual machine. The information consists of direction, protocol, local IP, remote IP, local port, and remote port. If the packet is denied by a security group, the name of the rule that denied the packet is returned. While any source or destination IP can be chosen, IP flow verify helps administrators quickly diagnose connectivity issues from or to the internet and from or to the on-premises environment.

References:

<https://docs.microsoft.com/en-us/azure/network-watcher/network-watcher-ip-flow-verify-overview>



Question Set 1

QUESTION 1

Your company is developing an e-commerce Azure App Service Web App to support hundreds of restaurant locations around the world.

You are designing the messaging solution architecture to support the e-commerce transactions and messages. The solution will include the following features:

Feature	Requirement
Shopping Cart	<ul style="list-style-type: none">• Items in a shopping cart must be processed by an Azure Function within a specified number of minutes. Failure to process should move the items to a failed state for processing by a separate Azure Function• Shopping cart transactions must not be lost and fault conditions must be processed separately• Shopping cart transactions must be read by the inventory and sales systems for further processing
Inventory Distribution	<ul style="list-style-type: none">• Items sent to the inventory system must run a separate workflow for each item that includes warehouse, shipping, and order processing updates• Inventory uses Azure Blob storage to store inventory items and related information• Inventory is processed by using an Azure Logic App
Restaurant Telemetry	<ul style="list-style-type: none">• Restaurants stream millions of daily events from all locations• Restaurant data should be captured in Azure Blob storage for conditional processing• Restaurant event data should expire after 24 hours

You need to design a solution for the Inventory Distribution feature.

Which Azure service should you use?

- A. Azure Service Bus
- B. Azure Relay
- C. Azure Event Grid

<https://vceplus.com/>

D. Azure Event Hub

Correct Answer: A

Section: [none]

Explanation

Explanation/Reference:

Explanation:

Microsoft Azure Service Bus is a fully managed enterprise integration message broker. Service Bus is most commonly used to decouple applications and services from each other, and is a reliable and secure platform for asynchronous data and state transfer.

One common messaging scenario is Messaging: transfer business data, such as sales or purchase orders, journals, or inventory movements.

Incorrect Answers:

B: The Azure Relay service enables you to securely expose services that run in your corporate network to the public cloud.

Reference: <https://docs.microsoft.com/en-us/azure/service-bus-messaging/service-bus-messaging-overview>

QUESTION 2

You are responsible for mobile app development for a company. The company develops apps on Windows Mobile, IOS, and Android.

You plan to integrate push notifications into every app.

You need to be able to send users alerts from a backend server.

Which two options can you use to achieve this goal? Each correct answer presents a complete solution.

NOTE: Each correct selection is worth one point.

- A. Azure Web App
- B. Azure Mobile App Service
- C. Azure SQL Database
- D. Azure Notification Hubs
- E. a virtual machine

Correct Answer: BD

Section: [none]

Explanation

Explanation/Reference:

Explanation:

The Mobile Apps client enables you to register for push notifications with Azure Notification Hubs.

The following platforms are supported:

- Xamarin Android releases for API 19 through 24 (KitKat through Nougat)
- Xamarin iOS releases for iOS versions 8.0 and later
- Universal Windows Platform
- Windows Phone 8.1
- Windows Phone 8.0 except for Silverlight applications

References: <https://docs.microsoft.com/en-us/azure/app-service-mobile/app-service-mobile-dotnet-how-to-use-client-library>

QUESTION 3**HOTSPOT**

You are developing a solution that requires serverless code execution in Azure.

The solution has two functions that must run in a specific order.

You need to ensure that the second function can use the output from the first function.

How should you complete the code? To answer, select the appropriate options in the answer area.

NOTE: Each correct selection is worth one point.

Hot Area:

Answer Area

```
public static async Task<object> Run (
{
    try
    {
        var flResult = await c.
        return await c.
    }
    catch (Exception e)
    {
        ...
    }
}
```

C)

DurableOrchestrationContext
DurableActivityContext
DurableOrchestrationClient
DurableOrchestrationStatus

CallActivityAsync
CallSuborchestratorAsync
WaitForExternalEvent

CallActivityAsync
CallSubOrchestratorAsync
WaitForExternalEvent

<object>("AzureFunction01", null);

<object>("AzureFunction02", flResult);

Correct Answer:

```
public static async Task<object> Run (
{
    try
    {
        var fiResult = await c.
        return await c.
    }
    catch (Exception e)
    {
        ...
    }
}
```

DurableOrchestrationContext
DurableActivityContext
DurableOrchestrationClient
DurableOrchestrationStatus

c)

CallActivityAsync
CallSuborchestratorAsync
WaitForExternalEvent

<object>("AzureFunction01", null);

CallActivityAsync
CallSubOrchestratorAsync
WaitForExternalEvent

<object>("AzureFunction02", fiResult);

www.vceplus.com - Free Questions & Answers - Online Courses - Convert VCE to PDF - VCEplus.com

- B. Distributed transactions coordinated by Microsoft Distributed Transaction Coordinator (MSDTC).
- C. Server-coordinated transactions from .NET application.
- D. Elastic database transactions with vertical partitioning.

Correct Answer: A

Section: [none]

Explanation

Explanation/Reference:

References: <https://docs.microsoft.com/mt-mt/azure/sql-database/sql-database-elastic-transactions-overview?view=azuremps-6.13.0>

QUESTION 5

You are developing a speech-enabled home automation control bot.

The bot interprets some spoken words incorrectly.

You need to improve the spoken word recognition for the bot.

What should you implement?

- A. The Skype for Business Channel and use scorable dialogs for improving conversation flow.
- B. The Web Chat Channel and Speech priming using a Bing Speech Service and LUIS app.
- C. The Skype Channel and use scorable dialogs for improving conversation flow.
- D. The Cortana Channel and use scorable dialogs for improving conversation flow.

Correct Answer: B

Section: [none]

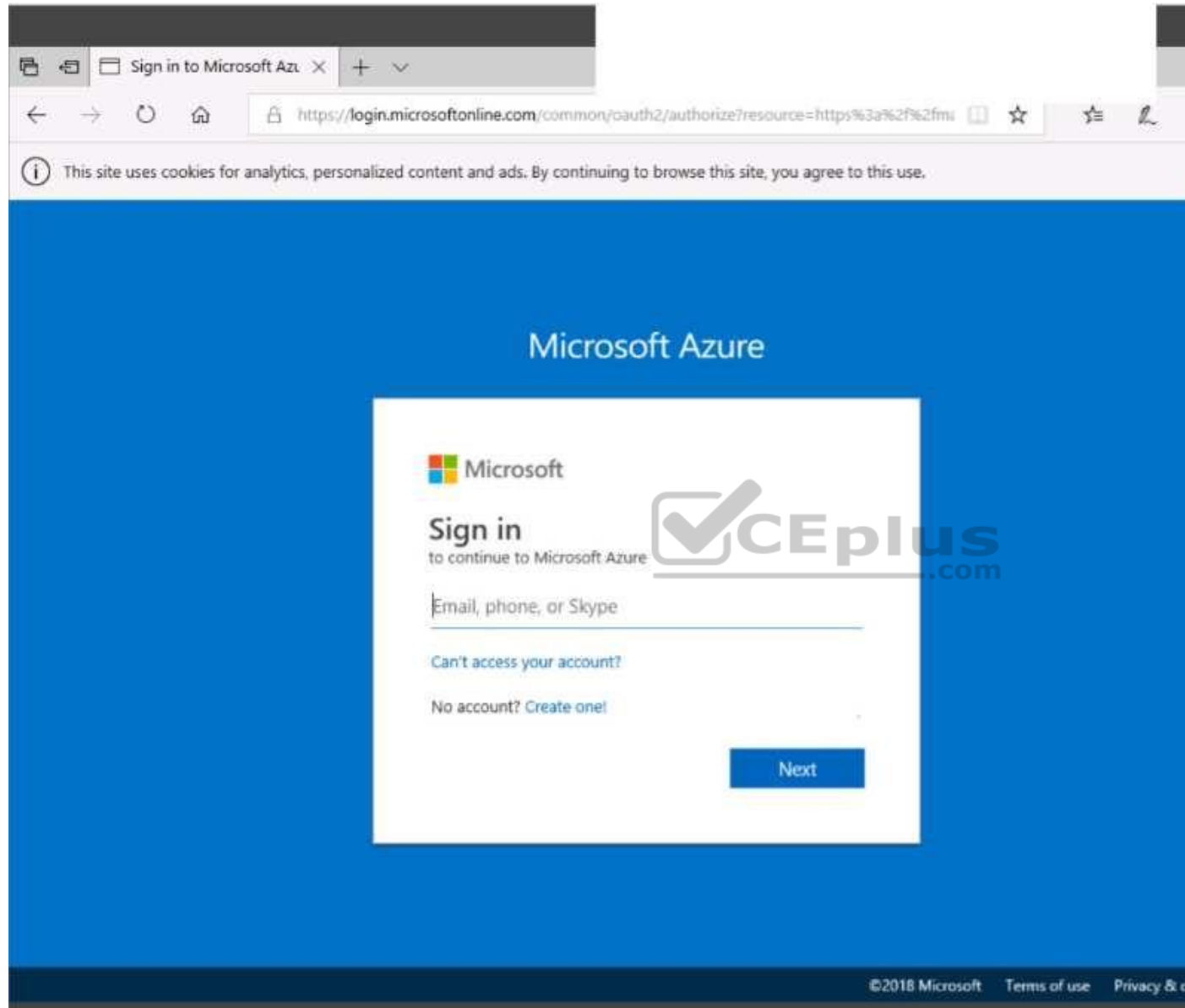
Explanation

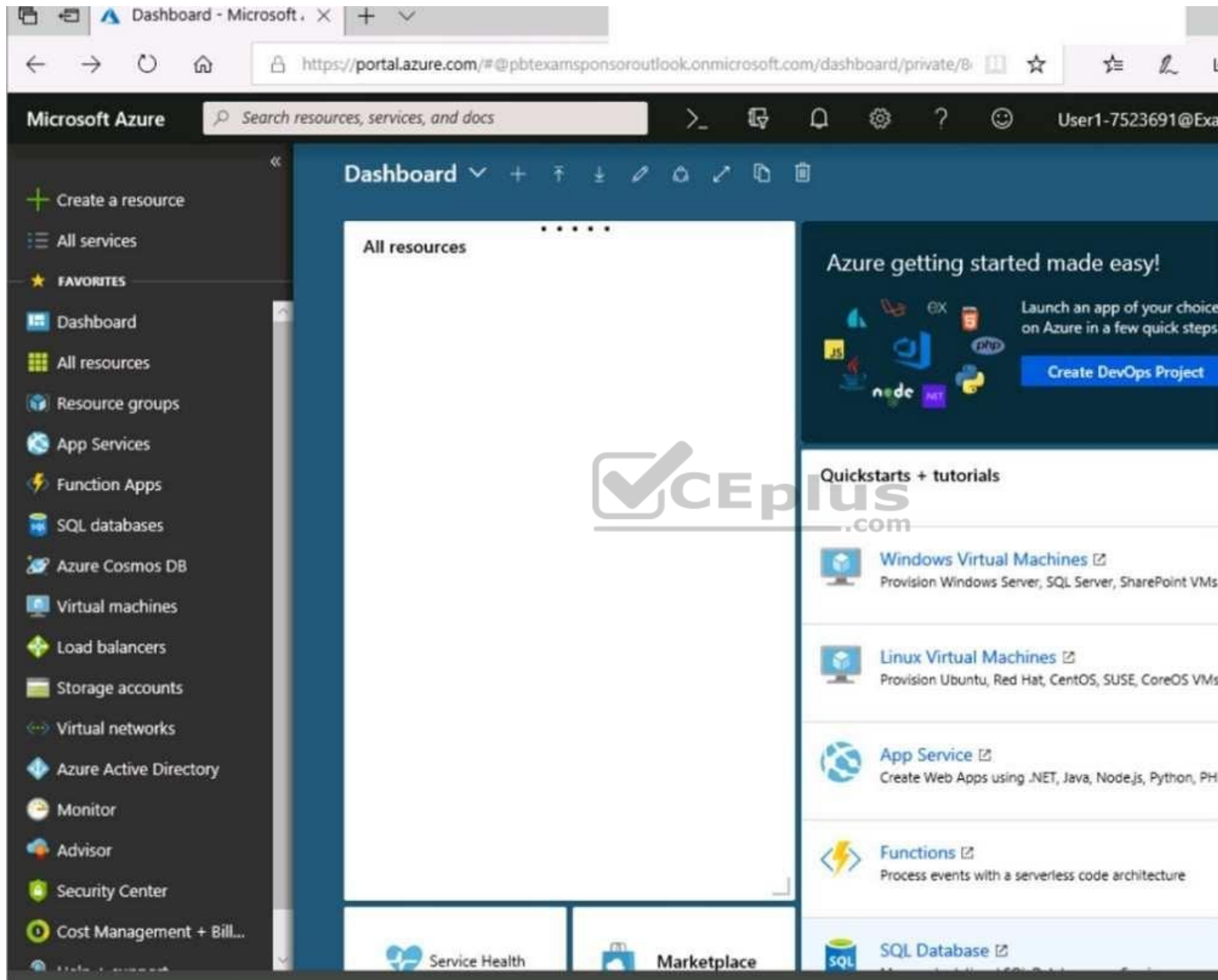
Explanation/Reference:

QUESTION 6

SIMULATION

Click to expand each objective. To connect to the Azure portal, type <https://portal.azure.com> in the browser address bar.





<https://vceplus.com/>

<https://vceplus.com/>



[Home](#) > [Storage accounts](#) > Create storage account

Create storage account

✓ Validation passed

[Basics](#) [Advanced](#) [Tags](#) [Review + create](#)

BASICS

Subscription	Microsoft AZ-100 5
Resource group	corpdata7523690
Location	East US
Storage account name	corpdata7523690n1
Deployment model	Resource manager
Account kind	StorageV2 (general purpose v2)
Replication	Read-access geo-redundant storage (RA-GRS)
Performance	Standard
Access tier (default)	Hot

ADVANCED

Secure transfer required	Enabled
Hierarchical namespace	Disabled

Create

Previous

Next

[Download a template for automation](#)

[Home](#) > [Storage accounts](#) > Create storage account

Create storage account

*** Submitting deployment...

Submitting the deployment template for resource 'corpdata7523690'.

[Basics](#) [Advanced](#) [Tags](#) [Review + create](#)

BASICS

Subscription	Microsoft AZ-100 5
Resource group	corpdata7523690
Location	East US
Storage account name	corpdata7523690n1
Deployment model	Resource manager
Account kind	StorageV2 (general purpose v2)
Replication	Read-access geo-redundant storage (RA-GRS)
Performance	Standard
Access tier (default)	Hot

ADVANCED

Secure transfer required	Enabled
Hierarchical namespace	Disabled


<https://vceplus.com/>

[Home](#) > Microsoft.StorageAccount-20181011170335 - Overview

Microsoft.StorageAccount-20181011170335 - Overview

Deployment

 Delete
  Cancel
  Redeploy
  Refresh

 Overview

 Outputs

 Inputs

 Template

... Your deployment is underway

Check the status of your deployment, manage resources, or troubleshoot deployment issues. Pin this page to your dashboard to easily find it next time.



Deployment

name: Microsoft.StorageAccount-20181011170335

Subscription: [Microsoft AZ-100 5](#)

Resource group: [corpdata10d7523690](#)

DEPLOYMENT DETAILS [\(Download\)](#)

Start time: 10/11/2018 5:04:06 PM

Duration: 17 seconds

Correlation ID: bd0806a4-d1bd-42db-be6b-55e0ec38f49b


RESOURCE	TYPE	STATUS	OPERATI...
----------	------	--------	------------

No results.

<https://vceplus.com/>

[Home](#) > [Virtual machines](#) > Create a virtual machine

Create a virtual machine

 Validation failed. Required information is missing or not valid.

[Basics](#) • [Disks](#) [Networking](#) [Management](#) [Guest config](#) [Tags](#) [Review + create](#)

PRODUCT DETAILS

Ubuntu Server 18.04 LTS

by Canonical

[Terms of use](#) | [Privacy policy](#)

Standard D2s v3

by Microsoft

[Terms of use](#) | [Privacy policy](#)

Pricing not available for this offering

View [Pricing details](#) for more information.

Subscription credits apply 

0.0960 USD/hr

[Pricing for other VM sizes](#)

TERMS

By clicking "Create", I (a) agree to the legal terms and privacy statement(s) associated with the Marketplace offering(s) listed above; (b) authorize Microsoft to bill my current payment method for the fees associated with the offering(s), with the same billing frequency as my Azure subscription; and (c) agree that Microsoft may share my contact, usage and transactional information with the provider(s) of the offering(s) for support, billing and other transactional activities. Microsoft does not provide rights for third-party offerings. See the [Azure Marketplace Terms](#) for additional details.

When you are finished performing all the tasks, click the 'Next' button.

Note that you cannot return to the lab once you click the 'Next' button. Scoring occur in the background while you complete the rest of the exam.

<https://vceplus.com/>

Overview

The following section of the exam is a lab. In this section, you will perform a set of tasks in a live environment. While most functionality will be available to you as it would be in a live environment, some functionality (e.g., copy and paste, ability to navigate to external websites) will not be possible by design.

Scoring is based on the outcome of performing the tasks stated in the lab. In other words, it doesn't matter how you accomplish the task, if you successfully perform it, you will earn credit for that task.

Labs are not timed separately, and this exam may have more than one lab that you must complete. You can use as much time as you would like to complete each lab. But, you should manage your time appropriately to ensure that you are able to complete the lab(s) and all other sections of the exam in the time provided.

Please note that once you submit your work by clicking the Next button within a lab, you will NOT be able to return to the lab.

To start the lab

You may start the lab by clicking the Next button.

You need to create a virtual network named VNET1008 that contains three subnets named subnet0, subnet1, and subnet2. The solution must meet the following requirements:

- Connections from any of the subnets to the Internet must be blocked
- Connections from the Internet to any of the subnets must be blocked
- The number of network security groups (NSGs) and NSG rules must be minimized

What should you do from the Azure portal?

Correct Answer: See solution below.

Section: [none]

Explanation

Explanation/Reference:

Explanation:

Step 1: Click Create a resource in the portal.

Step 2: Enter Virtual network in the Search the Marketplace box at the top of the New pane that appears. Click Virtual network when it appears in the search results.

Step 3: Select Classic in the Select a deployment model box in the Virtual Network pane that appears, then click Create.

Step 4: Enter the following values on the Create virtual network (classic) pane and then click Create:

Name: VNET1008

<https://vceplus.com/>

Address space: 10.0.0.0/16
Subnet name: subnet0
Resource group: Create new
Subnet address range: 10.0.0.0/24
Subscription and location: Select your subscription and location.

Step 5: In the portal, you can create only one subnet when you create a virtual network. Click Subnets (in the SETTINGS section) on the Create virtual network (classic) pane that appears.

Click +Add on the VNET1008 - Subnets pane that appears.

Step 6: Enter subnet1 for Name on the Add subnet pane. Enter 10.0.1.0/24 for Address range. Click OK.

Step 7: Create the third subnet: Click +Add on the VNET1008 - Subnets pane that appears. Enter subnet2 for Name on the Add subnet pane. Enter 10.0.2.0/24 for Address range. Click OK.

References: <https://docs.microsoft.com/en-us/azure/virtual-network/create-virtual-network-classic>

QUESTION 7

A company is migrating an existing on-premises third-party website to Azure. The website is stateless.

The company does not have access to the source code for the website. They do not have the original installer.

The number of visitors at the website varies throughout the year. The on-premises infrastructure was resized to accommodate peaks but the extra capacity was not used.

You need to implement a virtual machine scale set instance.

What should you do?

- A. Use an autoscale setting to scale instances vertically
- B. Create 100 autoscale settings per resource
- C. Scale out by one instance when the average CPU usage of one of the instances is over 80 percent
- D. Use Azure Monitor to create autoscale settings using custom metrics
- E. Use an autoscale setting with unlimited maximum number of instances
- F. Use a webhook to log autoscale failures

Correct Answer: D

Section: [none]

<https://vceplus.com/>

Explanation**Explanation/Reference:**

References: <https://docs.microsoft.com/en-us/azure/azure-monitor/platform/autoscale-custom-metric>

QUESTION 8

You have an Azure subscription named Subscription1.

You create several Azure virtual machines in Subscription1. All of the virtual machines belong to the same virtual network.

You have an on-premises Hyper-V server named Server1. Server1 hosts a virtual machine named VM1.

You plan to replicate VM1 to Azure.

You need to create additional objects in Subscription1 to support the planned deployment.

Which three objects should you create? Each correct answer presents part of the solution.

NOTE: Each correct selection is worth one point.

- A. Hyper-V site
- B. Azure Recovery Services Vault
- C. storage account
- D. replication policy
- E. Azure Traffic Manager instance
- F. endpoint



Correct Answer: ABD

Section: [none]

Explanation**Explanation/Reference:****Testlet 2****Case Study****Background**

Best For You Organics Company is a global restaurant franchise that has multiple locations. The company wants to enhance user experiences and vendor integrations. The company plans to implement automated mobile ordering and delivery services.

<https://vceplus.com/>

Best For You Organics hosts an Azure web app at the URL <https://www.bestforyouorganics.com>. Users can use the web app to browse restaurant location, menu items, nutritional information, and company information. The company developed and deployed a cross-platform mobile app. **Requirements**

Chatbot

You must develop a chatbot by using the Bot Builder SDK and Language Understanding Intelligence Service (LUIS). The chatbot must allow users to order food for pickup or delivery.

The chatbot must meet the following requirements:

- Ensure that chatbot is secure by using the Bot Framework connector.
- Use natural language processing and speech recognition so that users can interact with the chatbot by using text and voice. Processing must be server-based.
- Alert users about promotions at local restaurants.
- Enable users to place an order for delivery or pickup by using their voice.
- Greet the user upon sign-in by displaying a graphical interface that contains action buttons.
- The chatbot greeting interface must match the formatting of the following example:



Welcome to the Restaurant!



John Doe
Sun, Aug 26, 2018



Welcome to Best For You Organics Company!
How can we help you today?

Specials: Chicken Marsala

Order Pickup Order Delivery

Vendor API

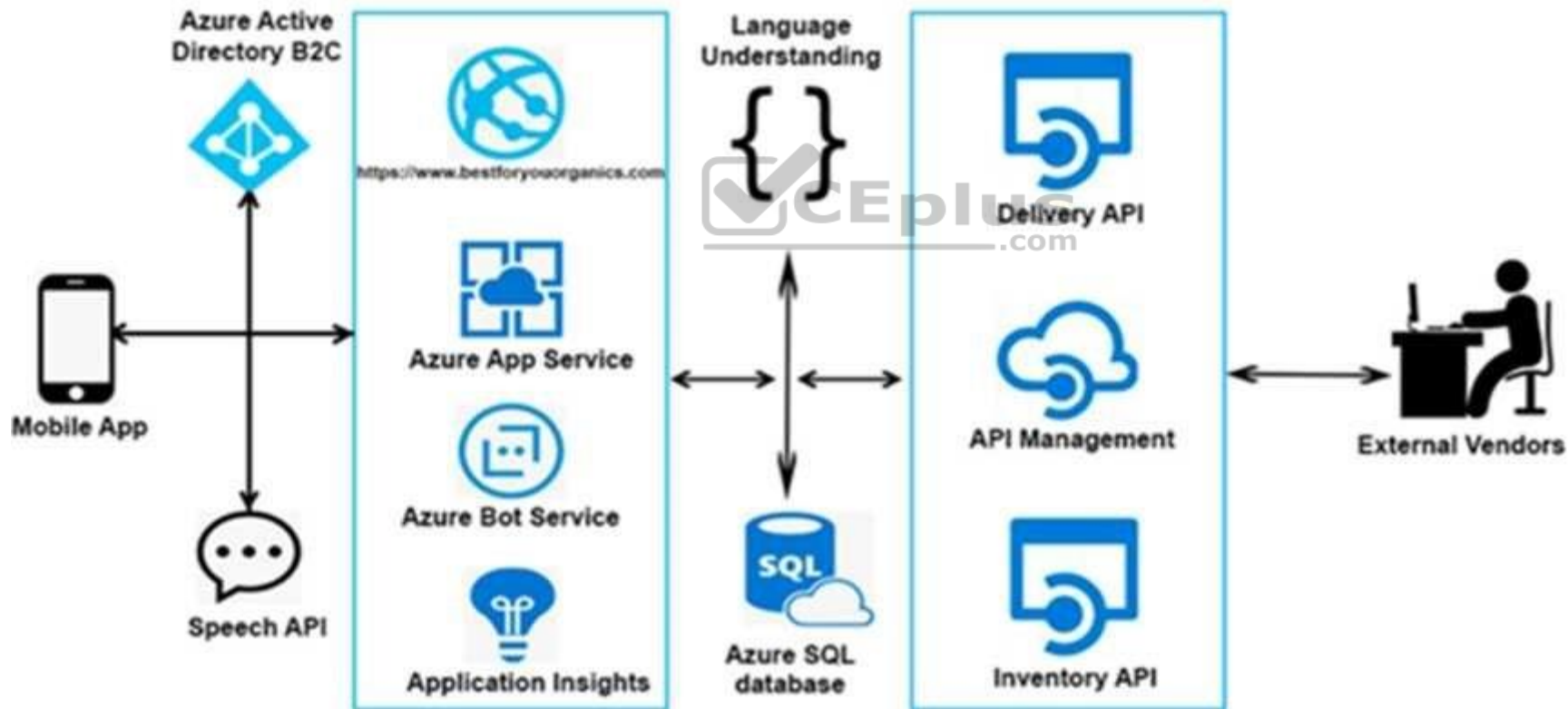
Vendors receive and provide updates for the restaurant inventory and delivery services by using Azure API Management hosted APIs. Each vendor uses their own subscription to access each of the APIs.

<https://vceplus.com/>

APIs must meet the following conditions:

- API usage must not exceed 5,000 calls and 50,000 kilobytes of bandwidth per hour per vendor.
- If a vendor is nearing the number of calls or bandwidth limit, the API must trigger email notifications to the vendor.
- API must prevent API usage spikes on a per-subscription basis by limiting the call rate to 100 calls per minute.
- The Inventory API must be written by using ASP.NET Core and Node.js.
- The API must be updated to provide an interface to Azure SQL Database objects must be managed by using code.
- The Delivery API must be protected by using the OAuth 2.0 protocol with Azure Active Directory (Azure AD) when called from the Azure web app. You register the Delivery API and web app in Azure AD. You enable OAuth 2.0 in the web app.
- The delivery API must update the Products table, the Vendor transactions table, and the Billing table in a single transaction.

The Best For You Organics Company architecture team has created the following diagram depicting the expected deployments into Azure:



Architecture

<https://vceplus.com/>

Issues

Delivery API

The Delivery API intermittently throws the following exception:

```
"System.Data.Entity.Core.EntityCommandExecutionException: An error occurred while executing the command definition. See the inner exception for details. -->System.Data.SqlClient.SqlException: A transport-level error has occurred when receiving results from the server. (provider: Session Provider, error: 19 - Physical connection is not usable)"
```

Chatbot greeting

The chatbot's greeting does not show the user's name. You need to debug the chatbot locally.

Language processing

Users report that the bot fails to understand when a customer attempts to order dishes that use Italian names.

App code

Relevant portions of the app files are shown below. Line numbers are included for reference only and include a two-character prefix that denotes the specific file to which they belong.



Startup.cs

```
SU01 namespace DeliveryApi
SU02 {
SU03     public class Startup
SU04     {
SU05         public Startup(IConfiguration configuration)
SU06         {
SU07             Configuration = configuration;
SU08         }
SU09         public IConfiguration Configuration { get; }
SU10         public void ConfigureServices(IServiceCollection services)
SU11         {
SU12             services.AddDbContext<RestaurantsContext>(opt =>
SU13                 opt.UseSqlServer(Configuration.GetSection("ConnectionStrings")
["RestaurantDatabase"],
SU14                 sqlServerOptionsAction: sqlOptions =>
SU15                 {
SU16                     . . .
SU17                 }));
SU18             services.AddMvc()
SU19                 .SetCompatibilityVersion(CompatibilityVersion.Version_2_1);
SU20         }
SU21         public void Configure(IApplicationBuilder app)
SU22         {
SU23             app.UseMvc();
SU24         }
```

QUESTION 1

Note: This question is part of a series of questions that present the same scenario. Each question in the series contains a unique solution. Determine whether the solution meets the stated goals.

You need to meet the vendor notification requirement.

Solution: Update the Delivery API to send emails by using a Microsoft Office 365 SMTP server.

Does the solution meet the goal?

- A. Yes
- B. No

Correct Answer: B

Section: [none]

Explanation

Explanation/Reference: References: <https://docs.microsoft.com/en-us/azure/api-management/api-management-howto-configure-notifications>

QUESTION 2

Note: This question is part of a series of questions that present the same scenario. Each question in the series contains a unique solution. Determine whether the solution meets the stated goals.

You need to meet the vendor notification requirement.

Solution: Configure notifications in the Azure API Management instance.

Does the solution meet the goal?

- A. Yes
- B. No

Correct Answer: A

Section: [none]

Explanation

Explanation/Reference:

References: <https://docs.microsoft.com/en-us/azure/api-management/api-management-howto-configure-notifications>

<https://vceplus.com/>

QUESTION 3

Note: This question is part of a series of questions that present the same scenario. Each question in the series contains a unique solution. Determine whether the solution meets the stated goals.

You need to meet the vendor notification requirement.

Solution: Update the Delivery API to send emails by using a cloud-based email service.

Does the solution meet the goal?

- A. Yes
- B. No

Correct Answer: B

Section: [none]

Explanation

Explanation/Reference:

References: <https://docs.microsoft.com/en-us/azure/api-management/api-management-howto-configure-notifications>

QUESTION 4

You need to meet the vendor notification requirement.

Solution: Create and apply a custom outbound Azure API Management policy.

Does the solution meet the goal?

- A. Yes
- B. No

Correct Answer: B

Section: [none]

Explanation

Explanation/Reference:

References: <https://docs.microsoft.com/en-us/azure/api-management/api-management-howto-configure-notifications>

QUESTION 5

You need to resolve the delivery API error.

What should you do?

<https://vceplus.com/>

- A. Implement simple retry by using the **EnableRetryOnFailure** feature of Entity Framework.
- B. Implement exponential backoff by using the **EnableRetryOnFailure** feature of Entity Framework.
- C. Implement a Circuit Breaker pattern by using the **EnableRetryOnFailure** feature of Entity Framework.
- D. Invoke a custom execution strategy in Entity Framework.

Correct Answer: B

Section: [none]

Explanation

Explanation/Reference:

References: <https://docs.microsoft.com/en-us/azure/sql-database/sql-database-develop-error-messages>



<https://vceplus.com/>

<https://vceplus.com/>