

AZ-102.exam.19q

Number: AZ-102
Passing Score: 800
Time Limit: 120 min



Website: <https://vceplus.com>
VCE to PDF Converter: <https://vceplus.com/vce-to-pdf/>
Facebook: <https://www.facebook.com/VCE.For.All.VN/>
Twitter : https://twitter.com/VCE_Plus

<https://vceplus.com/>

AZ-102

Microsoft Azure Administrator Certification Transition

Question Set 1

QUESTION 1

Note: This question is part of a series questions that present the same scenario. Each question in the series contains a unique solution that might meet the stated goals. Some question sets might have more than one correct solution, while others might not have a correct solution.

After you answer a question in this section, you will NOT be able to return to it. As a result, these questions will not appear in the review screen.

Your company registers a domain name of contoso.com.

You create an Azure DNS zone named contoso.com, and then you add an A record to the zone for a host named www that has an IP address of 131.107.1.10.

You discover that Internet hosts are unable to resolve www.contoso.com to the 131.107.1.10 IP address.

You need to resolve the name resolution issue.

Solution: You modify the SOA record in the contoso.com zone.

Does this meet the goal?

- A. Yes
- B. No



Correct Answer: B

Section: [none]

Explanation

Explanation/Reference:

Explanation:

Modify the Name Server (NS) record.

References: <https://docs.microsoft.com/en-us/azure/dns/dns-delegate-domain-azure-dns>

QUESTION 2

Note: This question is part of a series questions that present the same scenario. Each question in the series contains a unique solution that might meet the stated goals. Some question sets might have more than one correct solution, while others might not have a correct solution.

After you answer a question in this section, you will NOT be able to return to it. As a result, these questions will not appear in the review screen.

Your company registers a domain name of contoso.com.

You create an Azure DNS zone named contoso.com, and then you add an A record to the zone for a host named www that has an IP address of 131.107.1.10.

You discover that Internet hosts are unable to resolve www.contoso.com to the 131.107.1.10 IP address.

You need to resolve the name resolution issue.

Solution: You modify the name servers at the domain registrar.

Does this meet the goal?



- A. Yes
- B. No

Correct Answer: A

Section: [none]

Explanation

Explanation/Reference:

Explanation:

Before you can delegate your DNS zone to Azure DNS, you need to know the name servers for your zone. The NS record set contains the names of the Azure DNS name servers assigned to the zone.

References: <https://docs.microsoft.com/en-us/azure/dns/dns-delegate-domain-azure-dns>

QUESTION 3

Note: This question is part of a series questions that present the same scenario. Each question in the series contains a unique solution that might meet the stated goals. Some question sets might have more than one correct solution, while others might not have a correct solution.

After you answer a question in this section, you will NOT be able to return to it. As a result, these questions will not appear in the review screen.

Your company registers a domain name of contoso.com.

You create an Azure DNS zone named contoso.com, and then you add an A record to the zone for a host named www that has an IP address of 131.107.1.10.

You discover that Internet hosts are unable to resolve www.contoso.com to the 131.107.1.10 IP address.

You need to resolve the name resolution issue.

Solution: You create a PTR record for www in the contoso.com zone.

Does this meet the goal?

- A. Yes
- B. No

Correct Answer: B

Section: [none]

Explanation

Explanation/Reference:

Explanation:

Modify the Name Server (NS) record.

References: <https://docs.microsoft.com/en-us/azure/dns/dns-delegate-domain-azure-dns>

QUESTION 4 HOTSPOT

You have an Azure Migrate project that has the following assessment properties:

Target location: East US

Storage redundancy: Locally redundant.

Comfort factor: 2.0

Performance history: 1 month

Percentile utilization: 95th

Pricing tier: Standard

Offer: Pay as you go



You discover the following two virtual machines:

A virtual machine named VM1 that runs Windows Server 2016 and has 10 CPU cores at 20 percent utilization

A virtual machine named VM2 that runs Windows Server 2012 and has four CPU cores at 50 percent utilization

How many CPU cores will Azure Migrate recommend for each virtual machine? To answer, select the appropriate options in the answer area.

NOTE: Each correct selection is worth one point.

Hot Area:



Answer Area

VM1:

1
2
3
4



VM2:

1
2
3
4

Correct Answer:

Answer Area

VM1:

1
2
3
4



VM2:

1
2
3
4

Section: [none]

Explanation

Explanation/Reference:

Box 2: 4

$4 * 0.50 * 0.95 * 2 = 3.8$ Note: The number of cores in the machines must be equal to or less than the maximum number of cores (128 cores) supported for an Azure VM.

If performance history is available, Azure Migrate considers the utilized cores for comparison. If a comfort factor is specified in the assessment settings, the number of utilized cores is multiplied by the comfort factor.

If there's no performance history, Azure Migrate uses the allocated cores, without applying the comfort factor.

References: <https://docs.microsoft.com/en-us/azure/migrate/concepts-assessment-calculation>

QUESTION 5

You have an on-premises network that contains a Hyper-V host named Host1. Host1 runs Windows Server 2016 and hosts 10 virtual machines that run Windows Server 2016.

You plan to replicate the virtual machines to Azure by using Azure Site recovery.

You create a Recovery Services vault named ASR1 and Hyper-V site named Site1.

You need to add Host1 to ASR1.

What should you do?

- A. Download the installation file for the Azure Site Recovery Provider. Download the vault registration key.
Install the Azure Site Recovery Provider on Host1 and register the server.
- B. Download the installation file for the Azure Site Recovery Provider.
Download the storage account key.
Install the Azure Site Recovery Provider on each virtual machine and register the virtual machines.
- C. Download the installation file for the Azure Site Recovery Provider.
Download the vault registration key.
Install the Azure Site Recovery Provider on each virtual machine and register the virtual machines.
- D. Download the installation file for the Azure Site Recovery Provider. Download the storage account key.
Install the Azure Site Recovery Provider on Host1 and register the server.

Correct Answer: A

Section: [none]

Explanation

Explanation/Reference:

Explanation:

Download the Vault registration key. You need this when you install the Provider. The key is valid for five days after you generate it.

Install the Provider on each VMM server. You don't need to explicitly install anything on Hyper-V hosts.

Incorrect Answers:

B, D: Use the Vault Registration Key, not the storage account key.

References: <https://docs.microsoft.com/en-us/azure/site-recovery/migrate-tutorial-on-premises-azure>

QUESTION 6

You have an Azure subscription that contains 100 virtual machines.

You regularly create and delete virtual machines.

You need to identify unattached disks that can be deleted.

What should you do?

- A. From Azure Cost Management, open the **Optimizer** tab and create a report.
- B. From Azure Cost Management, create a Cost Management report.
- C. From Microsoft Azure Explorer, view the Account Management properties.
- D. From the Azure portal, configure the Advisor recommendations.

Correct Answer: C

Section: [none]

Explanation

Explanation/Reference:

Explanation:

You can find unused disks in the Azure Storage Explorer console. Once you drill down to the Blob containers under a storage account, you can see the lease state of the residing VHD (the lease state determines if the VHD is being used by any resource) and the VM to which it is leased out. If you find that the lease state and the VM fields are blank, it means that the VHD in question is unused.

Note: The ManagedBy property stores the Id of the VM to which Managed Disk is attached to. If the ManagedBy property is \$null then it means that the Managed Disk is not attached to a VM

References:

<https://cloud.netapp.com/blog/reduce-azure-storage-costs>

QUESTION 7

You create an Azure Storage account named contosostorage.

You plan to create a file share named data.

Users need to map a drive to the data file share from home computers that run Windows 10.

Which outbound port should you open between the home computers and the data file share?



- A. 80
- B. 443
- C. 445
- D. 3389

Correct Answer: C

Section: [none]

Explanation

Explanation/Reference:

Explanation:

Ensure port 445 is open: The SMB protocol requires TCP port 445 to be open; connections will fail if port 445 is blocked.

References: <https://docs.microsoft.com/en-us/azure/storage/files/storage-how-to-use-files-windows>

QUESTION 8

You are building a custom Azure function app to connect to Azure Event Grid.

You need to ensure that resources are allocated dynamically to the function app. Billing must be based on the executions of the app.

What should you configure when you create the function app?

- A. the Windows operating system and the App Service plan hosting plan
- B. the Docker container and an App Service plan that uses the B1 pricing tier
- C. the Docker container and an App Service plan that uses the S1 pricing tier
- D. the Windows operating system and the Consumption plan hosting plan

Correct Answer: D

Section: [none]

Explanation

Explanation/Reference:

Explanation:

Azure Functions runs in two different modes: Consumption plan and Azure App Service plan. The Consumption plan automatically allocates compute power when your code is running. Your app is scaled out when needed to handle load, and scaled down when code is not running.

Incorrect Answers:

A: When you run in an App Service plan, you must manage the scaling of your function app.

References: <https://docs.microsoft.com/en-us/azure/azure-functions/functions-create-first-azure-function>

QUESTION 9

DRAG DROP

You have an Azure subscription named Subscription1.

You create an Azure Storage account named contosostorage, and then you create a file share named data.

Which UNC path should you include in a script that references files from the data file share? To answer, drag the appropriate values to the correct targets. Each value may be used once, more than once, or not at all. You may need to drag the split bar between panes or scroll to view content.

Select and Place:

Values

blob

blob.core.windows.net

contosostorage

data

file

file.core.windows.net

portal.azure.com

subscription1

Answer Area

//

Value

Value

Value



Correct Answer:

Values

blob

blob.core.windows.net

file

portal.azure.com

subscription1

Answer Area

\\

contosostorage

.

file.core.windows.net

\

data



Section: [none]

Explanation

Explanation/Reference:

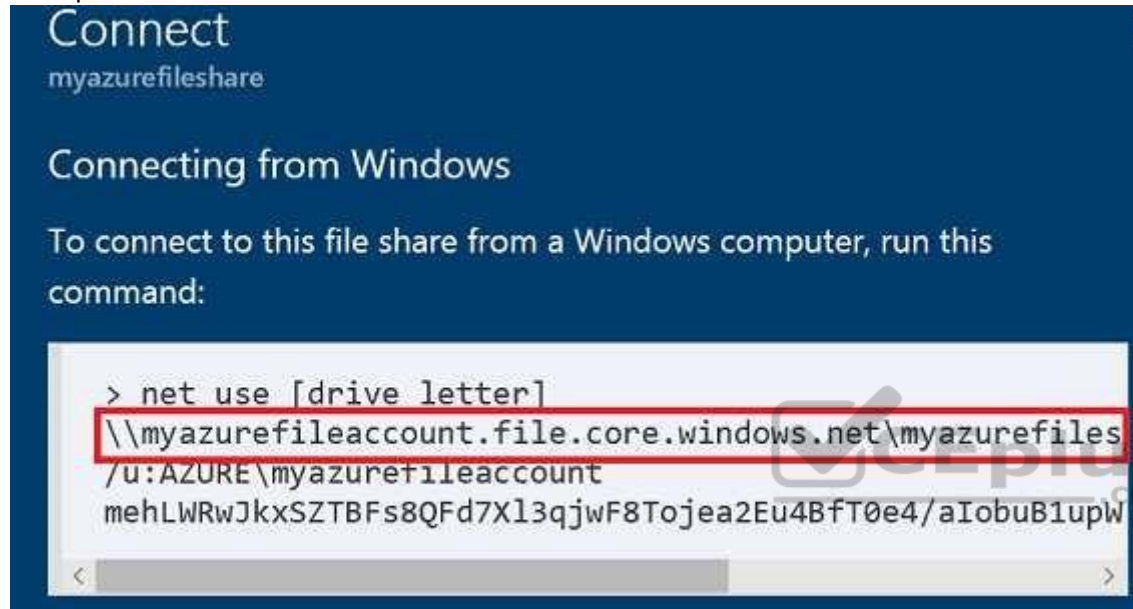
Box 1: contosostorage

The name of account Box 2: file.core.windows.net

Box 3: data

The name of the file share is data.

Example:



References: <https://docs.microsoft.com/en-us/azure/storage/files/storage-how-to-use-files-windows>

QUESTION 10

You have an Azure Service Bus.

You need to implement a Service Bus queue that guarantees first-in-first-out (FIFO) delivery messages.

What should you do?

- A. Set the Max Size setting of the queue to 5 GB.
- B. Enable duplicate detection.
- C. Set the Lock Duration setting to 10 seconds.

- D. Enable sessions.
- E. Enable partitioning.

Correct Answer: D

Section: [none]

Explanation

Explanation/Reference:

Explanation:




Through the use of messaging sessions you can guarantee ordering of messages, that is first-in-first-out (FIFO) delivery of messages.

References: <https://docs.microsoft.com/en-us/azure/service-bus-messaging/service-bus-azure-and-service-bus-queues-compared-contrasted>

QUESTION 11

You have a virtual network named VNet1 as shown in the exhibit.



 Refresh
  Move
  Delete

Resource group ([change](#))

Production

Address space

10.2.0.0/16

Location

West US

DNS servers

Azure provided DNS service

Subscription ([change](#))


Production subscription

Subscription ID

14d26092-8e42-4ea7-b770-9dcef70fb1ea

Tags ([change](#))

[Click here to add tags](#)



Connected devices

Device	Type	Ip Address	Subnet
No results.			

No devices are connected to VNet1.

You plan to peer VNet1 to another virtual network named Vnet2 in the same region. VNet2 has an address space of 10.2.0.0/16.

You need to create the peering.

What should you do first?

- A. Modify the address space of VNet1.
- B. Configure a service endpoint on VNet2
- C. Add a gateway subnet to VNet1.
- D. Create a subnet on VNet1 and VNet2.

Correct Answer: A

Section: [none]

Explanation

Explanation/Reference:

Explanation:

The virtual networks you peer must have non-overlapping IP address spaces.

References: <https://docs.microsoft.com/en-us/azure/virtual-network/virtual-network-manage-peering#requirements-and-constraints>

QUESTION 12

You have an Azure subscription that contains three virtual networks named VNet1, VNet2, VNet3. VNet2 contains a virtual appliance named VM2 that operates as a router.

You are configuring the virtual networks in a hub and spoke topology that uses VNet2 as the hub network.

You plan to configure peering between VNet1 and VNet2 and between VNet2 and VNet3.

You need to provide connectivity between VNet1 and VNet3 through VNet2.

Which two configurations should you perform? Each correct answer presents part of the solution.

NOTE: Each correct selection is worth one point.

- A. On the peering connections, allow forwarded traffic.
- B. On the peering connections, allow gateway transit.
- C. Create route tables and assign the table to subnets.
- D. Create a route filter.
- E. On the peering connections, use remote gateways.

Correct Answer: BE

Section: [none]

Explanation

Explanation/Reference:

Explanation:

Allow gateway transit: Check this box if you have a virtual network gateway attached to this virtual network and want to allow traffic from the peered virtual network to flow through the gateway.

The peered virtual network must have the Use remote gateways checkbox checked when setting up the peering from the other virtual network to this virtual network.

References: <https://docs.microsoft.com/en-us/azure/virtual-network/virtual-network-manage-peering#requirements-and-constraints>

QUESTION 13

You have an Azure subscription named Subscription1 and two Azure Active Directory (Azure AD) tenants named Tenant1 and Tenant2.

Subscription1 is associated to Tenant1. Multi-factor authentication (MFA) is enabled for all the users in Tenant1.

You need to enable MFA for the users in tenant2. The solution must maintain MFA for Tenant1.

What should you do first?

- A. Configure the MFA Server setting in Tenant1.
- B. Transfer the administration of Subscription1 to a global administrator of Tenant2.
- C. Create and link a subscription to Tenant2.
- D. Change the directory for Subscription1.

Correct Answer: C

Section: [none]

Explanation

Explanation/Reference:

QUESTION 14

You have an Azure DNS zone named adatum.com.

You need to delegate a subdomain named research.adatum.com to a different DNS server in Azure.

What should you do?

- A. Create an A record named *.research in the adatum.com zone.

- B. Modify the SOA record of adatum.com.
- C. Create an PTR record named research in the adatum.com zone.
- D. Create an NS record named research in the adatum.com zone.

Correct Answer: A

Section: [none]

Explanation

Explanation/Reference:

Explanation:

Configure A records for the domains and sub domains.

References: <http://www.stefanjohansson.org/2012/12/how-to-configure-custom-dns-names-for-multiple-subdomain-based-azure-web-sites/>

QUESTION 15

You are the global administrator for an Azure Active Directory (Azure AD) tenant named adatum.com.

You need to enable two-step verification for Azure users.

What should you do?

- A. Configure a playbook in Azure AD conditional access policy.
- B. Create an Azure AD conditional access policy.
- C. Create and configure the Identify Hub.
- D. Install and configure Azure AD Connect.

Correct Answer: B

Section: [none]

Explanation

Explanation/Reference:

References: <https://docs.microsoft.com/en-us/azure/active-directory/authentication/howto-mfa-mfasettings>

QUESTION 16

Your company has an Azure subscription named Subscription1.



The company also has two on-premises servers named Server1 and Server2 that run Windows Server 2016. Server1 is configured as a DNS server that has a primary DNS zone named adatum.com. Adatum.com contains 1,000 DNS records.

You manage Server1 and Subscription1 from Server2. Server2 has the following tools installed:

- The DNS Manager console
 - Azure PowerShell ▪
- Azure CLI 2.0

You need to move the adatum.com zone to Subscription1. The solution must minimize administrative effort.

What should you use?



- A. the Azure portal
- B. Azure PowerShell
- C. the DNS Manager console
- D. Azure CLI

Correct Answer: D

Section: [none]

Explanation

Explanation/Reference:

Explanation:

Azure DNS supports importing and exporting zone files by using the Azure command-line interface (CLI). Zone file import is not currently supported via Azure PowerShell or the Azure portal.

References: <https://docs.microsoft.com/en-us/azure/dns/dns-import-export>

QUESTION 17

You have an Azure Active Directory (Azure AD) tenant named contosocloud.onmicrosoft.com.

Your company has a public DNS zone for contoso.com.

You add contoso.com as a custom domain name to Azure AD.

You need to ensure that Azure can verify the domain name.

Which type of DNS record should you create?

- A. PTR
- B. RRSIG
- C. MX
- D. SRV

Correct Answer: C

Section: [none]

Explanation

Explanation/Reference:

Explanation:


To verify your custom domain name (example)


1. Sign in to the Azure portal using a Global administrator account for the directory.
2. Select Azure Active Directory, and then select Custom domain names.
3. On the Fabrikam - Custom domain names page, select the custom domain name, Contoso.
4. On the Contoso page, select Verify to make sure your custom domain is properly registered and is valid for Azure AD. Use either the TXT or the MX record type.



Home > Fabrikam - Custom domain names > contoso.com


contoso.com ×
Custom domain name


 Delete




To use contoso.com with your Azure AD, create a new TXT record with your domain name registrar using the info below.

RECORD TYPE **TXT** MX

ALIAS OR HOST NAME 

DESTINATION OR POINTS TO ADDRESS 

TTL 

[Share these settings via email](#)

Verify domain
Verification will not succeed until you have configured your domain with your registrar as described above.

Verify

References:

<https://docs.microsoft.com/en-us/azure/active-directory/fundamentals/add-custom-domain> **QUESTION 18**

You configure Azure AD Connect for Azure Active Directory Seamless Single Sign-On (Azure AD Seamless SSO) for an on-premises network.

Users report that when they attempt to access myapps.microsoft.com, they are prompted multiple times to sign in and are forced to use an account name that ends with onmicrosoft.com.

You discover that there is a UPN mismatch between Azure AD and the on-premises Active Directory.

You need to ensure that the users can use single-sign on (SSO) to access Azure resources.

What should you do first?

- A. From the on-premises network, deploy Active Directory Federation Services (AD FS).
- B. From the server that runs Azure AD Connect, modify the filtering options.
- C. From the on-premises network, request a new certificate that contains the Active Directory domain name.
- D. From Azure AD, add and verify a custom domain name.

Correct Answer: D

Section: [none]

Explanation

Explanation/Reference:

Explanation:

Azure AD Connect lists the UPN suffixes that are defined for the domains and tries to match them with a custom domain in Azure AD. Then it helps you with the appropriate action that needs to be taken. The Azure AD sign-in page lists the UPN suffixes that are defined for on-premises Active Directory and displays the corresponding status against each suffix. The status values can be one of the following: ▪ State: Verified

Azure AD Connect found a matching verified domain in Azure AD. All users for this domain can sign in by using their on-premises credentials. ▪

State: Not verified

Azure AD Connect found a matching custom domain in Azure AD, but it isn't verified. The UPN suffix of the users of this domain will be changed to the default .onmicrosoft.com suffix after synchronization if the domain isn't verified.

Action Required: Verify the custom domain in Azure AD.

References: <https://docs.microsoft.com/en-us/azure/active-directory/hybrid/plan-connect-user-signin>

QUESTION 19

You have the Azure virtual networks shown in the following table.

Name	Address space	Subnet	Resource group Azure region
VNet1	10.11.0.0/16	10.11.0.0/17	West US
VNet2	10.11.0.0/17	10.11.0.0/25	West US
VNet3	10.10.0.0/22	10.10.1.0/24	East US
VNet4	192.168.16.0/22	192.168.16.0/24	North Europe

To which virtual networks can you establish a peering connection from VNet1?

- A. VNet2 and VNet3 only
- B. VNet2 only
- C. VNet3 and VNet4 only
- D. VNet2, VNet3, and VNet4

Correct Answer: C

Section: [none]

Explanation

Explanation/Reference:

Explanation:

The virtual networks you peer must have non-overlapping IP address spaces. The VNet1 and VNet2 address spaces overlap. The range of VNet2 is contained inside the range of VNet1.

References:

<https://docs.microsoft.com/en-us/azure/virtual-network/virtual-network-manage-peering#requirements-and-constraints>



<https://vceplus.com/>