

Microsoft Realtests 70-487 Questions & Answers

Number: 70-487
Passing Score: 800
Time Limit: 120 min
File Version: 33.4



Microsoft 70-487 Questions & Answers

Exam: 70-487 - Developing Windows Azure and Web Services

For Full Set of Questions please visit: <http://www.realtests.com/exam/70-487.htm>

General Exam

QUESTION 1

You are building an ADO.NET Entity Framework application. You need to validate the conceptual schema definition language (CSDL), store schema definition language (SSDL), and mapping specification language (MSL) files. Which Entity Data Model tool can you use? (Each correct answer presents a complete solution.

Choose all that apply.)

- A. EDM Generator (EdmGen.exe)
- B. ADO.NET Entity Data Model Designer
- C. Entity Data Model Wizard
- D. Update Model Wizard

Correct Answer: BC

Section: (none)

Explanation

Explanation/Reference:

QUESTION 2

DRAG DROP

You are developing an ASP.NET Web API action method.

The action method must return the following JSON in the message body.

```
{ " Name ":" Fabrikam", "Vendor Id": 9823, "Items": ["Apples", "Oranges"] }
```

You need to return an anonymous object that is serialized to JSON.

What should you do? (To answer, drag the appropriate code segments to the correct location or locations in the answer area. Each code segment may be used once, more than once, or not at all. You may need to drag the split bar between panes or scroll to view content.

"Fabrikam", VendorNumber = 9823,

"Fabrikam", VendorNumber = "9823",

new List<string> { "Apples", "Oranges" }

new List<string> { "Apples, Oranges" }

return new List<string>

return new

Answer Area

```

public object Get()
{
    {
        Name = 
        Items = 
    };
}
        
```

A.

Correct Answer: A

Section: (none)

Explanation

Explanation/Reference:

```

public object Get()
{
    return new
    {
        Name = "Fabrikam", VendorNumber = 9823,
        Items = new List<string> { "Apples", "Oranges" }
    };
}
        
```

QUESTION 3

DRAG DROP

You are developing an ASP.NET Web API application that will be consumed by a web browser via a composite application that is served from another web domain. You need to configure the Web API. What should you do? (To answer, drag the appropriate XML elements to the correct location or

locations in the answer area. Each XML element may be used once, more than once, or not at all. You may need to drag the split bar between panes or scroll to view content.)

Answer Area

Access-Control-Allow-Origin

Access-Control-Allow-Headers

Access-Control-Allow-Methods

Access-Control-Request-Method

Access-Control-Request-Headers

*

POST, GET

Content-Type

```

<httpProtocol>
  <customHeaders>
    <add name="Access-Control-Allow-Origin"
      value=" " />
    <add name=" "
      value="PUT, DELETE"/>
    <add name=" "
      value=" " />
  </customHeaders>
</httpProtocol>

```

A.

Correct Answer: A

Section: (none)

Explanation

Explanation/Reference:

Answer Area	
Access-Control-Allow-Origin	<pre><httpProtocol> <customHeaders> <add name="Access-Control-Allow-Origin" value=" * " /> <add name=" Access-Control-Allow-Methods " value="PUT, DELETE"/> <add name=" Access-Control-Allow-Headers " value=" Content-Type " /> </customHeaders> </httpProtocol></pre>
Access-Control-Request-Method	
Access-Control-Request-Headers	
POST, GET	

QUESTION 4

DRAG DROP

You are developing an ASP.NET MVC Web API application. The method names of the Web API must match naming guidelines for RESTful services. You need to create methods to support standard insert, select, update, and delete operations in an HTTP service. What should you do? (To answer, drag the appropriate HTTP methods to the correct row in the table in the answer area. Each HTTP method may be used once, more than once, or not at all. You may need to drag the split bar between panes or scroll to view content.)

Answer Area		
Action	HTTP method	Relative URI
Retrieve a list of all customers	<input type="text"/>	/api/customers
Retrieve a customer by id	<input type="text"/>	/api/customers/ <i>id</i>
Retrieve a customer by category	<input type="text"/>	/api/customer/?category= <i>category</i>
Create a new customer	<input type="text"/>	/api/customers
Update a customer	<input type="text"/>	/api/customers/ <i>id</i>
Remove a customer	<input type="text"/>	/api/customers/ <i>id</i>

A.

Correct Answer: A

Section: (none)

Explanation

Explanation/Reference:

Put is missing

Action	HTTP method	Relative URI
Retrieve a list of all customers	GET	/api/customers
Retrieve a customer by id	GET	/api/customers/ <i>id</i>
Retrieve a customer by category	GET	/api/customer/?category= <i>category</i>
Create a new customer	POST	/api/customers
Update a customer	?? PUT ?	/api/customers/ <i>id</i>
Remove a customer	DELETE	/api/customers/ <i>id</i>

QUESTION 5

DRAG DROP

You are developing an ASP.NET MVC Web API image management application.

The application must meet the following requirements:

- It must send or receive image data without the use of a buffer.
- It must allow up to 4 MB of image data to be received.
- It must allow up to 3 MB of image data to be sent.

You need to complete the code to meet the requirements. What should you do? (To answer, drag the appropriate code segments to the correct location or locations in the answer area. Each code segment may be used once, more than once, or not at all. You may need to drag the split bar between panes or scroll to view content.)

config

server

MaxBufferSize

MaxReceivedMessageSize

MaxConcurrentRequests

Streamed

Buffered

Answer Area

```
class Program
{
    private static string _baseAddress = "http://localhost:8080/";

    static void Main(string[] args)
    {
        var config = new HttpSelfHostConfiguration(_baseAddress);
        config.Routes.MapHttpRoute(
            name: "DefaultApi",
            routeTemplate: "api/{controller}/{id}",
            defaults: new { id = RouteParameter.Optional }
        );

        [ ] . [ ] = 1024 * 1024 * 3;

        [ ] . [ ] = 1024 * 1024 * 4;

        [ ] .TransferMode =

        TransferMode. [ ] ;

        var server = new HttpSelfHostServer(config);
        server.OpenAsync().Wait();
    }
}
```

A.

Correct Answer: A

Section: (none)

Explanation

Explanation/Reference:

```
class Program
{
    private static string _baseAddress = "http://localhost:8080/";

    static void Main(string[] args)
    {
        var config = new HttpSelfHostConfiguration(_baseAddress);
        config.Routes.MapHttpRoute(
            name: "DefaultApi",
            routeTemplate: "api/{controller}/{id}",
            defaults: new { id = RouteParameter.Optional }
        );
    }
}
```

```
config.MaxBufferSize = 1024 * 1024 * 3;
```

```
config.MaxReceivedMessageSize = 1024 * 1024 * 4;
```

```
config.TransferMode =
```

```
TransferMode.Streamed;
```

```
var server = new HttpSelfHostServer(config);
server.OpenAsync().Wait();
}
```

QUESTION 6

You are planning to migrate websites from IIS 6 to IIS 7.5. You do not have access to SSH or a VPN. You need to select a deployment tool to securely migrate the websites. Which tool should you use?

- A. RoboCopy
- B. Web Deploy

- C. Microsoft command-line FTP
- D. xCopy

Correct Answer: B

Section: (none)

Explanation

Explanation/Reference:

QUESTION 7

You are preparing to develop a set of libraries for a company. The libraries must be shared across the company. You need to create a remote NuGet feed that exposes the libraries. What should you do? (Each answer presents part of the solution. Choose all that apply.)

- A. Install the NuGet.Feed Package.
- B. Install the NuGet.Server Package.
- C. Configure the Packages folder located in the system.webserver section of the web application's Web.config.
- D. Create a new Empty Web Site in Visual Studio 2012.
- E. Configure the Packages folder located in the appSettings section of the web application's Web.config.
- F. Add packages to the Packages folder.
- G. Create a new Empty Web Application in Visual Studio 2012.

Correct Answer: BEFG

Section: (none)

Explanation

Explanation/Reference:



QUESTION 8

You are developing a library to support multiple ASP.NET MVC web applications on a shared server. The library provides implementations of security algorithms. If a problem with any of the security algorithms is discovered, a new version of the library must be created and deployed. Application downtime during the update must be minimized. You need to ensure that the new version of the library will be used by all applications as soon as possible. What should you do?

- A. Build the web applications and include the security assembly as an embedded resource.
When an update is needed, copy the new assembly to the bin directory for the application.

- B. Sign all assemblies in each application with the same key used to sign the security assembly.
When an update is needed, create a new key pair and re-sign all assemblies.
- C. Build the security assembly as a netmodule in a shared location.
Use the assembly linker to merge the netmodule into the assemblies for the application.
When an update is needed, update the netmodule in the shared location.
- D. Install the security assembly in the Global Assembly Cache (GAC).
When an update is needed, update the assembly in the GAC.

Correct Answer: D

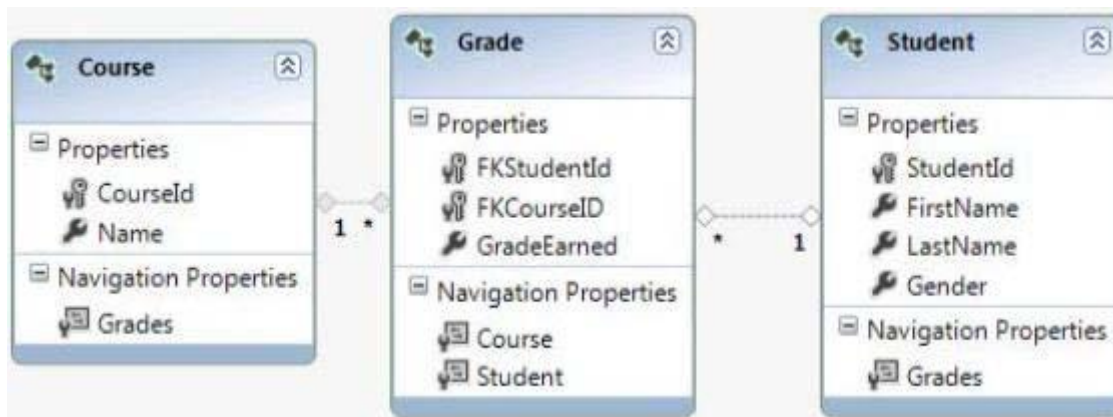
Section: (none)

Explanation

Explanation/Reference:

QUESTION 9

You are developing an application in Visual Studio 2012 to display student information. The application contains the following Entity Framework model.



The application contains a WCF data service named DirectoryService.svc. You need to create a query expression to display all of the grades for students whose first name is "John". How should you build the expression?

- A. `http://localhost:54946/DirectoryService.svc/Students?$filter=FirstName eq 'John' &$expand=Grades`
- B. `http://localhost:54946/DirectoryService.svc/Students?$filter=FirstName eq 'John'/Grades`
- C. `http://localhost:54946/DirectoryService.svc/Students?$filter=FirstName = 'John' &$expand=Grades`
- D. `http://localhost:54946/DirectoryService.svc/Grades/Students?$filter=FirstName eq 'John'`

Correct Answer: A

Section: (none)

Explanation

Explanation/Reference:

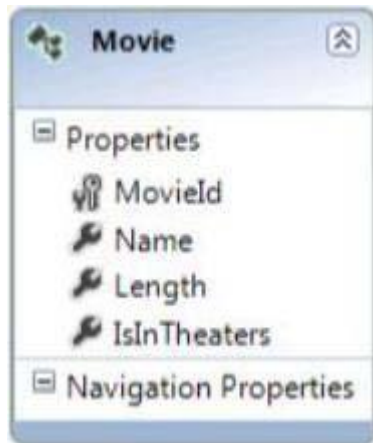
QUESTION 10

DRAG DROP

You are developing a WCF Data Services service in Visual Studio 2012 to display movie information from a SQL Server database that changes every 24 hours. The service is defined in the following class.

```
public class MovieService : DataService<MovieEntities>
{
    public static void InitializeService(DataServiceConfiguration config)
    {
        config.SetEntitySetAccessRule("Movies", EntitySetRights.AllRead);
        config.DataServiceBehavior.MaxProtocolVersion = DataServiceProtocolVersion.V2;
    }
}
```

The application contains the following Entity Framework model.



The service must only return data for movies that are currently in theaters. You need to add a method to the MovieService class to filter the data. How should you build the method? (To answer, drag the appropriate code segments to the correct location or locations in the answer area. Each code

segment may be used once, more than once, or not at all. You may need to drag the split bar between panes or scroll to view content.)

ChangeInterceptor

QueryInterceptor

"Movies"

"MovieEntities"

Expression

Filter

Answer Area

```
public class MovieService : DataService<MovieEntities>
{
    public static void InitializeService(DataServiceConfiguration config)
    {
        config.SetEntitySetAccessRule("Movies", EntitySetRights.AllRead);
        config.DataServiceBehavior.MaxProtocolVersion =
            DataServiceProtocolVersion.V2;
    }

    [ ( ) ]
    public <Func<Movie, bool>> ApplyTheaterFilter()
    {
        return movie => movie.IsInTheaters == true;
    }
}
```

A.

Correct Answer: A

Section: (none)

Explanation

Explanation/Reference:

```
public class MovieService : DataService<MovieEntities>
{
    public static void InitializeService(DataServiceConfiguration config)
    {
        config.SetEntitySetAccessRule("Movies", EntitySetRights.AllRead);
        config.DataServiceBehavior.MaxProtocolVersion =
            DataServiceProtocolVersion.V2;
    }

    [ QueryInterceptor ( "Movies" ) ]
    public Expression <Func<Movie, bool>> ApplyTheaterFilter()
    {
        return movie => movie.IsInTheaters == true;
    }
}
```

QUESTION 11**DRAG DROP**

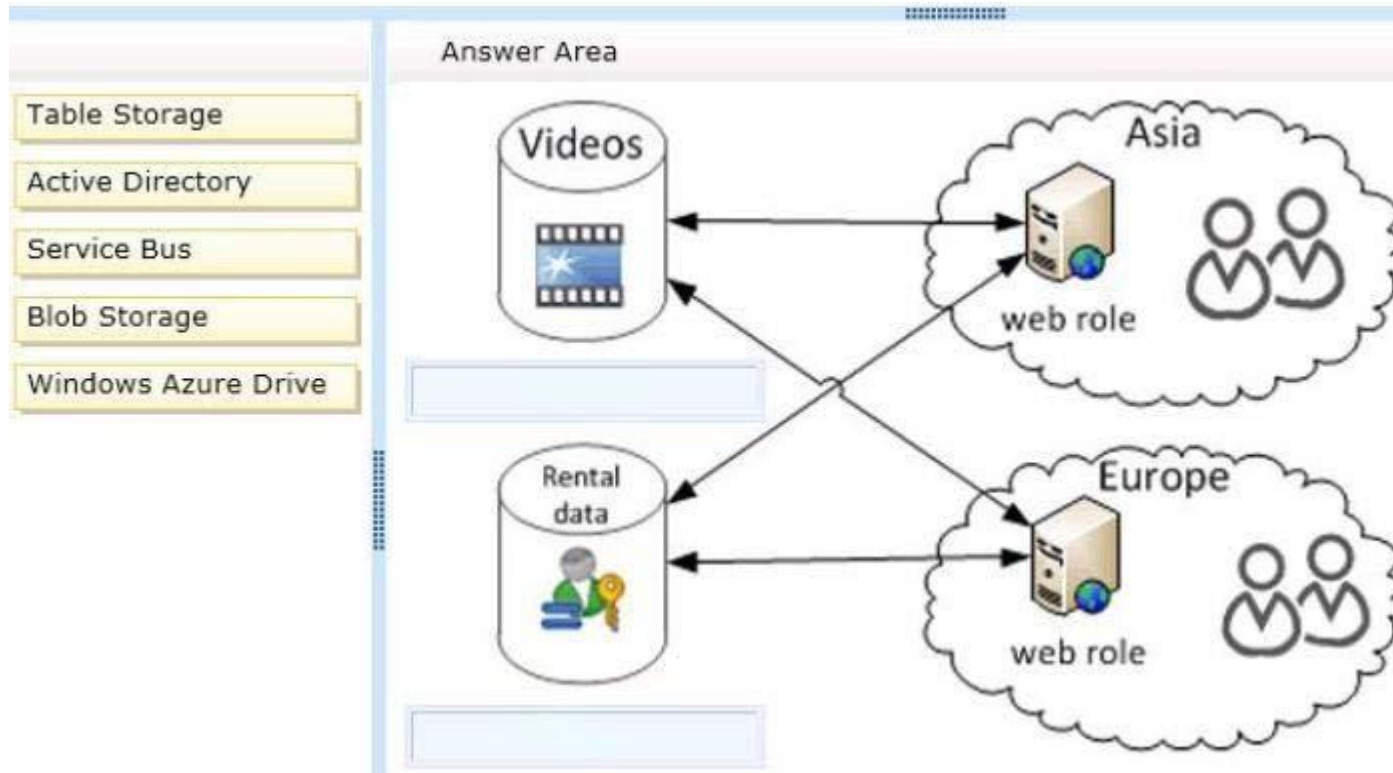
You are developing a Windows Azure based web application that provides users the ability to rent training videos. The application is deployed to hosted services in Asia and Europe.

The web application must meet the following requirements:

- Video files are large and must be able to be streamed.
- Streaming videos requires low latency network connections.
- Rental data contains structured information about the user and the video.

- Rental permissions are checked every five seconds during video playback.

You need to recommend storage architecture for the application. What should you do? (To answer, drag the appropriate technologies to the correct location or locations in the answer area. Each technology may be used once, more than once, or not at all. You may need to drag the split bar between panes or scroll to view content.)



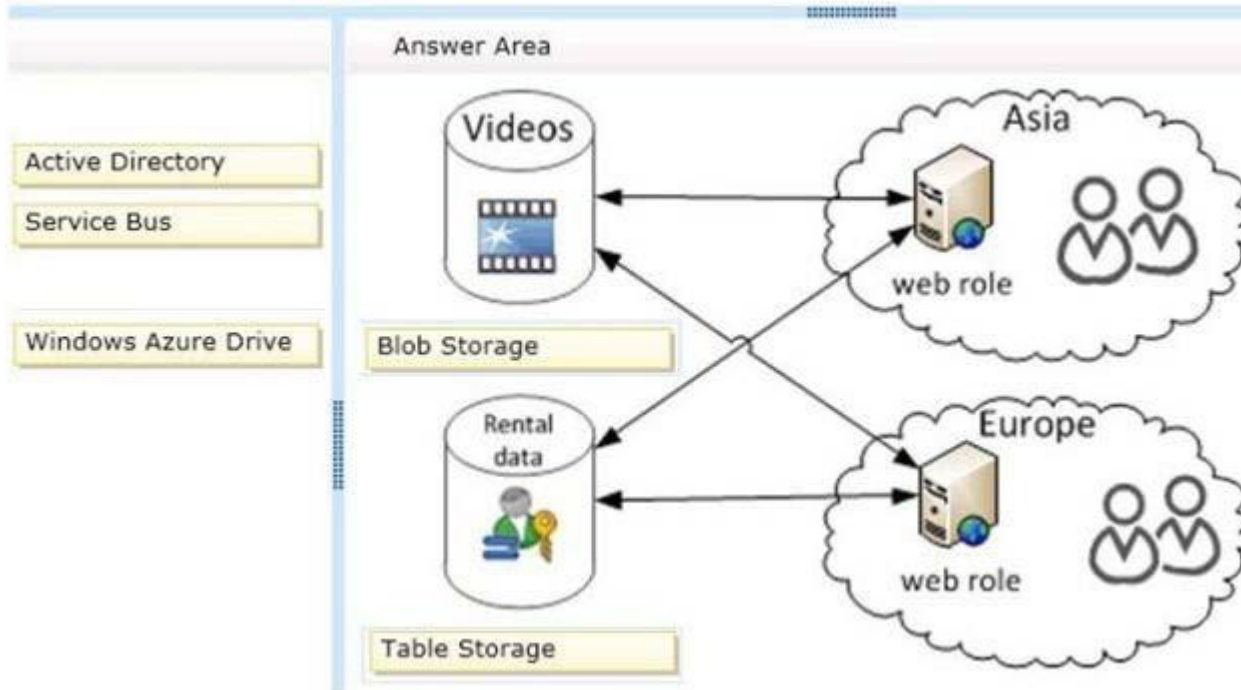
A.

Correct Answer: A

Section: (none)

Explanation

Explanation/Reference:



QUESTION 12
DRAG DROP

You are developing a self-hosted WCF service that returns stock market information. The service must be discoverable by any client application. You need to build the service host. How should you build the host? (To answer, drag the appropriate code segments to the correct location or locations in the answer area. Each code segment may be used once, more than once, or not at all. You may need to drag the split bar between panes or scroll to view content.)

UdpDiscoveryEndpoint

DiscoveryEndpoint

ServiceBehaviorAttribute

ServiceDiscoveryBehavior

ServiceHost

Answer Area

```
static void Main(string[] args)
{
    Uri StockURI = new Uri("http://localhost:8733/StockTicker");
    var mytype = typeof(StockTickerService);

    using (  host

        = new  (mytype, StockURI))
    {

        host.AddServiceEndpoint(typeof(IStockTickerService),
            new WSHttpBinding(), "");

        host.Description.Behaviors.Add(new  ());

        host.AddServiceEndpoint(new  ());

        host.Open();
        Console.ReadLine();
        host.Close();
    }
}
```

A.

Correct Answer: A

Section: (none)

Explanation

Explanation/Reference:

```
static void Main(string[] args)
{
    Uri StockURI = new Uri("http://localhost:8733/StockTicker");
    var mytype = typeof(StockTickerService);

    using ( ServiceHost host

        = new ServiceHost (mytype, StockURI)
        {
            host.AddServiceEndpoint (typeof(ISTockTickerService),
                new WSHttpBinding(), "");

            host.Description.Behaviors.Add(new ServiceDiscoveryBehavior ());

            host.AddServiceEndpoint (new DiscoveryEndpoint ());

            host.Open();
            Console.ReadLine();
            host.Close();
        }
    }
```

QUESTION 13

You are developing a WCF service that compares several data sources. The service takes a long time to complete. The service must meet the following requirements:

- The client must be able to continue processing while the service is running.
- The service must initiate communication with the client application when processing is complete.

You need to choose a message pattern to meet the requirements. Which message pattern should you choose?

- A. One Way
- B. Streaming

- C. Duplex
- D. Request/Reply

Correct Answer: C

Section: (none)

Explanation

Explanation/Reference:

QUESTION 14

DRAG DROP

You are developing a WCF service. You need to implement transport security by using NTLM authentication and NetTcpBindings. Which configuration values should you use? (To answer, drag the appropriate configuration values to the correct location or locations in the answer area. Each configuration value may be used once, more than once, or not at all. You may need to drag the split bar between panes or scroll to view content.)

	Answer Area
<code>binding="netTcpBinding"</code>	<code><system.serviceModel></code>
<code>binding="Duplex"</code>	<code><protocolMapping></code>
<code>binding="NtlmTcp"</code>	<code><add scheme="https" /></code>
<code>mode="netBindingTcp"</code>	<code></protocolMapping></code>
<code>mode="Transport"</code>	<code><bindings></code>
<code>mode="Duplex"</code>	<code><wsHttpBinding></code>
<code>clientCredentialType="netTcpBinding"</code>	<code><binding></code>
<code>clientCredentialType="NtlmTcp"</code>	<code><security ></code>
<code>clientCredentialType="Ntlm"</code>	<code><transport /></code>
	<code></security></code>
	<code></binding></code>
	<code></wsHttpBinding></code>
	<code></bindings></code>
	<code></system.serviceModel></code>

A.

Correct Answer: A

Section: (none)

Explanation

Explanation/Reference:

```
<system.serviceModel>
  <protocolMapping>

    <add scheme="https" binding="netTcpBinding" />

  </protocolMapping>
  <bindings>
    <wsHttpBinding>
      <binding>

        <security mode="Transport" />

        <transport clientCredentialType="Ntlm" />

      </security>
    </binding>
  </wsHttpBinding>
</bindings>
</system.serviceModel>
```

QUESTION 15

DRAG DROP

You are developing a WCF service. The service will stream messages to clients on the internal network. You must use Windows Authentication, and all messages must be binary encoded. You need to configure the service. What should you do? (To answer, drag the appropriate elements to the correct location or locations in the answer area. Each element may be used once, more than once, or not at all. You may need to drag the split bar between panes or scroll to view content.)

namedNetBinding

netTcpBinding

binHttpsBinding

httpBasicBinding

mode="Ignore"

mode="Transport"

mode="Direct"

Answer Area

```
<system.serviceModel>
  <bindings>
    <[ ]>
      <binding>
        <security [ ] />
      </binding>
    </[ ]>
  </bindings>
</system.serviceModel>
```

A.

Correct Answer: A

Section: (none)

Explanation

Explanation/Reference:


```
<system.serviceModel>
  <bindings>

    <netTcpBinding
      <binding>
        <security mode="Transport" />
      </binding>
    </netTcpBinding>

  </bindings>
</system.serviceModel>
```

QUESTION 16**DRAG DROP**

You are developing a WCF service. The WCF service requires implementations of the new data contracts to validate against the old schema. You need to develop a new data contract without breaking current functionality. What should you do? (To answer, drag the appropriate code segments to the correct location or locations in the answer area. Each code segment may be used once, more than once, or not at all. You may need to drag the split bar between panes or scroll to view content.)

	Answer Area
<code>[DataContract(Validate = "Profile")]</code>	
<code>[DataContract(Identifier = "Profile")]</code>	
<code>[DataContract(Name = "Profile")]</code>	<pre>public class ProfileV1 { [DataMember] public string Username; }</pre>
<code>[DataContract(TypeID = "Profile")]</code>	
<code>[DataContract(ID = "Profile")]</code>	<pre>public class ProfileV2 { [DataMember] public string Username; [DataMember] public string Email; }</pre>

A.

Correct Answer: A

Section: (none)

Explanation

Explanation/Reference:

```
[DataContract(Name = "Profile")]
```

```
public class ProfileV1  
{  
    [DataMember]  
    public string Username;  
}
```

```
[DataContract(Name = "Profile")]
```

```
public class ProfileV2  
{  
    [DataMember]  
    public string Username;  
  
    [DataMember]  
    public string Email;  
}
```

QUESTION 17

You are developing a WCF service. A new service instance must be created for each client request. You need to choose an instancing mode. Which instancing mode should you use?

- A. Single
- B. PerRequest
- C. PerCall
- D. Multiple
- E. PerSession

Correct Answer: C

Section: (none)

Explanation

Explanation/Reference:

QUESTION 18

DRAG DROP

You are creating a WCF service. The service endpoints must be exposed to the Windows Azure Service Bus. The service bus has a namespace named RestaurantSB. The key provider is "owner". You need to modify the web.config file to expose the endpoints. How should you modify the file? (To answer, drag the appropriate attributes to the correct location or locations in the answer area. Each attribute may be used once, more than once, or not at all. You may need to drag the split bar between panes or scroll to view content.)

issuerName

Contract

issuerKey

User

issuerSecret

Answer Area

```

<services>
  <service name="RestaurantService.MenuService">

    <endpoint  ="RestaurantService.IMenuService"

      binding="netTcpRelayBinding"
      address="sb://RestaurantServiceBus.servicebus.windows.net/Menu"
      behaviorConfiguration="sbBehavior"/>
    </service>
  </services>
  <behaviors>
    <endpointBehaviors>
      <behavior name="sbBehavior">
        <transportClientEndpointBehavior>
          <tokenProvider>
            <sharedSecret
               ="owner"

               ="1oAFgNsbaN8+UIN737K="/>

          </tokenProvider>
        </transportClientEndpointBehavior>
      </behavior>
    </endpointBehaviors>
  </behaviors>

```

A.

Correct Answer: A

Section: (none)

Explanation

Explanation/Reference:

```
<services>
  <service name="RestaurantService.MenuService">

    <endpoint Contract="RestaurantService.IMenuService"

      binding="netTcpRelayBinding"
      address="sb://RestaurantServiceBus.servicebus.windows.net/Menu"
      behaviorConfiguration="sbBehavior"/>
    </service>
  </services>
  <behaviors>
    <endpointBehaviors>
      <behavior name="sbBehavior">
        <transportClientEndpointBehavior>
          <tokenProvider>
            <sharedSecret

              issuerName="owner"

              issuerSecret="1oAFgNsbaN8+UIN737K="/>

            </tokenProvider>
          </transportClientEndpointBehavior>
        </behavior>
      </endpointBehaviors>
    </behaviors>
```

QUESTION 19

DRAG DROP

You are developing a WCF service. You need to implement transport security by using NTLM authentication and NetTcpBindings. Which configuration values should you use? (To answer, drag the appropriate configuration values to the correct location or locations in the answer area. Each configuration value may be used once, more than once, or not at all. You may need to drag the split bar between panes or scroll to view content.)

binding="netTcpBinding"

binding="Transport"

binding="Ntlm"

mode="netTcpBinding"

mode="Transport"

mode="Ntlm"

clientCredentialType="netTcpBinding"

clientCredentialType="Transport"

clientCredentialType="Ntlm"

Answer Area

```
<system.serviceModel>
  <protocolMapping>

    <add scheme="https" />

  </protocolMapping>
  <bindings>
    <wsHttpBinding>
      <binding>

    <security>

    <transport>

    </security>
    </binding>
    </wsHttpBinding>
  </bindings>
</system.serviceModel>
```

A.

Correct Answer: A

Section: (none)

Explanation

Explanation/Reference:


```
<system.serviceModel>
  <protocolMapping>

    <add scheme="https" binding="netTcpBinding" />

  </protocolMapping>
  <bindings>
    <wsHttpBinding>
      <binding>

        <security mode="Transport" >

          <transport clientCredentialType="Ntlm" />

        </security>
      </binding>
    </wsHttpBinding>
  </bindings>
</system.serviceModel>
```

QUESTION 20

DRAG DROP

You are developing an ASP.NET MVC Web API application. The application must meet the following requirements:

- It must send or receive data without the use of a buffer.
- It must allow up to 1 MB of data to be received.
- It must allow up to 2 MB of data to be sent.

You need to complete the code to meet the requirements. What should you do? (To answer, drag the appropriate code segments to the correct location or locations in the answer area. Each code segment may be used once, more than once, or not at all. You may need to drag the split bar between panes or scroll to view content.)

config

server

MaxBufferSize

MaxReceivedMessageSize

MaxConcurrentRequests

Streamed

Buffered

Answer Area

```

class Program
{
    private static string _baseAddress = "http://localhost:8080/";

    static void Main(string[] args)
    {
        var config = new HttpSelfHostConfiguration(_baseAddress);
        config.Routes.MapHttpRoute(
            name: "DefaultApi",
            routeTemplate: "api/{controller}/{id}",
            defaults: new { id = RouteParameter.Optional }
        );

        [ ] . [ ] = 1024 * 1024 * 2;

        [ ] . [ ] = 1024 * 1024;

        [ ] .TransferMode =

        TransferMode. [ ] ;

        var server = new HttpSelfHostServer(config);
        server.OpenAsync().Wait();
    }
}

```

A.

Correct Answer: A

Section: (none)

Explanation

Explanation/Reference:

```
class Program
{
    private static string _baseAddress = "http://localhost:8080/";

    static void Main(string[] args)
    {
        var config = new HttpSelfHostConfiguration(_baseAddress);
        config.Routes.MapHttpRoute(
            name: "DefaultApi",
            routeTemplate: "api/{controller}/{id}",
            defaults: new { id = RouteParameter.Optional }
        );
    }
}
```

config . MaxBufferSize = 1024 * 1024 * 2;

config . MaxReceivedMessageSize = 1024 * 1024;

config . TransferMode =

TransferMode. Streamed ;

```
var server = new HttpSelfHostServer(config);
server.OpenAsync().Wait();
}
```

QUESTION 21

DRAG DROP

You are developing an ASP.NET Web API action method.

The action method must return the following JSON in the message body.

```
{"Name": "Fabrikam", "VendorId": 9823, "Items": ["Dogs", "Cats"]} >
```

You need to return an anonymous object that is serialized to JSON.

What should you do? (To answer, drag the appropriate code segments to the correct location or locations in the answer area. Each code segment may be used once, more than once, or not at all. You may need to drag the split bar between panes or scroll to view content.)

"Fabrikam", VendorNumber = 9823,

"Fabrikam", VendorNumber = "9823",

new List<string> { "Dogs", "Cats" }

new List<string> { "Dogs, Cats" }

return new List<string>

return new

Answer Area

```

public object Get()
{
    [ ]
    {
        Name = [ ]
        Items = [ ]
    }
};
        
```

A.

Correct Answer: A

Section: (none)

Explanation

Explanation/Reference:

```

public object Get()
{
    [return new]
    {
        Name = ["Fabrikam", VendorNumber = 9823, ]
        Items = [new List<string> { "Dogs", "Cats" } ]
    }
};
    
```

QUESTION 22

DRAG DROP

You are developing an ASP.NET Web API application for currency conversion that will be consumed by a web browser by using a composite application that is served from another web domain. You need to configure the Web API. What should you do? (To answer, drag the appropriate XML elements to the correct location or locations in the answer area. Each XML element may be used once, more than once, or not at all. You may need to drag the split bar between panes or scroll to view content.)

	Answer Area
Access-Control-Allow-Origin	<code><httpProtocol></code>
Access-Control-Allow-Headers	<code><customHeaders></code>
Access-Control-Allow-Methods	<code><add name="Access-Control-Allow-Origin"</code>
Access-Control-Allow-Request-Method	<code>value="</code> <input type="text"/> <code>"/></code>
Access-Control-Allow-Request-Headers	<code><add name="</code> <input type="text"/> <code>"</code>
*	<code>value="PUT, DELETE"/></code>
POST, GET	<code><add name="</code> <input type="text"/> <code>"</code>
Content-Type	<code>value="</code> <input type="text"/> <code>"/></code>
	<code></customHeaders></code>
	<code></httpProtocol></code>

A.

Correct Answer: A

Section: (none)

Explanation

Explanation/Reference:

```
<httpProtocol>
  <customHeaders>
    <add name="Access-Control-Allow-Origin"
      value="*" />
    <add name="Access-Control-Allow-Methods"
      value="PUT, DELETE" />
    <add name="Access-Control-Allow-Headers"
      value="Content-Type" />
  </customHeaders>
</httpProtocol>
```

QUESTION 23

You are developing an ASP.NET MVC application. The application is an order processing system that uses the ADO.NET Entity Framework against a SQL Server database. It has a controller that loads a page that displays all orders along with customer information. Lazy loading has been disabled. The Order class is shown below.

```
public partial class Order
{
    ...
    public string CustomerID { get; set; }
    ...
    public virtual Customer Customer { get; set; }
}
```

You need to return the orders and customer information in a single round trip to the database. Which code segment should you use?

- ☐ A.

```
public ActionResult Index()
{
    IQueryable<Order> orders = db.Orders;
    orders = orders.Include("Customer");
    return View(orders.ToList());
}
```
- ☐ B.

```
public ActionResult Index()
{
    IQueryable<Order> orders = db.Orders.Include("Order.Customer");
    return View(orders.ToList());
}
```
- ☐ C.

```
public ActionResult Index()
{
    IQueryable<Order> orders = db.Orders;
    orders.Select(o => o.Customer).Load();
    return View(orders.ToList());
}
```
- ☐ D.

```
public ActionResult Index()
{
    IQueryable<Order> orders = db.Orders;
    return View(orders.ToList());
}
```

- A. Option A
B. Option B
C. Option C
D. Option D

Correct Answer: A

Section: (none)

Explanation

Explanation/Reference:

QUESTION 24

You are developing an ASP.NET MVC application that reads and writes data from a SQL Server database. You need to maintain data integrity in all situations that use transactions.



- A. ReadUncommitted
- B. Repeatable
- C. Serializable
- D. ReadCommitted

Correct Answer: D

Section: (none)

Explanation

Explanation/Reference:

QUESTION 25

You are developing an ASP.NET MVC application. Deployment administrators do not have access to Visual Studio 2102, but will have the elevated permissions required to deploy the application to the servers. You need to select a deployment tool for use by the deployment administrators. Which tool should you use?

- A. Publish Web Site Tool
- B. Web Deployment Package
- C. One-Click Publish
- D. Deployment Package Editor

Correct Answer: B

Section: (none)

Explanation

Explanation/Reference:

Case 1

QUESTION 1

Case Study: 1

Scenario 1

Background

You are developing a flight information consolidation service. The service retrieves flight information from a number of sources and combines them into a single data set. The consolidated flight information is stored in a SQL Server database. Customers can query and retrieve the data by using a REST API provided by the service. The service also offers access to historical flight information. The historical flight information can be filtered and queried in an ad hoc manner. The service runs on a Windows Azure Web Role. SSL is not used.

Business Requirements

- A new data source for historical flight information is being developed by a contractor located on another continent.
- If a time zone is not specified, then it should be interpreted as Coordinated Universal Time (UTC).
- When you upgrade a service from a staging deployment to a production deployment, the time that the service is unavailable must be minimized.
- The default port must be used for HTTP.

Technical Requirements

The existing sources of flight information and the mechanism of exchange are listed below.

- Blue Yonder Airlines provides flight information in an XML file.
- Consolidated Messenger provides flight information in a Microsoft Access database that is uploaded every 12 hours to the service using SFTP. The company uses port 22 for SFTP.
- Margie's Travel provides and consumes flight information using serialized ADO.NET DataSets. Data is periodically synced between the service and Margie's Travel.
- Trey Research provides data from multiple sources serialized in proprietary binary formats. The data must be read by using .NET assemblies provided by Trey Research. The assemblies use a common set of dependencies. The current version of the Trey Research assemblies is 1.2.0.0. All assemblies provided by Trey Research are signed with a key pair contained in a file named Trey.snk, which Trey Research also supplies.
- The application specification requires that any third-party assemblies must have strong names.

Application Structure

FlightInfo.cs

```
public class FlightInfo
{
    string DataSource { get; set; }
    public string Airline { get; set; }
    public string Flight { get; set; }
    public DateTimeOffset Arrival { get; set; }
    public int Seats { get; set; }
    public bool WasLate { get; set; }
}
```

BlueYonderLoader.cs

```
public class BlueYonderLoader
{
    public IEnumerable<RawFlightData> LoadFlights(XDocument feed)
    {
        ...
    }

    private RawFlightData Parse(XElement flightElement)
    {
        ...
    }
}
```

HistoricalDataLoader.cs

```
public class HistoricalDataLoader
{
    public static IEnumerable<HistoricalFlightInfo> LoadHistoricalFlights()
    {
        ...
    }

    public void StreamHistoricalFlights(XmlWriter responseWriter, string airline)
    {
        ...
    }

    private XElement ConvertToHistoricalFlight(XElement flight)
    {
        return new XElement("Flight", flight);
    }

    private string GetAirline(XElement flightName)
    {
        return flightName.Value.Substring(0, 2);
    }

    IEnumerable<XElement> RemoteDataStream()
    {
        return XDocument.Load("").Elements();
    }
}
```

MargiesTravelSync.cs

```
public class MargiesTravelSync
{
    public void Sync()
    {
        ...
    }

    private DataSet LoadLocal()
    {
        var dataSet = new DataSet();
        dataSet.ReadXml("local");
        return dataSet;
    }

    private StreamWriter SendStream()
    {
        return new StreamWriter("SendStream");
    }

    private StreamReader ReceiveStream()
    {
        return new StreamReader("ReceiveStream");
    }
}
```



FlightInfoContext.cs

```
public class FlightInfoContext : DbContext
{
    public DbSet<FlightInfo> FlightInfo { get; set; }

    public override int SaveChanges()
    {
        return base.SaveChanges();
    }

    private bool IsTransient(int ex)
    {
        var errors = new[] { 10053, 10054, 64 };
        return errors.Contains(ex);
    }
}
```

FlightDataController.cs

```
public class FlightDataController : ApiController
{
    FlightInfoContext _Context;

    public FlightDataController()
    {
        _Context = new FlightInfoContext();
    }

    [HttpGet]
    public IEnumerable<FlightInfo> GetFlightInfo()
    {
        return _Context.FlightInfo.Select(x => x).AsEnumerable();
    }

    private IEnumerable<HistoricalFlightInfo> LoadHistorical()
    {
        return HistoricalDataLoader.LoadHistoricalFlights();
    }
}
```

A.

Correct Answer: A

Section: (none)

Explanation

Explanation/Reference:

QUESTION 2

DRAG DROP

You need to configure the Windows Azure service definition to enable Consolidated Messenger to upload files. What should you do? (To answer, drag the appropriate configuration items to the correct location or locations. Each configuration item may be used once, more than once, or not at all. You may need to drag the split bar between panes or scroll to view content.)

Answer Area

http

tcp

https

InternalEndpoint

InputEndpoint

80

22

3389

```

<Binding name="Website" endpointName="Website" />
<Binding name="Transfer" endpointName="Transfer" />
</Bindings>
</Site>
</Sites>
<Endpoints>

< <input type="text" value="" /> name="Website"

protocol=" <input type="text" value="" /> "

port=" <input type="text" value="" /> " />

< <input type="text" value="" /> name="Transfer"

protocol=" <input type="text" value="" /> "

port=" <input type="text" value="" /> " />

</Endpoints>
</WebRole>

```

A.

Correct Answer: A

Section: (none)

Explanation

Explanation/Reference:

"InputEndpoint", "http", "80"

"InputEndpoint", "tcp", "22"

Credits to Rem

QUESTION 3

You need to recommend a data access technology to the contractor to retrieve data from the new data source. Which data access technology should you recommend?

- A. LINQ to XML
- B. ADO.NET Entity Framework
- C. ADO.NET DataSets
- D. WCF Data Services

Correct Answer: D

Section: (none)

Explanation

Explanation/Reference:

QUESTION 4

DRAG DROP

Flight information data provided by Margie's Travel is updated both locally and remotely. When the data is synced, all changes need to be merged together without causing any data loss or corruption. You need to implement the Sync() method in the MargiesTravelSync.es file. What should you do? (To answer, drag the appropriate code segments to the correct location or locations in the answer area. Each code segment may be used once, more than once, or not at all. You may need to drag the split bar between panes or scroll to view content.)

XmlReadMode.DiffGram

XmlReadMode.Fragment

XmlReadMode.InferSchema

XmlWriteMode.DiffGram

XmlWriteMode.IgnoreSchema

Answer Area

```

public void Sync()
{
    var sendStream = SendStream();
    var receiveStream = ReceiveStream();
    var local = LoadLocal();

    local.WriteXml(sendStream, );

    local.ReadXml(receiveStream, );
}
        
```

A.

Correct Answer: A

Section: (none)

Explanation

Explanation/Reference:

XmlWriteMode.DiffGram and XmlReadMode.DiffGram

QUESTION 5

DRAG DROP

The service has been deployed to Windows Azure. Trey Research has provided version 1.3.0.0 of the assembly to support a change in the serialization format. The service must remain available during the transition to the new serialization format. You need to ensure that the service is using the new assembly. Which configuration setting should you add to the web.config? (To answer, drag the appropriate configuration elements to the correct location or locations in the answer area. Each configuration element may be used once, more than once, or not at all. You may need to drag the split bar between panes or scroll to view content.)

codeBase version="1.3.0.0" href="Trey.Serialization.dll"

bindingRedirect oldVersion="1.2.5.0" newVersion="1.3.0.0"

bindingRedirect oldVersion="1.2.0.0" newVersion="1.3.0.0"

runtime

location

<

>

<assemblyBinding xmlns="urn:schemas-microsoft-com:asm.v1">

<dependentAssembly>

<assemblyIdentity name="Trey.Serialization" />

</dependentAssembly>

</assemblyBinding>

</>

A.

Correct Answer: A

Section: (none)

Explanation

Explanation/Reference:

```
< runtime >

<assemblyBinding xmlns="urn:schemas-microsoft-com:asm.v1">
  <dependentAssembly>
    <assemblyIdentity name="Trey.Serialization" />

    < bindingRedirect oldVersion="1.2.0.0" newVersion="1.3.0.0"

  </dependentAssembly>
</assemblyBinding>

</ runtime >
```

QUESTION 6

Errors occasionally occur when saving data using the FlightInfoContext ADO.NET Entity Framework context. Updates to the data are being lost when an error occurs. You need to ensure that data is still saved when an error occurs by retrying the operation. No more than five retries should be performed. Which code segment should you use as the body of the SaveChanges() method in the FlightInfoContext.es file?

☐ A.

```
for (var i = 0; i < 5; i++)
{
    try
    {
        return base.SaveChanges();
    }
    catch (SqlException ex)
    {
        if (IsTransient(ex.Number))
        {
            continue;
        }
    }
}
return base.SaveChanges();
```

☐ B.

```
var exception = new EntitySqlException();
while (exception.Data != 0 && exception.Data.Count < 5)
{
    try
    {
        return base.SaveChanges();
    }
    catch (EntitySqlException ex)
    {
        if (IsTransient(ex.HResult))
        {
            exception = ex;
        }
    }
}
return base.SaveChanges();
```

C C.

```
for (var i = 0; i < 5; i++)
{
    try
    {
        return base.SaveChanges();
    }
    catch (SqlException ex)
    {
        if (IsTransient(ex.Number))
        {
            break;
        }
    }
}
return base.SaveChanges();
```

D.

```
for (var i = 0; i < 5; i++)
{
    try
    {
        return base.SaveChanges();
    }
    catch (SqlException ex)
    {
        if (!IsTransient(ex.Number))
        {
            continue;
        }
    }
}
return base.SaveChanges();
```

- A. Option A
- B. Option B
- C. Option C
- D. Option D

Correct Answer: A

Section: (none)

Explanation

Explanation/Reference:

QUESTION 7

Data provided by Consolidated Messenger is cached in the HttpContext.Cache object. You need to ensure that the cache is correctly updated when new data arrives. What should you do?

- A. Ensure that the EffectivePrivateBytesLimit value is greater than the size of the database file.
- B. Change the sliding expiration of the cache item to 12 hours.
- C. Use the SqlCacheDependency type configured with a connection string to the database file.
- D. Use the CacheDependency type configured to monitor the SFTP target folder.

Correct Answer: D

Section: (none)

Explanation

Explanation/Reference:

QUESTION 8

DRAG DROP

You need to parse flight information from Blue Yonder Airlines. The content of the XML file is shown below.


```
<?xml version="1.0" encoding="utf-8"?>
<AirlineFeed>
  <Flight xmlns="urn:CFI" name="AS515">
    <Seats>123</Seats>
    <Arrival>5/2/2011 12:01:13</Arrival>
  </Flight>
  <Flight name="UN24">
    <Seats>123</Seats>
    <Arrival>5/1/2012 10:17:57 PM +02:00</Arrival>
  </Flight>
  <FlightManifest>
    ...
  </FlightManifest>
</AirlineFeed>
```

Some airlines do not specify the timezone of the arrival time. If the timezone is not specified, then it should be interpreted per the business requirements. You need to implement the LoadFlights() and Parse() methods of the BlueYonderLoader class. What should you do? (To answer, drag the appropriate code segments to the correct location in the answer area. Each segment may be used once, more than once, or not at all. You may need to drag the split bar between panes or scroll to view content.)

```
var flights = feed.Elements(  
    feed.Root.GetPrefixOfNamespace("{urn:CFI}") + "Flight");
```

```
var flights = feed.Descendants().Where(x =>  
    x.NodeType != XmlNodeType.XmlDeclaration && (string)x ==  
    "Flight");
```

```
var flights = feed.Descendants("{urn:CFI}Flight")  
    .Concat(feed.Descendants("Flight"));
```

```
fi.Arrival = DateTimeOffset.Parse(arrivalRaw,  
    null, System.Globalization.DateTimeStyles.AssumeUniversal);
```

```
fi.Arrival = DateTimeOffset.Parse(arrivalRaw,  
    null, System.Globalization.DateTimeStyles.AdjustToUniversal);
```

```
fi.Arrival = XmlConvert.ToDateTimeOffset(arrivalRaw,  
    new[] { "Local", "Universal" });
```

xxxxxxxxxxxx

```
public IEnumerable<FlightInfo> LoadFlights(XDocument feed)  
{  
  
    return flights.Select(x => Parse(x));  
}
```

```
private FlightInfo Parse(XElement flightElement)  
{  
    var fi = new FlightInfo();  
    fi.Flight = flightElement.Attribute("name").Value;  
    var arrivalRaw = flightElement.Element("Arrival").Value;
```

A.

Correct Answer:

Section: (none)

Explanation

Explanation/Reference:

```
public IEnumerable<FlightInfo> LoadFlights(XDocument feed)
{
    var flights = feed.Descendants("{urn:CFI}Flight")
        .Concat(feed.Descendants("Flight"));

    return flights.Select(x => Parse(x));
}

private FlightInfo Parse(XElement flightElement)
{
    var fi = new FlightInfo();
    fi.Flight = flightElement.Attribute("name").Value;
    var arrivalRaw = flightElement.Element("Arrival").Value;

    fi.Arrival = DateTimeOffset.Parse(arrivalRaw,
        null, System.Globalization.DateTimeStyles.AssumeUniversal);

    fi.Seats = XmlConvert.ToInt32(flightElement.Element("Seats").Value);
    return fi;
}
```

QUESTION 9

You are adding a new REST service endpoint to the FlightDataController controller that returns the total number of seats for each airline. You need to write a LINQ to Entities query to extract the required data.

Which code segment should you use?

- ☐ A.

```
var query = from flight in _Context.FlightInfo
group flight by flight.Seats into agg
let airline = agg.First()
select new
{
    TotalSeats = agg.Key,
    Airline = airline,
};
```
- ☐ B.

```
var query = from flight1 in _Context.FlightInfo
from flight2 in _Context.FlightInfo
where flight1.Airline == flight2.Airline
select new
{
    Airline = flight1.Airline,
    TotalSeats = Math.BigMul(flight1.Seats, flight2.Seats),
};
```
- ☐ C.

```
var query = from flight in _Context.FlightInfo
from airline in flight.Airline
group airline by airline into agg
select new
{
    Airline = agg.Key,
    TotalSeats = agg.Sum(x => Convert.ToInt32(x)),
};
```
- ☐ D.

```
var query = from flight in _Context.FlightInfo
group flight by flight.Airline into agg
select new
{
    Airline = agg.Key,
    TotalSeats = agg.Sum(x => x.Seats),
};
```

- A. Option A
B. Option B
C. Option C

D. Option D

Correct Answer: D

Section: (none)

Explanation

Explanation/Reference:

QUESTION 10

Historical flight information data will be stored in Windows Azure Table Storage using the FlightInfo class as the table entity. There are millions of entries in the table. Queries for historical flight information specify a set of airlines to search and whether the query should return only late flights. Results should be ordered by flight name. You need to specify which properties of the FlightInfo class should be used at the partition and row keys to ensure that query results are returned as quickly as possible. What should you do? (Each correct answer presents part of the solution. Choose all that apply.)

- A. Use the WasLate property as the row key.
- B. Use the Airline property as the row key.
- C. Use the WasLate property as the partition key
- D. Use the Arrival property as the row key.
- E. Use the Airline property as the partition key.
- F. Use the Flight property as the row key.

Correct Answer: CF

Section: (none)

Explanation

Explanation/Reference:

QUESTION 11

Errors occasionally occur when saving data using the FlightInfoContext ADO.NET Entity Framework context. Updates to the data are being lost when an error occurs. You need to ensure that data is still saved when an error occurs by retrying the operation. No more than five retries should be performed. With which code segment should you replace the body of the SaveChanges() method in the FlightInfoContext.cs file?

- ☐ A.

```
var result = FlightInfo.SqlQuery("UPDATE WITH RETRY", FlightInfo, "IsTransient", 5);
if (result.Count() > 5)
{
    result.AsNoTracking();
    return -1;
}
return 0;
```
- ☐ B.

```
try
{
    return base.SaveChanges();
}
catch (EntityCommandExecutionException ex)
{
    if (ex.Data.Keys.Cast<int>().Any(x => IsTransient(x)))
    {
        return 5 & SaveChanges();
    }
    return -1;
}
```
- ☐ C.

```
for (var i = 0; i < 5; i++)
{
    try
    {
        return base.SaveChanges();
    }
    catch (SqlException ex)
    {
        if (IsTransient(ex.Number))
        {
            continue;
        }
    }
}
return base.SaveChanges();
```
- ☐ D.

```
var exception = new EntitySqlException();
while (exception.HResult != 0 && exception.Data.Count < 5)
{
    try
    {
        return base.SaveChanges();
    }
    catch (EntitySqlException ex)
```

- A. Option A
- B. Option B
- C. Option C
- D. Option D

Correct Answer: C

Section: (none)

Explanation

Explanation/Reference:

EntitySqlException : Represents errors that occur when parsing Entity SQL command text. This exception is thrown when syntactic or semantic rules are violated.

SqlException : The exception that is thrown when SQL Server returns a warning or error. This class cannot be inherited.

EntityCommandExecutionException : Represents errors that occur when the underlying storage provider could not execute the specified command. This exception usually wraps a provider-specific exception.

Case 2

QUESTION 1

Case Study: 2

Scenario 2

Background

You are developing an ASP.NET MVC application in Visual Studio 2012 that will be used to process orders.

Business Requirements

The application contains the following three pages.

- A page that queries an external database for orders that are ready to be processed. The user can then process the order.
- A page to view processed orders.
- A page to view vendor information.

The application consumes three WCF services to retrieve external data.

Technical Requirements

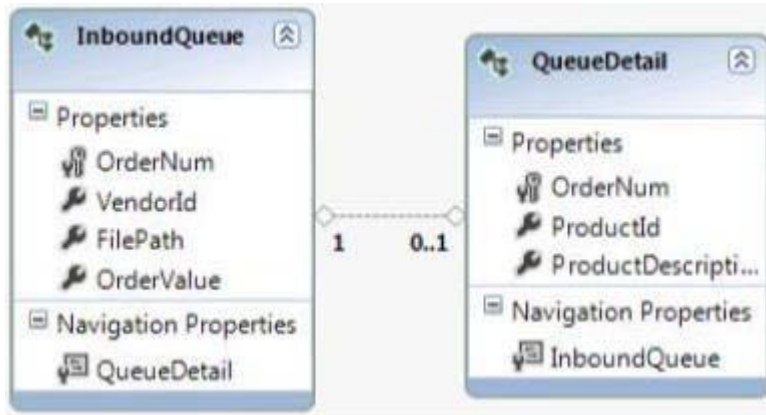
Visual Studio Solution:

The solution contains the following four projects.

- ExternalQueue: A WCF service project used to communicate with the external order database.
- OrderProcessor: An ASP.NET MVC project used for order processing and logging order metadata.
- OrderUpload: A WCF service project used to submit order data to an external data source.
- Shipping: A WCF service project used to acquire shipping information.

ExternalQueue Project:

Entity Framework is used for data access. The entities are defined in the ExternalOrders.edmx file as shown in the following diagram.



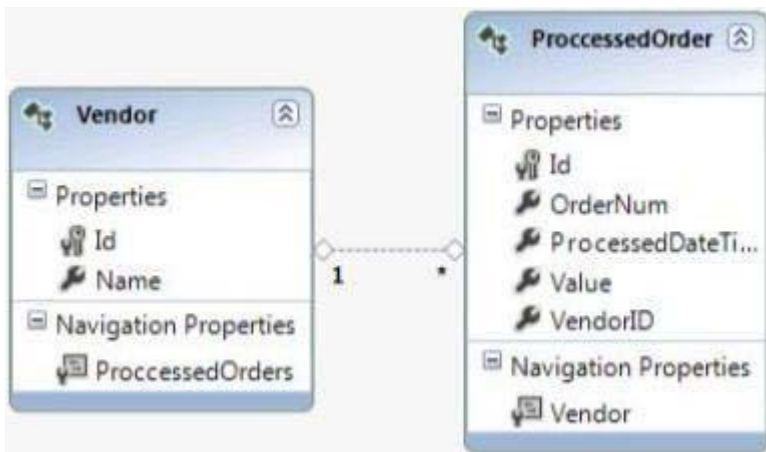
The project contains two services defined in the following files.

- IExternalQueueService.cs
- ExternalQueueService.svc.

The ExternalQueue.Helpers namespace contains a definition for a class named OrderNotFound Exception.

OrderProcessor Project:

Entity Framework is used for data access. The entities are defined in the ProcessedOrders.edmx file as shown in the following diagram.



The classes are contained in the OrderProcessor.Entities namespace. The project contains the following two controllers.

- InboundQueueController.cs
- ProcessedOrderController.cs

WCF service proxies to the ExternalQueue, Shipping and OrderUpload services have been generated by using the command prompt. The ExecuteCommandProcedure() method in the ExternalQueueService.svc file must run asynchronously.

The ProcessedOrderController controller has the following requirements.

The GetVendorPolicy() method must enforce a 10 minute absolute cache expiration policy.

The GetProcessedOrders() method must return a view of the 10 most recently processed orders.

OrderUpload Project:

The project contains two services defined in the following files.

- IUploadCallbackService.cs
- UploadCallbackService.svc

Data Access is maintained in a file named UploadOrder.es.

Shipping Project:

Entity Framework is used for data access. The entities are defined in the ExternalOrders.edmx file as shown in the following diagram.



The Custom Tool property for ExternalOrders.edmx has been removed. POCO classes for the Entity Model are located in the ShippingAddress.cs file. The POCO entity must be loaded by using lazy loading. The project contains two services defined in the following files.

- IShippingService.cs
- ShippingService.svc.

The IShippingService contract must contain an operation that receives an order number as a parameter. The operation must return a class named ShippingInfo that inherits from a class named State.

Application Structure

ExternalQueue\IExternalQueueService.cs

```
IQ01 using System.Collections.Generic;
IQ02 using System.ServiceModel;
IQ03 using ExternalQueue.Helpers;
IQ04
IQ05 namespace ExternalQueue
IQ06 {
IQ07     [ServiceContract]
IQ08     public interface IExternalQueueService
IQ09     {
IQ10         [OperationContract]
IQ11         List<Entities.InboundQueue> GetExternalOrders();
IQ12
IQ13         [FaultContract(typeof(OrderNotFoundException))]
IQ14         [OperationContract]
IQ15         void DeleteExternalOrder(int orderNum);
IQ16
IQ17         [OperationContract]
IQ18         Entities.InboundQueue GetExternalOrder(int orderNum);
IQ19     }
IQ20 }
```

OrderProcessor\IExternalQueueService.svc

```
EQ01 using System;
EQ02 using System.Collections.Generic;
EQ03 using System.Linq;
EQ04 using System.Data.EntityClient;
EQ05 using System.Data;
EQ06 using ExternalQueue.Entities;
EQ07 using System.Data.Objects;
EQ08 using ExternalQueue.Helpers;
EQ09 using System.ServiceModel;
EQ10 using System.Threading.Tasks;
EQ11
EQ12 namespace ExternalQueue
EQ13 {
EQ14     public class ExternalQueueService : IExternalQueueService
EQ15     {
EQ16         public List<Entities.InboundQueue> GetExternalOrders()
EQ17         {
EQ18             List<InboundQueue> queueItems = new List<InboundQueue>();
EQ19             return queueItems;
EQ20         }
EQ21
EQ22         public void DeleteExternalOrder(int orderNum)
EQ23         {
EQ24             using (var context = new ExternalOrdersEntities())
EQ25             {
EQ26                 var orders = context.InboundQueues.Where(i => i.OrderNum ==
EQ27 orderNum).ToList();
EQ28                 if (orders.Count() > 0)
EQ29                 {
EQ30                     using (EntityCommand cmd = new EntityCommand())
EQ31                     {
EQ32                         cmd.CommandText = "ExternalOrdersEntities.uspInboundQueueDelete";
EQ33                         cmd.CommandType = CommandType.StoredProcedure;
EQ34                         EntityParameter param = new EntityParameter();
EQ35                         param.Value = orderNum;
EQ36                         param.ParameterName = "orderNum";
EQ37                         cmd.Parameters.Add(param);
EQ38                         ExecuteCommandProcedure(cmd);
EQ39                     }
EQ40                 }
EQ41                 else
EQ42                 {
EQ43                     OrderNotFoundException ex = new OrderNotFoundException();
EQ44                     ex.OrderNum = orderNum;
EQ45                     ex.ExceptionMessage = "Order not found...Cannot delete";
EQ46                 }
EQ47             }
```


ExternalQueue\ProcessedOrderController.cs

```
PC01 using System;
PC02 using System.Collections.Generic;
PC03 using System.Linq;
PC04 using System.Runtime.Caching;
PC05 using System.Web.Mvc;
PC06 using OrderProcessor.Entities;
PC07 using OrderProcessor.Helpers;
PC08 using System.Configuration;
PC09
PC10 namespace OrderProcessor.Controllers
PC11 {
PC12     public class ProcessedOrderController : Controller
PC13     {
PC14         public ActionResult GetProcessedOrders()
PC15         {
PC16             using (var context = new ProcessedOrders())
PC17             {
PC18                 List<Entities.ProcessedOrder> orders = new List<ProcessedOrder>();
PC19                 return View(orders);
PC20             }
PC21         }
PC22
PC23         private ObjectCache cache {get { return MemoryCache.Default; }}
PC24
PC25         public ActionResult GetVendors()
PC26         {
PC27             List<Entities.Vendor> vendors = cache.Get
PC28             ("vendorKey") as List<Entities.Vendor>;
PC29             if (vendors == null)
PC30             {
PC31                 using (var context = new ProcessedOrders())
PC32                 {
PC33                     vendors = context.Vendors.ToList();
PC34                 }
PC35             }
PC36             return View(vendors);
PC37         }
PC38
PC39         private CacheItemPolicy GetVendorPolicy()
PC40         {
PC41             CacheItemPolicy vendorPolicy = new CacheItemPolicy();
PC42             return vendorPolicy;
```


OrderProcessor\InboundQueueController.cs

```
IC01 using System;
IC02 using System.Collections.Generic;
IC03 using System.Web.Mvc;
IC04 using OrderProcessor.Entities;
IC05 using ExternalQueue.Entities;
IC06 using System.ServiceModel;
IC07 using System.Collections;
IC08 using ExternalQueue.Helpers;
IC09 using OrderProcessor.Helpers;
IC10 using System.Linq;
IC11
IC12 namespace OrderProcessor.Controllers
IC13 {
IC14     public class InboundQueueController : Controller
IC15     {
IC16         public ActionResult GetQueueItems()
IC17         {
IC18             IEnumerable<InboundQueue> inboundOrders = Enumerable.Empty<InboundQueue>();
IC19             return View(inboundOrders);
IC20         }
IC21
IC22         public ActionResult ProcessOrder(int orderNum)
IC23         {
IC24             ExternalQueueServiceClient qService = new ExternalQueueServiceClient();
IC25             InboundQueue externalOrder = qService.GetExternalOrder(orderNum);
IC26             if (externalOrder != null)
IC27             {
IC28                 using (var context = new ProcessedOrders())
IC29                 {
IC30                     ProcessedOrder order = new ProcessedOrder();
IC31                     order.OrderNum = externalOrder.OrderNum;
IC32                     order.Value = Convert.ToDouble(externalOrder.OrderValue);
IC33                     order.VendorID = Convert.ToInt32(externalOrder.VendorId);
IC34                     order.ProcessedDateTime = DateTime.Now;
IC35                     context.ProcessedOrders.Add(order);
IC36                     context.SaveChanges();
IC37                 }
IC38                 qService.DeleteExternalOrder(orderNum);
IC39             }
IC40             return RedirectToAction("GetQueueItems");
IC41         }
IC42
IC43         public ActionResult ViewShippingInfo(int orderNum)
IC44         {
IC45             ShippingServiceClient shipService = new ShippingServiceClient();
IC46             var info = shipService.GetShippingInfo(orderNum);
```

OrderUpload\IUploadCallbackService.cs

```
IU01 using System.ServiceModel;
IU02
IU03 namespace OrderUpload
IU04 {
IU05     [ServiceContract(CallbackContract = typeof(IUploadCallback))]
IU06     public interface IUploadCallbackService
IU07     {
IU08         [OperationContract]
IU09         void UploadOrder(int orderNum);
IU10     }
IU11
IU12     public interface IUploadCallback
IU13     {
IU14         [OperationContract]
IU15         decimal GetOrderValue(int orderNum);
IU16     }
IU17 }
```

OrderUpload\UploadCallbackService.svc

```
US01 using System.ServiceModel;
US02
US03 namespace OrderUpload
US04 {
US05     public class UploadCallbackService : IUploadCallbackService
US06     {
US07         public void UploadOrder(int orderNum)
US08         {
US09         }
US10     }
US11 }
```

Shipping\IShippingService.cs

```
IS01 using System.Runtime.Serialization;
IS02 using System.ServiceModel;
IS03
IS04 namespace Shipping
IS05 {
IS06     public interface IShippingService
IS07     {
IS08     }
IS09 }
IS10 }
```

Shipping\ShippingAddress.cs

```
SA01 using System.Collections.Generic;
SA02 using System.Data.Objects;
SA03
SA04 namespace Shipping.POCO
SA05 {
SA06     public class ShippingAddress
SA07     {
SA08         public int VendorId { get; set; }
SA09         public string Address { get; set; }
SA10         public string City { get; set; }
SA11         public int StateId { get; set; }
SA12         public string Zip { get; set; }
SA13         public State State { get; set; }
SA14     }
SA15
SA16     public class State
SA17     {
SA18         public int StateId { get; set; }
SA19         public string StateName { get; set; }
SA20         public List<ShippingAddress> ShippingAddresses { get; set; }
SA21     }
SA22 }
```

A.

Correct Answer: A

Section: (none)

Explanation

Explanation/Reference:

QUESTION 2

DRAG DROP

The GetVendorPolicy() private method in the ProcessedOrderController controller is returning a CacheItemPolicy object with default values. The returned policy must expire if the external file located at C:\Triggers\VendorTrigger.txt has been modified or the timeout outlined in the technical requirements is reached. You need to return the policy. How should you build the method? (To answer, drag the appropriate code segments to the correct location or locations in the answer area. Each code

segment may be used once, more than once, or not at all. You may need to drag the split bar between panes or scroll to view content.)

Priority

ChangeMonitors

AbsoluteExpiration

Expiration

DateTime.AddMinutes

DateTime.Now.AddMinutes

Answer Area

```
private CacheItemPolicy GetVendorPolicy()
{
    CacheItemPolicy vendorPolicy = new CacheItemPolicy();

    vendorPolicy.

    =  (10);

    vendorPolicy.

    .Add(new HostFileChangeMonitor(GetTriggerPaths()));

    return vendorPolicy;
}
```

A.

Correct Answer: A

Section: (none)

Explanation

Explanation/Reference:

```
private CacheItemPolicy GetVendorPolicy()
{
    CacheItemPolicy vendorPolicy = new CacheItemPolicy();

    vendorPolicy.AbsoluteExpiration
        = DateTime.Now.AddMinutes(10);

    vendorPolicy.ChangeMonitors
        .Add(new HostFileChangeMonitor(GetTriggerPaths()));

    return vendorPolicy;
}
```

QUESTION 3

DRAG DROP

You add a class named ShippingInfo. You need to modify the IShippingService interface and the ShippingInfo class to meet the technical requirements. What should you do? (To answer, drag the appropriate code segments to the correct location or locations in the answer area. Each code segment may be used once, more than once, or not at all. You may need to drag the split bar between panes or scroll to view content.)



[DataMember]

[CollectionDataContract]

[DataContract]

[ServiceContract]

[OperationContract]

Answer Area

```
public interface IShippingService
{
    ShippingInfo GetShippingInfo(int orderNum);
}

public class State
{
    public string StateName { get; set; }
}

public class ShippingInfo : State
{
    public string StreetAddress { get; set; }

    public string ZipCode { get; set; }
}
```

A.

Correct Answer: A

Section: (none)

Explanation

Explanation/Reference:


```
[ServiceContract]
public interface IShippingService
{
    [OperationContract]
    ShippingInfo GetShippingInfo(int orderNum);
}

[DataContract]
public class State
{
    [DataMember]
    public string StateName { get; set; }
}

[DataContract]
public class ShippingInfo : State
{
    [DataMember]
    public string StreetAddress { get; set; }

    [DataMember]
    public string ZipCode { get; set; }
}
```

QUESTION 4

DRAG DROP

You need to create the ShippingContext class in the ShippingAddress.cs file to meet the requirements. What should you do? (To answer, drag the appropriate code segments to the correct location or locations in the answer area. Each code segment may be used once, more than once, or not at all. You may need to drag the split bar between panes or scroll to view content.)

ObjectSet

ObjectContext

ObjectResult

LazyLoadingEnabled = true;

LazyLoadingEnabled = false;

Answer Area

```

public class ShippingContext : 
{
    public ShippingContext()
        : base("name=ShippingAddressEntities")
    {
        this.ContextOptions. 
    }
    public  <ShippingAddress> ShippingAddresses
    {
        get { return CreateObjectSet<ShippingAddress>(); }
    }
    public  <State> States
    {
        get { return CreateObjectSet<State>(); }
    }
}

```

A.

Correct Answer: A

Section: (none)

Explanation

Explanation/Reference:

```
public class ShippingContext :ObjectContext
{
    public ShippingContext()
        : base("name=ShippingAddressEntities")
    {
        this.ContextOptions.LazyLoadingEnabled = true;
    }
    public ObjectSet<ShippingAddress> ShippingAddresses
    {
        get { return CreateObjectSet<ShippingAddress>(); }
    }
    public ObjectSet<State> States
    {
        get { return CreateObjectSet<State>(); }
    }
}
```

QUESTION 5

DRAG DROP

You need to complete the GetProcessedOrders() action in the ProcessedOrderController controller to meet the requirements. What should you do? (To answer, drag the appropriate code segments to the correct location or locations in the answer area. Each code segment may be used once, more than once, or not at all. You may need to drag the split bar between panes or scroll to view content.)

OrderByDescending

OrderBy

Take

ProcessedOrders

ProcessedDateTime

Answer Area

```
public ActionResult GetProcessedOrders()
{
    using (var context = new ProcessedOrders())
    {
        List<Entities.ProcessedOrder> orders =
            context
                .
                . (i => )
                . (10)

        .ToList();
        return View(orders);
    }
}
```

A.

Correct Answer: A

Section: (none)

Explanation

Explanation/Reference:

```
public ActionResult GetProcessedOrders()
{
    using (var context = new ProcessedOrders())
    {
        List<Entities.ProcessedOrder> orders =
            context
                .ProcessedOrders
                .OrderByDescending(i => ProcessedDateTime)
                .Take(10)
                .ToList();
        return View(orders);
    }
}
```

QUESTION 6

The DeleteExternalOrder() method in the ExternalQueueService service is not throwing a FaultException exception as defined by the FaultContractAttribute attribute in the IExternalQueueService.cs file. You need to throw the FaultException exception. Which code segments can you insert at line EQ45 to achieve this goal? (Each correct answer presents a complete solution. Chose all that apply)

- ☐ A. `throw new FaultException<OrderNotFoundException>(ex.ExceptionMessage);`
- ☐ B. `throw new FaultException<OrderNotFoundException>(ex, new FaultReason("Order not found."));`
- ☐ C. `throw new FaultException<OrderNotFoundException>(ex);`
- ☐ D. `throw new FaultException
(new OrderNotFoundException(new Exception(ex.ExceptionMessage)), "Order not
found.");`

- A. Option A
B. Option B
C. Option C
D. Option D

Correct Answer: BC

Section: (none)

Explanation

Explanation/Reference:

<http://msdn.microsoft.com/en-us/library/ms586019.aspx>

QUESTION 7

The GetExternalOrder() method in the ExternalQueueService service is throwing a runtime error. The method must query the database for a record that matches the orderNum parameter passed to the method. You need to modify the queryString string to retrieve the record. With which code segment should you replace line EQ64?

- ☐ A. `string queryString = @"SELECT q.OrderNum, q.VendorId, q.FilePath, q.OrderValue
FROM ExternalOrdersEntities.InboundQueues AS q WHERE q.OrderNum = @orderNum";`
- ☐ B. `string queryString = @"SELECT * FROM ExternalOrdersEntities.InboundQueues
WHERE OrderNum = @orderNum";`
- ☐ C. `string queryString = @"SELECT VALUE q FROM ExternalOrdersEntities.InboundQueues AS q
WHERE q.OrderNum = @orderNum";`
- ☐ D. `string queryString = @"SELECT VALUE FROM ExternalOrdersEntities.InboundQueues
WHERE OrderNum = @orderNum";`

- A. Option A
B. Option B
C. Option C
D. Option D

Correct Answer: C

Section: (none)

Explanation

Explanation/Reference:

QUESTION 8

You need to regenerate the service proxies to include task-based asynchronous method signatures. Which command should you use?

- A. `aspnet_regiis.exe /t:code http://localhost:62965/UploadCallbackService.svc`
B. `svcutil.exe /t:code http://localhost:62965/UploadCallbackService.svc`
C. `aspnet_compiler.exe /t:code http://localhost:62965/UploadCallbackService.svc`
D. `aspnet_regiis.exe /t:code http://localhost:62965/UploadService.svc`
E. `svcutil.exe /t:code http://localhost:62965/UploadService.svc`

Correct Answer: B

Section: (none)

Explanation

Explanation/Reference:

QUESTION 9

DRAG DROP

You need to modify the ExecuteCommandProcedure() method to meet the technical requirements. Which code segment should you use?

	Answer Area
<code>await connection.OpenAsync();</code>	<code>private async Task ExecuteCommandProcedure(EntityCommand command)</code>
<code>await command.ExecuteNonQueryAsync();</code>	<code>{</code>
<code>connection.OpenAsync();</code>	<code>using (EntityConnection connection</code>
<code>command.OpenAsync();</code>	<code>= new EntityConnection("name=ExternalOrdersEntities"))</code>
<code>await command.QueryAsync();</code>	<code>{</code>
	<code>command.Connection = connection;</code>
	<div></div>
	<div></div>
	<code>}</code>
	<code>}</code>

A.

Correct Answer: A

Section: (none)

Explanation

Explanation/Reference:

Second answer is wrong, it should be "await command.ExecuteNonQuery();" "

```
private async Task ExecuteCommandProcedure(EntityCommand command)
{
    using (EntityConnection connection
        = new EntityConnection("name=ExternalOrdersEntities"))
    {
        command.Connection = connection;

        await connection.OpenAsync();

        await command.QueryAsync();
    }
}
```

Credits to Rem

QUESTION 10

The GetVendors() action in the ProcessedOrderController controller is querying the database each time it is run. The GetVendors() action must query the database only if the cache is null.

You need to add code to the action at line PC33 to cache the data. Which code segment can you use? (Each correct answer presents a complete solution. Choose all that apply.)

- A. cache.Set(new CacheItem("vendorKey", vendors), GetVendorPolicy());
- B. cache.Add("vendors", vendors, new CacheItemPolicy());
- C. cache.Add(new CacheItem("vendorKey", vendors), GetVendorPolicy());
- D. cache.AddOrUpdateExisting("vendorKey", context, new CacheItemPolicy());

Correct Answer: AC

Section: (none)

Explanation

Explanation/Reference:

QUESTION 11

DRAG DROP

The UploadOrder() method in the UploadCallbackService service is not implementing the callback behavior defined in the IUploadCallbackService

interface. You need to modify the class to implement the required callback behavior. What should you do? (To answer, drag the appropriate code segments to the



correct location or locations in the answer area. Each code segments may be used once, more than once, or not at all. You may need to drag the split bar between panes or scroll to view content.)

Answer Area

Multiple

Single

GetOrderValue

UploadCallbackService

IUploadCallback

```

[ServiceBehavior(ConcurrencyMode =
    ConcurrencyMode. [ ] )]

public class UploadCallbackService : IUploadCallbackService
{
    public void UploadOrder(int orderNum)
    {
        [ ] callback = OperationContext
            .Current.GetCallbackChannel<[ ]>();
        decimal value = callback.[ ](orderNum);

        UploadDB.UploadOrder.Upload(orderNum, value);
    }
}
        
```

A.

Correct Answer: A

Section: (none)

Explanation

Explanation/Reference:

```
[ServiceBehavior(ConcurrencyMode =  
    ConcurrencyMode.Single)]  
  
public class UploadCallbackService : IUploadCallbackService  
{  
    public void UploadOrder(int orderNum)  
    {  
        IUploadCallback callback = OperationContext  
            .Current.GetCallbackChannel<IUploadCallback>();  
        decimal value = callback.GetOrderValue(orderNum);  
  
        UploadDB.UploadOrder.Upload(orderNum, value);  
    }  
}
```