

**400-101**

Number: 000-000  
Passing Score: 800  
Time Limit: 120 min  
File Version: 1.0

**Cisco 400-101**

**CCIE Routing and Switching**

## Exam A

### QUESTION 1

What is a cause for unicast flooding?

- A. Unicast flooding occurs when multicast traffic arrives on a Layer 2 switch that has directly connected multicast receivers.
- B. When PIM snooping is not enabled, unicast flooding occurs on the switch that interconnects the PIM-enabled routers.  
"Pass Any Exam. Any Time." - www.actualtests.com 17
- C. A man-in-the-middle attack can cause the ARP cache of an end host to have the wrong MAC address. Instead of having the MAC address of the default gateway, it has a MAC address of the man-in-the-middle. This causes all traffic to be unicast flooded through the man-in-the-middle, which can then sniff all packets.
- D. Forwarding table overflow prevents new MAC addresses from being learned, and packets destined to those MAC addresses are flooded until space becomes available in the forwarding table.

**Correct Answer:** D

**Section:** (none)

**Explanation**

**Explanation/Reference:**

Explanation:

#### Causes of Flooding

The very cause of flooding is that destination MAC address of the packet is not in the L2 forwarding table of the switch. In this case the packet will be flooded out of all forwarding ports in its VLAN (except the port it was received on). Below case studies display most common reasons for destination MAC address not being known to the switch.

##### Cause 1: Asymmetric Routing

Large amounts of flooded traffic might saturate low-bandwidth links causing network performance issues or complete connectivity outage to devices connected across such low-bandwidth links Cause 2: Spanning-Tree Protocol Topology Changes

Another common issue caused by flooding is Spanning-Tree Protocol (STP) Topology Change Notification (TCN). TCN is designed to correct forwarding tables after the forwarding topology has changed. This is necessary to avoid a connectivity outage, as after a topology change some destinations previously accessible via particular ports might become accessible via different ports. TCN operates by shortening the forwarding table aging time, such that if the address is not relearned, it will age out and flooding will occur

##### Cause 3: Forwarding Table Overflow

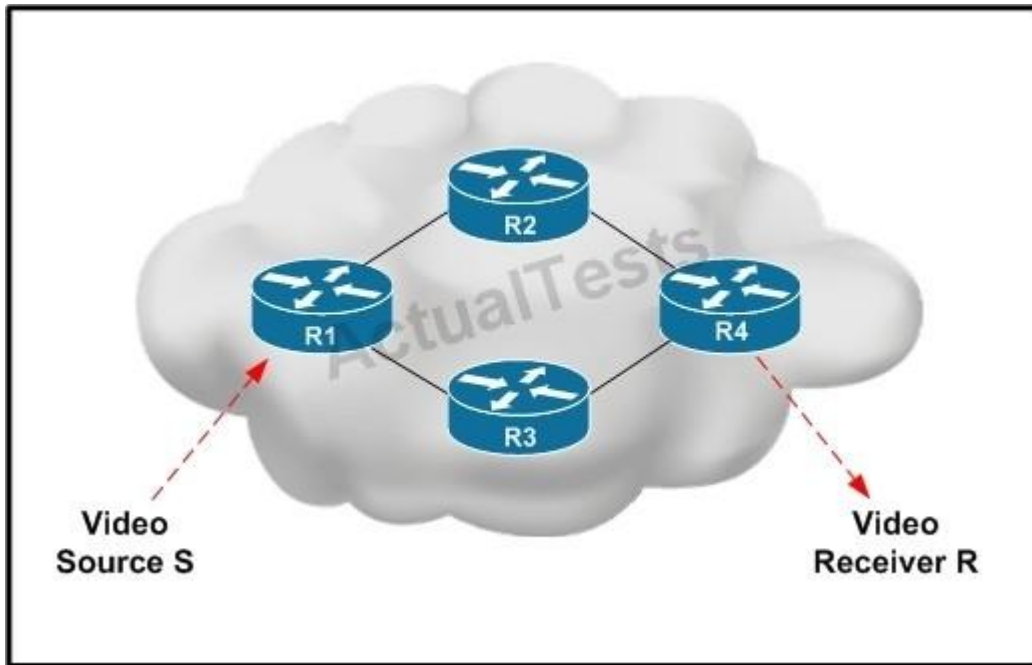
Another possible cause of flooding can be overflow of the switch forwarding table. In this case, new addresses cannot be learned and packets destined to such addresses are flooded until some space becomes available in the forwarding table. New addresses will then be learned. This is possible but rare, since most modern switches have large enough forwarding tables to accommodate MAC addresses for most designs.

Reference:

<http://www.cisco.com/c/en/us/support/docs/switches/catalyst-6000-series-switches/23563-143.html>

### QUESTION 2

Refer to the exhibit.



Video Source S is sending interactive video traffic to Video Receiver R. Router R1 has multiple routing table entries for destination R. Which load-balancing mechanism on R1 can cause out-of-order video traffic to be received by destination R?

- A. per-flow load balancing on R1 for destination R
- B. per-source-destination pair load balancing on R1 for destination R
- C. CEF load balancing on R1 for destination R
- D. per-packet load balancing on R1 for destination R

**Correct Answer:** D

**Section:** (none)

**Explanation**

**Explanation/Reference:**

Explanation:

Per-packet load balancing guarantees equal load across all links, however potentially the packets may arrive out-of-order at the destination as

differential delay may exist within the network.

Reference:

[http://www.cisco.com/en/US/products/hw/modules/ps2033/prod\\_technical\\_reference09186a00800afeb7.html](http://www.cisco.com/en/US/products/hw/modules/ps2033/prod_technical_reference09186a00800afeb7.html)

### QUESTION 3

Which TCP mechanism prevents the sender from sending data too quickly for the receiver to process?

- A. Congestion control
- B. Error detection
- C. Selective acknowledgement
- D. Flow control

**Correct Answer:** D

**Section:** (none)

**Explanation**

**Explanation/Reference:**

Explanation:

"Pass Any Exam. Any Time." - [www.actualtests.com](http://www.actualtests.com) 36

In data communications, flow control is the process of managing the rate of data transmission between two nodes to prevent a fast sender from overwhelming a slow receiver. It provides a mechanism for the receiver to control the transmission speed, so that the receiving node is not overwhelmed with data from transmitting node.

Reference: [http://en.wikipedia.org/wiki/Flow\\_control\\_\(data\)](http://en.wikipedia.org/wiki/Flow_control_(data))

### QUESTION 4

Which two packet types does an RTP session consist of? (Choose two.)

- A. TCP
- B. RTCP
- C. RTP
- D. ICMP
- E. BOOTP
- F. ARP

**Correct Answer:** BC

**Section:** (none)

**Explanation**



**Explanation/Reference:**

Explanation:

An RTP session is established for each multimedia stream. A session consists of an IP address with a pair of ports for RTP and RTCP. For example, audio and video streams use separate RTP sessions, enabling a receiver to deselect a particular stream. The ports which form a session are negotiated using other protocols such as RTSP (using SDP in the setup method) and SIP. According to the specification, an RTP port should be even and the RTCP port is the next higher odd port number.

Reference: [http://en.wikipedia.org/wiki/Real-time\\_Transport\\_Protocol](http://en.wikipedia.org/wiki/Real-time_Transport_Protocol)

**QUESTION 5**

Which technology can create a filter for an embedded packet capture?

- A. Control plane policing
- B. Access lists
- C. NBAR  
"Pass Any Exam. Any Time." - [www.actualtests.com](http://www.actualtests.com) 37
- D. Traffic shaping

**Correct Answer:** B

**Section:** (none)

**Explanation**

**Explanation/Reference:**

Explanation:

A filter can be applied to limit the capture to desired traffic. Define an Access Control List (ACL) within config mode and apply the filter to the buffer:

```
ip access-list extended BUF-FILTER
permit ip host 192.168.1.1 host 172.16.1.1
permit ip host 172.16.1.1 host 192.168.1.1
monitor capture buffer BUF filter access-list BUF-FILTER
```

Reference: <http://www.cisco.com/c/en/us/support/docs/ios-nx-os-software/ios-embedded-packet-capture/116045-productconfig-epc-00.html>

**QUESTION 6**

Which option describes a limitation of Embedded Packet Capture?

- A. It can capture data only on physical interfaces and subinterfaces.
- B. It can store only packet data.
- C. It can capture multicast packets only on ingress.

D. It can capture multicast packets only on egress.

**Correct Answer:** C

**Section:** (none)

**Explanation**

**Explanation/Reference:**

Explanation:

Restrictions for Embedded Packet Capture

Reference: <http://www.cisco.com/c/en/us/td/docs/ios-xml/ios/epc/configuration/15-mt/epc-15-mt-book/nm-packet-capture.html>

### QUESTION 7

Refer to the exhibit.

"Pass Any Exam. Any Time." - [www.actualtests.com](http://www.actualtests.com) 38

```
switch#show mls cef exception status
Current IPv4 FIB exception state = TRUE
Current IPv6 FIB exception state = FALSE
Current MPLS FIB exception state = FALSE
```

A Cisco Catalyst 6500 Series Switch experiences high CPU utilization. What can be the cause of this issue, and how can it be prevented?

- A. The hardware routing table is full. Redistribute from BGP into IGP.
- B. The software routing table is full. Redistribute from BGP into IGP.
- C. The hardware routing table is full. Reduce the number of routes in the routing table.
- D. The software routing table is full. Reduce the number of routes in the routing table.

**Correct Answer:** C

**Section:** (none)

**Explanation**

**Explanation/Reference:**

Explanation:

FIB TCAM Exception - If you try to install more routes than are possible into the FIB TCAM you will see the following error message in the logs:

CFIB-SP-STBY-7-CFIB\_EXCEPTION : FIB TCAM exception, Some entries will be software switched

%CFIB-SP-7-CFIB\_EXCEPTION : FIB TCAM exception, Some entries will be software switched. %CFIB-SP-STBY-7-CFIB\_EXCEPTION : FIB TCAM exception, Some entries will be software switched.

This error message is received when the amount of available space in the TCAM is exceeded. This results in high CPU. This is a FIB TCAM limitation. Once TCAM is full, a flag will be set and FIB TCAM exception is received. This stops from adding new routes to the TCAM. Therefore, everything will be software switched. The removal of routes does not help resume hardware switching. Once the TCAM enters the exception state, the system must be reloaded to get out of that state. You can view if you have hit a FIB TCAM exception with the following command:

```
6500-2#sh mls cef exception status
Current IPv4 FIB exception state = TRUE
Current IPv6 FIB exception state = FALSE
Current MPLS FIB exception state = FALSE
```

When the exception state is TRUE, the FIB TCAM has hit an exception.  
The maximum routes that can be installed in TCAM is increased by the mls cef maximum-routes command.

"Pass Any Exam. Any Time." - [www.actualtests.com](http://www.actualtests.com) 39  
: <https://supportforums.cisco.com/document/59926/troubleshooting-high-cpu-6500-sup720>

### QUESTION 8

Refer to the exhibit.

```
access-switch-1#show interface fastethernet0/9
FastEthernet0/9 is up, line protocol is up (connected)
  Hardware is Fast Ethernet, address is 04da.d237.9f09 (bia 04da.d237.9f09)
  Auto-duplex, Auto-speed, media type is 10/100BaseTX
  Last clearing of "show interface" counters never
  Input queue: 0/75/0/0 (size/max/drops/flushes); Total output drops: 59137853

access-switch-1#show mls qos interface fastethernet0/9 statistics
Queueset: 1
output queues dropped:
  queue:      threshold1  threshold2  threshold3
  -----
  queue 0:      0          0          48252
  queue 1: 23164955    35924645    1
  queue 2:      0          0          0
  queue 3:      0          0          0
```

Your network is suffering excessive output drops. Which two actions can you take to resolve the problem? (Choose two.)

- A. Install a switch with larger buffers.
- B. Configure a different queue set.
- C. Reconfigure the switch buffers.
- D. Configure the server application to use TCP.
- E. Update the server operating system.

**Correct Answer:** AB

**Section:** (none)

**Explanation**

**Explanation/Reference:**

Explanation:

Installing a switch with larger buffers and correctly configuring the buffers can solve output queue problems.

For each queue we need to configure the assigned buffers. The buffer is like the 'storage' space for the interface and we have to divide it among the different queues. This is how to do it:

```
mls qos queue-set output <queue set> buffers Q1 Q2 Q3 Q4
```

In this example, there is nothing hitting queue 2 or queue 3 so they are not being utilized.

"Pass Any Exam. Any Time." - [www.actualtests.com](http://www.actualtests.com) 40

#### **QUESTION 9**

**DRAG DROP**

Drag and drop the Cisco IOS XE subpackage on the left to the function it performs on the right.

RPBase	administers the shared port adaptor driver and related field-programmable device images
RPControl	provisions the software needed to access the router
SIPSPA	manages the Cisco IOS Software and the rest of the platform via the control plane
RPAccess	provisions the operating system software route processor

- A.
- B.
- C.
- D.

**Correct Answer:**


**Section: (none)**

**Explanation**

**Explanation/Reference:**



Explanation:



"Pass Any Exam. Any Time." - [www.actualtests.com](http://www.actualtests.com) 41

#### QUESTION 10

Which two Cisco IOS XE commands can install a subpackage onto a router? (Choose two.)

- A. request platform software package install rp rpSlotNumber file fileURL
- B. boot system flash bootflash:filename

- C. copy sourceUrl destinationUrl
- D. license install file storedLocationUrl
- E. issu loadversion rp identifier file diskType imageFilename
- F. config-register value

**Correct Answer:** AC

**Section:** (none)

**Explanation**

**Explanation/Reference:**

Explanation:

In the following example, the request platform software package install command is used to upgrade a consolidated package running on RP 0. The force option, which forces the upgrade past any prompt (such as already having the same consolidated package installed), is used in this example.

```
Router# request platform software package install rp 0 file bootflash:asr1000rp1- advenenterprise9.02.01.00.122-33.XNA.bin force
```

To upgrade a consolidated package on the Cisco ASR 1000 Series Routers using the copy command, copy the consolidated package into the bootflash: directory on the router using the copy command as you would on most other Cisco routers. After making this copy, configure the router to boot using the consolidated package file.

In the following example, the consolidated package file is copied onto the bootflash: file system from TFTP. The config-register is then set to boot using boot system commands, and the boot system commands instruct the router to boot using the consolidated package stored in the bootflash: file system. The new configuration is then saved using the copy running-config startup-config command, and the system is then reloaded to complete the process.

```
Router# dir bootflash:
```

Directory of bootflash:/

```
11 drwx 16384 Dec 4 2007 04:32:46 -08:00 lost+found
86401 drwx 4096 Dec 4 2007 06:06:24 -08:00.ssh
14401 drwx 4096 Dec 4 2007 06:06:36 -08:00.rollback_timer
28801 drwx 4096 Mar 18 2008 17:31:17 -07:00.prst_sync
43201 drwx 4096 Dec 4 2007 04:34:45 -08:00.installer
13 -rw- 45977 Apr 9 2008 16:48:46 -07:00 target_support_output.tgz.tgz
```

```
"Pass Any Exam. Any Time." - www.actualtests.com 42
```

```
928862208 bytes total (712273920 bytes free)
```

```
Router# copy tftp bootflash:
```

```
Address or name of remote host []? 172.17.16.81
```

```
Source filename []? /auto/tftp-users/user/asr1000rp1-advenenterprise9.02.01.00.122- 33.XNA.bin
```

```
Destination filename [asr1000rp1-advenenterprise9.02.01.00.122-33.XNA.bin]?
```

Reference:

[http://www.cisco.com/c/en/us/td/docs/routers/asr1000/configuration/guide/chassis/asrswcfg/Packa ge\\_Management.html#78189](http://www.cisco.com/c/en/us/td/docs/routers/asr1000/configuration/guide/chassis/asrswcfg/Packa ge_Management.html#78189)

## QUESTION 11

Which two statements about Cisco Express Forwarding are true? (Choose two.)

- A. Cisco Express Forwarding tables contain reachability information and adjacency tables contain forwarding information.
- B. Cisco Express Forwarding tables contain forwarding information and adjacency tables contain reachability information.
- C. Changing MAC header rewrite strings requires cache validation.
- D. Adjacency tables and Cisco Express Forwarding tables can be built separately.
- E. Adjacency tables and Cisco Express Forwarding tables require packet process-switching.

**Correct Answer:** AD

**Section:** (none)

**Explanation**

**Explanation/Reference:**

Explanation:

Main Components of CEF

Information conventionally stored in a route cache is stored in several data structures for Cisco Express Forwarding switching. The data structures provide optimized lookup for efficient packet forwarding. The two main components of Cisco Express Forwarding operation are the forwarding information base (FIB) and the adjacency tables.

The FIB is conceptually similar to a routing table or information base. A router uses this lookup table to make destination-based switching decisions during Cisco Express Forwarding operation. The FIB is updated when changes occur in the network and contains all routes known at the time.

Adjacency tables maintain Layer 2 next-hop addresses for all FIB entries.

This separation of the reachability information (in the Cisco Express Forwarding table) and the forwarding information (in the adjacency table), provides a number of benefits:

Reference: [http://www.cisco.com/c/en/us/td/docs/ios-xml/ios/ipswitch\\_cef/configuration/15-mt/isw-cef-15-mt-book/isw-cef-overview.html](http://www.cisco.com/c/en/us/td/docs/ios-xml/ios/ipswitch_cef/configuration/15-mt/isw-cef-15-mt-book/isw-cef-overview.html)

"Pass Any Exam. Any Time." - [www.actualtests.com](http://www.actualtests.com) 43

## QUESTION 12

Which TCP feature allows a client to request a specific packet that was lost?

- A. flow control
- B. sliding window
- C. fast recovery
- D. selective acknowledgment

**Correct Answer:** D

**Section:** (none)

**Explanation**

**Explanation/Reference:**



Explanation:

The TCP Selective Acknowledgment feature improves performance if multiple packets are lost from one TCP window of data.

Prior to this feature, because of limited information available from cumulative acknowledgments, a TCP sender could learn about only one lost packet per-round-trip time. An aggressive sender could choose to resend packets early, but such re-sent segments might have already been successfully received.

The TCP selective acknowledgment mechanism helps improve performance. The receiving TCP host returns selective acknowledgment packets to the sender, informing the sender of data that has been received. In other words, the receiver can acknowledge packets received out of order. The sender can then resend only missing data segments (instead of everything since the first missing packet).

Prior to selective acknowledgment, if TCP lost packets 4 and 7 out of an 8-packet window, TCP would receive acknowledgment of only packets 1, 2, and 3. Packets 4 through 8 would need to be re-sent. With selective acknowledgment, TCP receives acknowledgment of packets 1, 2, 3, 5, 6, and 8. Only packets 4 and 7 must be re-sent.

TCP selective acknowledgment is used only when multiple packets are dropped within one TCP window. There is no performance impact when the feature is enabled but not used. Use the `ip tcp selective-ack` command in global configuration mode to enable TCP selective acknowledgment.

Refer to RFC 2018 for more details about TCP selective acknowledgment.

### QUESTION 13

Which two solutions can reduce UDP latency? (Choose two.)

"Pass Any Exam. Any Time." - [www.actualtests.com](http://www.actualtests.com) 44

- A. fast retransmission
- B. fast recovery
- C. fast start
- D. low-latency queuing
- E. IP service level agreements
- F. congestion-avoidance algorithm

**Correct Answer:** DE

**Section:** (none)

**Explanation**

**Explanation/Reference:**

Explanation:

IP SLA uses active traffic monitoring, which generates traffic in a continuous, reliable, and predictable manner to measure network performance. IP SLA sends data across the network to measure performance between multiple network locations or across multiple network paths. It simulates network data and IP services, and collects network performance information in real time.

This information is collected:

LLQ uses the priority command. The priority command allows you to set up classes based on a variety of criteria (not just User Datagram Ports (UDP) ports) and assign priority to them, and is available for use on serial interfaces and ATM permanent virtual circuits (PVCs). A similar command, the `ip rtp`

priority command, allows you to stipulate priority flows based only on UDP port numbers.  
Note: All the other answer choices can be used to improve TCP performance, but not UDP.

References:

[http://www.cisco.com/c/en/us/td/docs/routers/xr12000/software/xr12k\\_r4-2/system\\_monitoring/configuration/guide/b\\_sysmon\\_cg42xr12k/b\\_sysmon\\_cg42xr12k\\_chapter\\_01\\_1.html](http://www.cisco.com/c/en/us/td/docs/routers/xr12000/software/xr12k_r4-2/system_monitoring/configuration/guide/b_sysmon_cg42xr12k/b_sysmon_cg42xr12k_chapter_01_1.html)  
[http://www.cisco.com/c/en/us/td/docs/ios/12\\_0s/feature/guide/fsllq26.html](http://www.cisco.com/c/en/us/td/docs/ios/12_0s/feature/guide/fsllq26.html)

**QUESTION 14**  
DRAG DROP

Drag and drop the argument of the mpls ip cef load-sharing command on the left to the function it performs on the right.

"Pass Any Exam. Any Time." - www.actualtests.com 45

simple	configures cef load balancing to use Layer 3 and Layer 4
full	configures CEF load balancing to use only destination Layer 4 ports
full simple	configures CEF load balancing to use only Layer 3 information,
exclude-port source	configures CEF load balancing to use only source Layer 4 ports
exclude-port destination	configures CEF load balancing to use source and destination

- A.
- B.
- C.
- D.

**Correct Answer:**

Section: (none)

Explanation

Explanation/Reference:

simple

full simple

full

exclude-port source

full simple

simple

exclude-port source

exclude-port destination

exclude-port destination

full

Explanation:

full simple

exclude-port source

simple

exclude-port destination

full

"Pass Any Exam. Any Time." - www.actualtests.com 46

#### QUESTION 15

DRAG DROP

Drag and drop the fragmentation characteristics on the left to the corresponding protocol on the right.

40 octets	IPv6 minimum MTU
fragments packets if DF bit=0	IPv4 minimum MTU
1280 octets	IPv6 routers
20 octets	IPv4 routers
packet fragmentation is not supported	IPv6 header length
576 octets	IPv4 header length

- A.
- B.
- C.
- D.

**Correct Answer:**

**Section: (none)**

**Explanation**

**Explanation/Reference:**

40 octets	1280 octets
fragments packets if DF bit=0	576 octets
1280 octets	packet fragmentation is not supported
20 octets	fragments packets if DF bit=0
packet fragmentation is not supported	40 octets
576 octets	20 octets

Explanation:

"Pass Any Exam. Any Time." - [www.actualtests.com](http://www.actualtests.com) 47

1280 octets

576 octets

packet fragmentation is not supported

fragments packets if DF bit=0

40 octets

20 octets

Topic 2, Layer 2 Technologies

**QUESTION 16**

Refer to the exhibit.

"Pass Any Exam. Any Time." - [www.actualtests.com](http://www.actualtests.com) 48

```
Switch#show spanning-tree
VLAN0001

Spanning tree enabled protocol ieee

Root ID    Priority    32769
  Address   001a.6d4b.c500
  This bridge is the root
  Hello Time 2 sec Max Age 20 sec Forward Delay 15 sec

Bridge ID  Priority    32769 (priority 32768 sys-id-ext 1)
  Address   001a.6d4b.c500
  Hello Time 2 sec Max Age 20 sec Forward Delay 15 sec
  Aging Time 15

Interface Role Sts Cost Prio.Nbr Type
-----
Fa0/1 Desg FWD 19 128.1 P2p
```

If you change the Spanning Tree Protocol from pvst to rapid-pvst, what is the effect on the interface Fa0/1 port state?

- A. It transitions to the listening state, and then the forwarding state.
- B. It transitions to the learning state and then the forwarding state.
- C. It transitions to the blocking state, then the learning state, and then the forwarding state.
- D. It transitions to the blocking state and then the forwarding state.

**Correct Answer: C**

**Section: (none)**

**Explanation**

**Explanation/Reference:**

Explanation:

First, the port will transition to the blocking state, immediately upon the change, then it will transition to the new RSTP states of learning and forwarding.

Port States

There are only three port states left in RSTP that correspond to the three possible operational states. The 802.1D disabled, blocking, and listening states are merged into a unique 802.1w discarding state.

STP (802.1D) Port State



RSTP (802.1w) Port State  
Is Port Included in Active Topology?  
Is Port Learning MAC Addresses?  
Disabled  
Discarding  
No

"Pass Any Exam. Any Time." - www.actualtests.com 49

No  
Blocking  
Discarding  
No  
No  
Listening  
Discarding  
Yes  
No  
Learning  
Learning  
Yes  
Yes  
Forwarding  
Forwarding  
Yes  
Yes

#### **QUESTION 17**

Which type of port would have root guard enabled on it?

- A. A root port
- B. An alternate port
- C. A blocked port
- D. A designated port

**Correct Answer:** D

**Section:** (none)

**Explanation**

**Explanation/Reference:**

Explanation:

The root guard feature provides a way to enforce the root bridge placement in the network. The root guard ensures that the port on which root guard is enabled is the designated port. Normally, root bridge ports are all designated ports, unless two or more ports of the root bridge are connected together. If

the bridge receives superior STP Bridge Protocol Data Units (BPDUs) on a root guard-enabled port, root guard moves this port to a root-inconsistent STP state. This root-inconsistent state is effectively equal to a listening state. No traffic is forwarded across this port. In this way, the root guard enforces the position of the root bridge.

Reference: <http://www.cisco.com/c/en/us/support/docs/lan-switching/spanning-tree->

"Pass Any Exam. Any Time." - [www.actualtests.com](http://www.actualtests.com) 50  
protocol/10588-74.html

### QUESTION 18

Refer to the exhibit.

```
switch#show spanning-tree detail

MST0 is executing the mstp compatible Spanning Tree protocol
Bridge Identifier has priority 32768, sysid 0, address f4ac.c1c4.2b80
Configured hello time 2, max age 20, forward delay 15, transmit hold-count 6
Current root has priority 24576, address 0019.07aa.9ac0
Root port is 56 (Port-channel1), cost of root path is 0
Topology change flag not set, detected flag not set
Number of topology changes 296 last change occurred 00:01:17 ago
      from GigabitEthernet0/15
```

While troubleshooting high CPU utilization on one of your Cisco Catalyst switches, you find that the issue is due to excessive flooding that is caused by STP. What can you do to prevent this issue from happening again?

- A. Disable STP completely on the switch.
- B. Change the STP version to RSTP.
- C. Configure PortFast on port-channel 1.
- D. Configure UplinkFast on the switch.
- E. Configure PortFast on interface Gi0/15.

**Correct Answer:** E

**Section:** (none)

**Explanation**

**Explanation/Reference:**

Explanation:

Topology Changes (TC) should be a rare event in a well-configured network. When a link on a switch port goes up or down, there is eventually a TC,

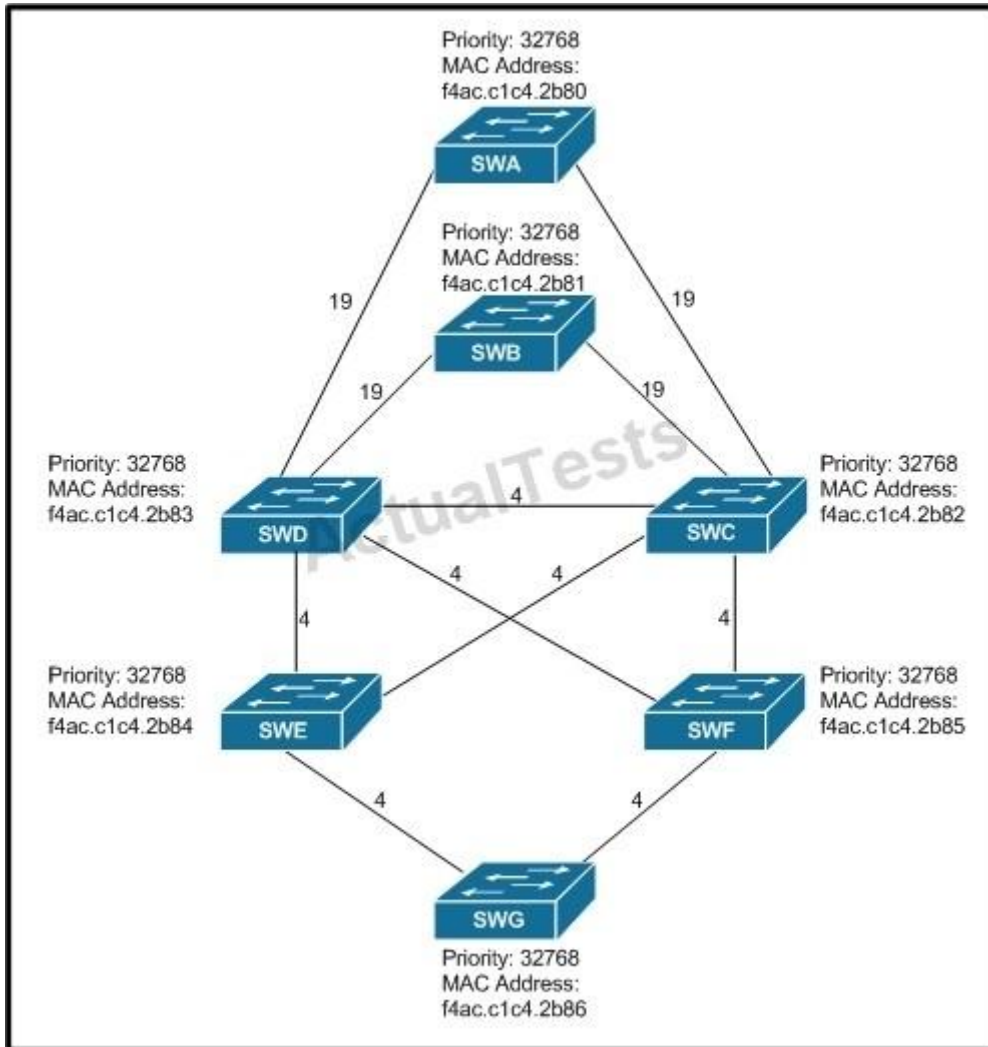
once the STP state of the port is changing to or from forwarding. When the port is flapping, this would cause repetitive TCs and flooding. Ports with the STP portfast feature enabled will not cause TCs when going to or from the forwarding state. The configuration of portfast on all end-device ports (such as printers, PCs, and servers) should limit TCs to a low amount and is highly recommended.

Reference: <http://www.cisco.com/c/en/us/support/docs/lan-switching/spanning-tree-protocol/28943-170.html>

"Pass Any Exam. Any Time." - [www.actualtests.com](http://www.actualtests.com) 51

#### **QUESTION 19**

Refer to the exhibit.



All switches have default bridge priorities, and originate BPDUs with MAC addresses as indicated. The numbers shown are STP link metrics. Which two ports are forwarding traffic after STP converges? (Choose two.)

- A. The port connecting switch SWD with switch SWE
- B. The port connecting switch SWG with switch SWF
- C. The port connecting switch SWC with switch SWE

D. The port connecting switch SWB with switch SWC

**Correct Answer:** CD

**Section:** (none)

**Explanation**

**Explanation/Reference:**

Explanation:

Here, we know SWB to SWC are forwarding because we already identified the blocking port. So

"Pass Any Exam. Any Time." - www.actualtests.com 52

for the last correct answer let's consider what must be done to prevent a switch loop between SWC/SWD/SWE. SWE to SWD will be blocked because SWC has a lower MAC address so it wins the forwarding port. And to look at it further, you could try to further understand what would happen with ports on SWG. Would the ports on SWG try to go through SWE or SWF? SWE has the lower MAC address so the port from SWG to SWE would win the forwarding election.

Therefore, answer B could never be correct.

#### QUESTION 20

Refer to the exhibit.

```
Switch# show ip igmp snooping mrouter
Vlan      ports
----      -
  10      Gi2/0/1(dynamic), Router
  20      Gi2/0/1(dynamic), Router
```

Which three statements about the output are true? (Choose three.)

- A. An mrouter port can be learned by receiving a PIM hello packet from a multicast router.
- B. This switch is configured as a multicast router.
- C. Gi2/0/1 is a trunk link that connects to a multicast router.
- D. An mrouter port is learned when a multicast data stream is received on that port from a multicast router.
- E. This switch is not configured as a multicast router. It is configured only for IGMP snooping.
- F. IGMP reports are received only on Gi2/0/1 and are never transmitted out Gi2/0/1 for VLANs 10 and 20.

**Correct Answer:** ABC

**Section:** (none)

**Explanation**

**Explanation/Reference:**

Explanation:

In this example, the switch has been configured as a multicast router since IGMP snooping has been enabled. All mrouter can learn about other mrouter by receiving a PIM hello packet from another multicast router. Also, since two different VLANs are being used by the same port of gi 2/0/1, it must be a trunk link that connects to another multicast router.

"Pass Any Exam. Any Time." - [www.actualtests.com](http://www.actualtests.com) 53

**QUESTION 21**

Refer to the exhibit.

```
Switch#show int fastEthernet0/1 switchport
Name: Fa0/1
Switchport: Enabled
Administrative Mode: dynamic auto
Operational Mode: static access
Administrative Trunking Encapsulation: dot1q
Operational Trunking Encapsulation: native
Negotiation of Trunking: On
Access Mode VLAN: 2 (VLAN0002)
Trunking Native Mode VLAN: 3 (VLAN0003)
Administrative Native VLAN tagging: enabled
Voice VLAN: none
Administrative private-vlan host-association: none
Administrative private-vlan mapping: none
Administrative private-vlan trunk native VLAN: none
Administrative private-vlan trunk Native VLAN tagging: enabled
Administrative private-vlan trunk encapsulation: dot1q
Administrative private-vlan trunk normal VLANs: none
Administrative private-vlan trunk private VLANs: none
Operational private-vlan: none
Trunking VLANs Enabled: ALL
Pruning VLANs Enabled: 2-1001
Capture Mode Disabled
Capture VLANs Allowed: ALL

Protected: false
Unknown unicast blocked: disabled
Unknown multicast blocked: disabled
Appliance trust: none
```

If a port is configured as shown and receives an untagged frame, of which VLAN will the untagged frame be a member?

- A. VLAN 1
- B. VLAN 2
- C. VLAN 3
- D. VLAN 4

**Correct Answer:** B

**Section:** (none)

**Explanation**

**Explanation/Reference:**

Explanation:

When typing:

Switch(config-if)#switchport mode?

access Set trunking mode to ACCESS unconditionally

"Pass Any Exam. Any Time." - [www.actualtests.com](http://www.actualtests.com) 54

dynamic Set trunking mode to dynamically negotiate access or trunk mode

trunk Set trunking mode to TRUNK unconditionally

and

Switch(config-if)#switchport mode dynamic?

auto Set trunking mode dynamic negotiation parameter to AUTO

desirable Set trunking mode dynamic negotiation parameter to DESIRABLE

So if we configure Fa0/1 as dynamic auto mode, it will not initiate any negotiation but waiting for the other end negotiate to be a trunk with DTP. If the other end does not ask it to become a trunk then it will become an access port. Therefore when using the "show interface fastEthernet0/1 switchport" command we will see two output lines "Administrative Mode. dynamic auto" and "Operational Mode. static access"

Note. To set this port to VLAN 2 as the output above just use one additional command. "switchport access vlan 2".

Now back to our question, from the output we see that Fa0/1 is operating as an access port on VLAN 2 so if it receive untagged frame it will suppose that frame is coming from VLAN 2.

**QUESTION 22**

Which two statements describe characteristics of HDLC on Cisco routers? (Choose two.)

A. It supports multiple Layer 3 protocols.

B. It supports multiplexing.

C. It supports only synchronous interfaces.

"Pass Any Exam. Any Time." - [www.actualtests.com](http://www.actualtests.com) 58

D. It supports authentication.

**Correct Answer:** AC

**Section:** (none)

**Explanation**

**Explanation/Reference:**

Explanation:

Cisco High-Level Data Link Controller (HDLC) is the Cisco proprietary protocol for sending data over synchronous serial links using HDLC. Cisco HDLC also provides a simple control protocol called Serial Line Address Resolution Protocol (SLARP) to maintain serial link keepalives. Cisco HDLC is the default for data encapsulation at Layer 2 (data link) of the Open System Interconnection (OSI) stack for efficient packet delineation and error control.

The absence of a protocol type field in the HDLC header posed a problem for links that carried traffic from more than one Layer 3 protocol. Cisco, therefore, added an extra Type field to the HDLC header, creating a Cisco-specific version of HDLC. Cisco routers can support multiple network layer



protocols on the same HDLC link. For example an HDLC link between two Cisco routers can forward both IPv4 and IPv6 packets because the Type field can identify which type of packet is carried inside each HDLC frame.

Reference:

[http://www.cisco.com/c/en/us/td/docs/routers/access/800/819/software/configuration/Guide/819\\_S\\_CG/6ser\\_conf.html#pgfId-1073734](http://www.cisco.com/c/en/us/td/docs/routers/access/800/819/software/configuration/Guide/819_S_CG/6ser_conf.html#pgfId-1073734)

### QUESTION 23

Which mechanism can be used on Layer 2 switches so that only multicast packets with downstream receivers are sent on the multicast router-connected ports?

- A. IGMP snooping
- B. Router Guard
- C. PIM snooping
- D. multicast filtering

**Correct Answer:** C

**Section:** (none)

**Explanation**

**Explanation/Reference:**

Explanation:

Ideally, the Layer 2 device should forward the multicast transmission only out ports to which receivers are connected and also out any ports that are connected to downstream multicast routers. This configuration requires a Layer 2 device to be able to determine the ports on which multicast routers and receivers for each separate (S,G) or (\*,G) multicast group are located. To facilitate intelligent forwarding of multicast traffic on the LAN, Cisco Catalyst switches support two mechanisms:

"Pass Any Exam. Any Time." - [www.actualtests.com](http://www.actualtests.com) 59

Reference:

[https://www.informit.com/library/content.aspx?b=CCNP\\_Studies\\_Switching&seqNum=59](https://www.informit.com/library/content.aspx?b=CCNP_Studies_Switching&seqNum=59)

### QUESTION 24

Which technology can be used to prevent flooding of IPv6 multicast traffic on a switch?

- A. IGMP snooping
- B. IGMP filtering
- C. MLD snooping
- D. MLD filtering

**Correct Answer:** C

**Section:** (none)

### **Explanation**

#### **Explanation/Reference:**

Explanation:

MLD snooping allows the switch to examine MLD packets and make forwarding decisions based on their content.

You can configure the switch to use MLD snooping in subnets that receive MLD queries from either MLD or the MLD snooping querier. MLD snooping constrains IPv6 multicast traffic at Layer 2 by configuring Layer 2 LAN ports dynamically to forward IPv6 multicast traffic only to those ports that want to receive it.

Reference: <http://www.cisco.com/c/en/us/td/docs/switches/lan/catalyst6500/ios/12-2SX/configuration/guide/book/snoopmld.html>

#### **QUESTION 25**

Refer to the exhibit.

"Pass Any Exam. Any Time." - [www.actualtests.com](http://www.actualtests.com) 60

```
Switch#show interfaces fastEthernet0/1 switchport
Name: Fa0/1
Switchport: Enabled
Administrative Mode: trunk
Operational Mode: trunk
Administrative Trunking Encapsulation: dot1q
Operational Trunking Encapsulation: dot1q
Negotiation of Trunking: On
Access Mode VLAN: 1 (default)
Trunking Native Mode VLAN: 3 (VLAN0003)
Administrative Native VLAN tagging: enabled
Voice VLAN: none
Administrative private-vlan host-association: none
Administrative private-vlan mapping: none
Administrative private-vlan trunk native VLAN: none
Administrative private-vlan trunk Native VLAN tagging: enabled
Administrative private-vlan trunk encapsulation: dot1q
Administrative private-vlan trunk normal VLANs: none
Administrative private-vlan trunk private VLANs: none
Operational private-vlan: none
Trunking VLANs Enabled: 4-100
Pruning VLANs Enabled: 100-200
Capture Mode Disabled
Capture VLANs Allowed: ALL

Protected: false
Unknown unicast blocked: disabled
Unknown multicast blocked: disabled
Appliance trust: none
```

Which VLANs are permitted to send frames out port FastEthernet0/1?

- A. 100 - 200
- B. 4 - 100
- C. 1 and 4 - 100
- D. 3 and 4 - 100

**Correct Answer:** D

**Section:** (none)

**Explanation**

**Explanation/Reference:**

Explanation:

Traffic on the native vlan does not get tagged as it crosses a trunk, so there is no dot1q tag in the first place to be filtered. And you don't need to allow the native vlan. But if we force to tag the native vlan (with the "switchport trunk native vlan tag" command) then if the native vlan is not in the "allowed vlan" list it will be dropped.

"Pass Any Exam. Any Time." - [www.actualtests.com](http://www.actualtests.com) 61

**QUESTION 26**

Which option is the default maximum age of the MAC address table?

- A. 300 seconds
- B. 500 seconds
- C. 1200 seconds
- D. 3600 seconds

**Correct Answer:** A

**Section:** (none)

**Explanation**

**Explanation/Reference:**

Explanation:

To configure the maximum aging time for entries in the Layer 2 table, use the mac-address-table aging-time command in global configuration mode.

Syntax Description

seconds

MAC address table entry maximum age. Valid values are 0, and from 5 to 1000000 seconds. Aging time is counted from the last time that the switch detected the MAC address. The default value is 300 seconds.

Reference:

[http://www.cisco.com/c/en/us/td/docs/ios/lanswitch/command/reference/lsw\\_book/lsw\\_m1.html](http://www.cisco.com/c/en/us/td/docs/ios/lanswitch/command/reference/lsw_book/lsw_m1.html)

**QUESTION 27**

Refer to the exhibit.

```
Switch# show spanning-tree vlan 1 detail

VLAN0001 is executing the ieee compatible Spanning Tree protocol
  Bridge Identifier has priority 32768, sysid 1, address 0007.0e8f.04c0
  Configured hello time 2, max age 20, forward delay 15
  Current root has priority 8192, address 0007.4f1c.e847
  Root port is 65 (GigabitEthernet2/1), cost of root path is 119
  Topology change flag not set, detected flag not set
  Number of topology changes 1 last change occurred 00:00:35 ago
    from GigabitEthernet1/1
  Times: hold 1, topology change 35, notification 2
    hello 2, max age 20, forward delay 15
  Timers: hello 0, topology change 0, notification 0, aging 300
```

Which two statements about the output are true? (Choose two.)

"Pass Any Exam. Any Time." - [www.actualtests.com](http://www.actualtests.com) 62

- A. 802.1D spanning tree is being used.
- B. Setting the priority of this switch to 0 for VLAN 1 would cause it to become the new root.
- C. The hello, max-age, and forward delay timers are not set to their default values.
- D. Spanning-tree PortFast is enabled on GigabitEthernet1/1.

**Correct Answer:** AB

**Section:** (none)

**Explanation**

**Explanation/Reference:**

Explanation:

802.1D is the standard for Spanning tree, which is being used here. For priority, The priority order starts from 0 (yes, 0 is valid) and then increases in 4096.

0, 4096, 8192, 12288, .... Etc.

The lower the number is, the higher is the priority. Here we see that the current root has a priority of 8192, so configuring this with a priority of 0 will make it the new root.

## QUESTION 28

Which statement is true about IGMP?

- A. Multicast sources send IGMP messages to their first-hop router, which then generates a PIM join message that is then sent to the RP.
- B. Multicast receivers send IGMP messages to their first-hop router, which then forwards the IGMP messages to the RP.
- C. IGMP messages are encapsulated in PIM register messages and sent to the RP.
- D. Multicast receivers send IGMP messages to signal their interest to receive traffic for specific multicast groups.

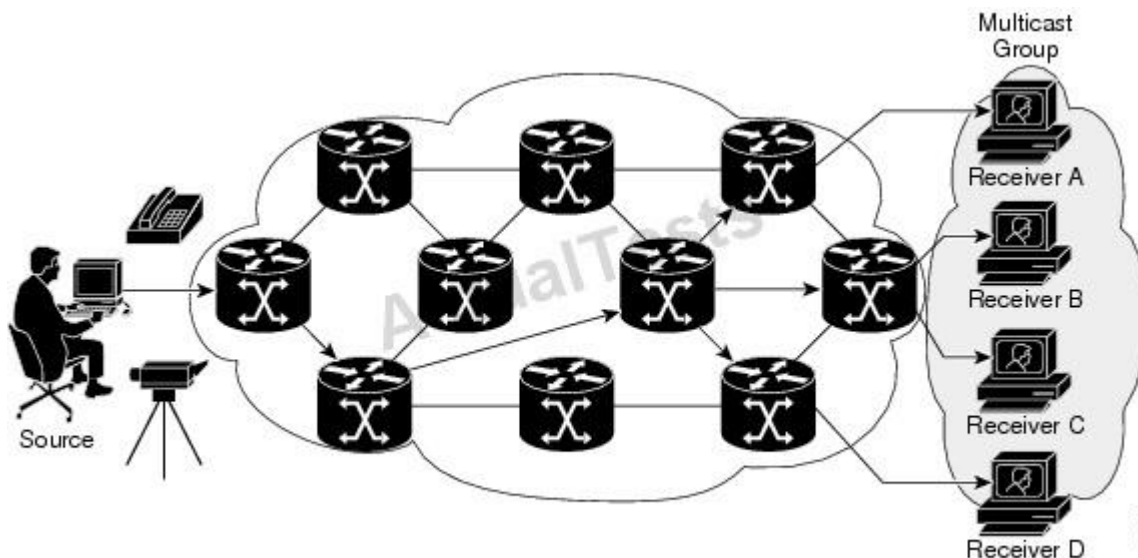
**Correct Answer:** D

**Section:** (none)

**Explanation**

**Explanation/Reference:**

Explanation:



In the example shown above, the receivers (the designated multicast group) are interested in receiving the video data stream from the source. The receivers indicate their interest by sending an Internet Group Management Protocol (IGMP) host report to the routers in the network. The

"Pass Any Exam. Any Time." - [www.actualtests.com](http://www.actualtests.com) 67  
routers are then responsible for delivering the data from the source to the receivers.

Reference:

[http://www.cisco.com/c/en/us/td/docs/ios/solutions\\_docs/ip\\_multicast/White\\_papers/mcst\\_ovr.html](http://www.cisco.com/c/en/us/td/docs/ios/solutions_docs/ip_multicast/White_papers/mcst_ovr.html)

#### QUESTION 29

Which two statements are true about RSTP? (Choose two.)

- A. By default, RTSP uses a separate TCN BPDU when interoperating with 802.1D switches.
- B. By default, RTSP does not use a separate TCN BPDU when interoperating with 802.1D switches.
- C. If a designated port receives an inferior BPDU, it immediately triggers a reconfiguration.
- D. By default, RTSP uses the topology change TC flag.
- E. If a port receives a superior BPDU, it immediately replies with its own information, and no reconfiguration is triggered.

**Correct Answer:** BD

**Section:** (none)

**Explanation**

**Explanation/Reference:**

Explanation:

The RSTP does not have a separate topology change notification (TCN) BPDU. It uses the topology change (TC) flag to show the topology changes.

Reference: [http://www.cisco.com/c/en/us/td/docs/switches/lan/catalyst2950/software/release/12-1\\_9\\_ea1/configuration/guide/scg/swmstp.html](http://www.cisco.com/c/en/us/td/docs/switches/lan/catalyst2950/software/release/12-1_9_ea1/configuration/guide/scg/swmstp.html)

#### QUESTION 30

Refer to the exhibit.

```
switch#show spanning-tree detail

MST0 is executing the mstp compatible Spanning Tree protocol
Bridge Identifier has priority 32768, sysid 0, address f4ac.clc4.2b80
Configured hello time 2, max age 20, forward delay 15, transmit hold-count 6
Current root has priority 24576, address 0019.07aa.9ac0
Root port is 56 (Port-channel), cost of root path is 0
Topology change flag not set, detected flag not set
Number of topology changes 296 last change occurred 00:01:17 ago
from GigabitEthernet0/15
```

"Pass Any Exam. Any Time." - [www.actualtests.com](http://www.actualtests.com) 68

Which two statements are true about the displayed STP state? (Choose two.)

- A. The STP version configured on the switch is IEEE 802.1w.

- B. Port-channel 1 is flapping and the last flap occurred 1 minute and 17 seconds ago.
- C. The switch does not have PortFast configured on Gi0/15.
- D. BPDUs with the TCN bit set are transmitted over port channel 1.

**Correct Answer:** CD

**Section:** (none)

**Explanation**

**Explanation/Reference:**

Explanation:

A port enabled with portfast will not send topology changes when a port goes up or down, but here we see that 296 TCN's were sent so we know that Gi 0/15 does not have portfast enabled. TCN's are sent using BPDU's over the root port, which we see is port channel 1.

### **QUESTION 31**

**DRAG DROP**

Drag and drop the multicast protocol definition on the left to the correct default time interval on the right.



Drag and drop the multicast protocol definition on the left to the correct default time interval on the right

IGMPv2 query interval
IGMPv2 querier timeout
IGMPv1 query interval
PIMv1 query interval
IGMPv3 query interval

30 seconds

60 seconds

120 seconds

- A.
- B.
- C.
- D.

**Correct Answer:**

**Section: (none)**

**Explanation**

**Explanation/Reference:**

Drag and drop the multicast protocol definition on the left to the correct default time interval on the right

IGMPv2 query interval
IGMPv2 querier timeout
IGMPv1 query interval
PIMv1 query interval
IGMPv3 query interval

30 seconds

PIMv1 query interval
----------------------

60 seconds

IGMPv2 query interval
-----------------------

IGMPv1 query interval
-----------------------

IGMPv3 query interval
-----------------------

120 seconds

IGMPv2 querier timeout
------------------------

"Pass Any Exam. Any Time." - [www.actualtests.com](http://www.actualtests.com) 69  
Explanation:

30 seconds	PIMv1 query interval
60 seconds	IGMPv2 query interval
	IGMPv1 query interval
	IGMPv3 query interval
120 seconds	IGMPv2 querier timeout

**QUESTION 32**

When you migrate a network from PVST+ to rapid-PVST+, which two features become inactive? (Choose two.)

- A. Root guard
- B. Loop guard
- C. UplinkFast
- D. UDLD
- E. BackboneFast
- F. Bridge Assurance

**Correct Answer:** CE

**Section:** (none)

**Explanation**

**Explanation/Reference:**

Explanation:

It is good to know the UplinkFast and BackboneFast behavior before you start the migration process.  
Here, the Access1 switch runs Cisco IOS. This output is taken before migration to the rapid- PVST+ mode:

```
Access1#show spanning-tree vlan 10
```

```
"Pass Any Exam. Any Time." - www.actualtests.com 70
```

```
VLAN0010
```

```
Spanning tree enabled protocol ieee
```

```
Root ID Priority 24586
```

```
Address 0015.63f6.b700
```

```
Cost 3019
```

```
Port 107 (FastEthernet3/0/1)
```

```
Hello Time 2 sec Max Age 20 sec Forward Delay 15 sec
```

```
Bridge ID Priority 49162 (priority 49152 sys-id-ext 10)
```

```
Address 000f.f794.3d00
```

```
Hello Time 2 sec Max Age 20 sec Forward Delay 15 sec
```

```
Aging Time 300
```

```
Uplinkfast enabled
```

```
Interface Role Sts Cost Prio.Nbr Type
```

```
----- Fa3/0/1 Root FWD 3019 128.107 P2p
```

```
Fa3/0/2 Altn BLK 3019 128.108 P2p
```

```
Access1#show spanning-tree summary
```

```
Switch is in pvst mode
```

```
Root bridge for: none
```

```
Extended system ID is enabled
```

```
Portfast Default is disabled
```

```
PortFast BPDU Guard Default is enabled
```

```
Portfast BPDU Filter Default is disabled
```

```
Loopguard Default is disabled
```

```
EtherChannel misconfig guard is enabled
```

```
UplinkFast is enabled
```

```
BackboneFast is enabled
```

```
Configured Pathcost method used is short
```

```
Name Blocking Listening Learning Forwarding STP Active
```

```
-----  
VLAN0010 1 0 0 1 2
```

```
VLAN0020 1 0 0 1 2
```

```
-----  
2 vlans 2 0 0 2 4
```

This output is taken after the mode is changed to rapid-PVST+:

"Pass Any Exam. Any Time." - www.actualtests.com 71  
Access1#show spanning-tree vlan 10

VLAN0010  
Spanning tree enabled protocol rstp  
Root ID Priority 24586  
Address 0015.63f6.b700  
Cost 3019  
Port 107 (FastEthernet3/0/1)  
Hello Time 2 sec Max Age 20 sec Forward Delay 15 sec

Bridge ID Priority 49162 (priority 49152 sys-id-ext 10)  
Address 000f.f794.3d00  
Hello Time 2 sec Max Age 20 sec Forward Delay 15 sec  
Aging Time 300  
UplinkFast enabled but inactive in rapid-pvst mode

Interface	Role	Sts	Cost	Prio.	Nbr	Type	
-----							Fa3/0/1 Root FWD 3019 128.107 P2p
Fa3/0/2	Altn	BLK	3019	128.108	P2p		

Access1#show spanning-tree summary  
Switch is in rapid-pvst mode  
Root bridge for: none  
Extended system ID is enabled  
Portfast Default is disabled  
PortFast BPDU Guard Default is enabled  
Portfast BPDU Filter Default is disabled  
Loopguard Default is disabled  
EtherChannel misconfig guard is enabled  
UplinkFast is enabled but inactive in rapid-pvst mode  
BackboneFast is enabled but inactive in rapid-pvst mode  
Configured Pathcost method used is short

Name Blocking Listening Learning Forwarding STP Active  
-----

VLAN0010 1 0 0 1 2  
VLAN0020 1 0 0 1 2  
-----

"Pass Any Exam. Any Time." - www.actualtests.com 72

2 vlans 2 0 0 2 4

You can see in the show spanning-tree summary command output that UplinkFast and BackboneFast are enabled, but are inactive in rapid-PVST mode.

Reference: <http://www.cisco.com/c/en/us/support/docs/switches/catalyst-6500-series-switches/72836-rapidpvst-mig-config.html#upback1>

### QUESTION 33

Which statement is true about MLD?

- A. MLD v1 gives hosts the ability to receive multicast packets from specific source addresses.
- B. All MLD messages are sent with a link-local IPv6 source address of FF02::D.
- C. The multicast address field is cleared to zero when sending an MLD report message.
- D. MLD is used by IPv6 routers to discover multicast listeners on a directly attached link.

**Correct Answer:** D

**Section:** (none)

**Explanation**

**Explanation/Reference:**

Explanation:

IPv6 Multicast Listener Discovery (MLD) is used by IPv6 devices to discover multicast listeners (nodes that want to receive multicast packets destined for specific multicast addresses) on directly attached links. There are two versions of MLD. MLD version 1 is based on version 2 of the IGMP for IPv4, and MLD version 2 is based on version 3 of the IGMP for IPv4. IPv6 multicast for Cisco software uses both MLD version 2 and MLD version 1.

Reference: [http://www.cisco.com/c/en/us/td/docs/ios-xml/ios/ipmulti\\_lsm/configuration/xr-3s/imc-lsm-xr-3s-book/ipv6-mcast-mld-xr.html](http://www.cisco.com/c/en/us/td/docs/ios-xml/ios/ipmulti_lsm/configuration/xr-3s/imc-lsm-xr-3s-book/ipv6-mcast-mld-xr.html)

### QUESTION 34

Which statement is true about LLDP?

- A. LLDP provides VTP support.
- B. LLDP does not use a multicast address to communicate.
- C. LLDP can indicate only the duplex setting of a link, and not the speed capabilities.
- D. LLDP does not support native VLAN indication.

"Pass Any Exam. Any Time." - [www.actualtests.com](http://www.actualtests.com) 73

**Correct Answer:** D

**Section:** (none)

**Explanation**

**Explanation/Reference:**

Explanation:

Cisco Discovery Protocol Versus LLDP-MED TLV Comparison

TLV Function

LLDP TLV

Cisco Discovery Protocol TLV

Native VLAN support-Indicates the native VLAN

No

Native VLAN TLV

Reference:

[http://www.cisco.com/en/US/technologies/tk652/tk701/technologies\\_white\\_paper0900aecd804cd4\\_6d.html](http://www.cisco.com/en/US/technologies/tk652/tk701/technologies_white_paper0900aecd804cd4_6d.html)

**QUESTION 35**

Which statement is true when using a VLAN ID from the extended VLAN range (1006-4094)?

- A. VLANs in the extended VLAN range can be used with VTPv2 in either client or server mode.
- B. VLANs in the extended VLAN range can only be used as private VLANs.
- C. STP is disabled by default on extended-range VLANs.
- D. VLANs in the extended VLAN range cannot be pruned.

**Correct Answer: D**

**Section: (none)**

**Explanation**

**Explanation/Reference:**

Explanation:

Enabling VTP pruning on a VTP server enables pruning for the entire management domain. Making VLANs pruning-eligible or pruning-ineligible affects pruning eligibility for those VLANs on that device only (not on all switches in the VTP domain). VTP pruning takes effect several seconds after you enable it. VTP pruning does not prune traffic from VLANs that are pruning-ineligible. VLAN 1 and VLANs 1002 to 1005 are always pruning-ineligible; traffic from these VLANs cannot be pruned. Extended-range VLANs (VLAN IDs higher than 1005) are also pruning-ineligible.

Reference: [http://www.cisco.com/c/en/us/td/docs/switches/lan/catalyst3550/software/release/12-1\\_13\\_ea1/configuration/guide/3550scg/swvtp.html#wp\\_xref48156](http://www.cisco.com/c/en/us/td/docs/switches/lan/catalyst3550/software/release/12-1_13_ea1/configuration/guide/3550scg/swvtp.html#wp_xref48156)

"Pass Any Exam. Any Time." - [www.actualtests.com](http://www.actualtests.com) 74

**QUESTION 36**

Which statement is true about trunking?

- A. Cisco switches that run PVST+ do not transmit BPDUs on nonnative VLANs when using a dot1q trunk.
- B. When removing VLAN 1 from a trunk, management traffic such as CDP is no longer passed in that VLAN.
- C. DTP only supports autonegotiation on 802.1q and does not support autonegotiation for ISL.
- D. DTP is a point-to-point protocol.

**Correct Answer:** D

**Section:** (none)

**Explanation**

**Explanation/Reference:**

Explanation:

Ethernet trunk interfaces support different trunking modes. You can set an interface as trunking or nontrunking or to negotiate trunking with the neighboring interface. To autonegotiate trunking, the interfaces must be in the same VTP domain. Trunk negotiation is managed by the Dynamic Trunking Protocol (DTP), which is a Point-to-Point Protocol. However, some internetworking devices might forward DTP frames improperly, which could cause misconfigurations.

Reference: [http://www.cisco.com/c/en/us/td/docs/switches/lan/catalyst3750/software/release/12-2\\_55\\_se/configuration/guide/scg3750/swvlan.html](http://www.cisco.com/c/en/us/td/docs/switches/lan/catalyst3750/software/release/12-2_55_se/configuration/guide/scg3750/swvlan.html)

### QUESTION 37

Which three statements are true about an EtherChannel? (Choose three.)

- A. PAGP and LACP can be configured on the same switch if the switch is not in the same EtherChannel.
- B. EtherChannel ports in suspended state can receive BPDUs but cannot send them.
- C. An EtherChannel forms between trunks that are using different native VLANs.
- D. LACP can operate in both half duplex and full duplex, if the duplex setting is the same on both ends.
- E. Ports with different spanning-tree path costs can form an EtherChannel.

**Correct Answer:** ABE

**Section:** (none)

**Explanation**

**Explanation/Reference:**

Explanation:

Answer A. EtherChannel groups running PAGP and LACP can coexist on the same switch or on different switches in the stack. Individual EtherChannel groups can run either PAGP or LACP, but

"Pass Any Exam. Any Time." - [www.actualtests.com](http://www.actualtests.com) 75  
they cannot interoperate.



Answer B:  
EtherChannel Member Port States

Port States  
Description  
bundled

The port is part of an EtherChannel and can send and receive BPDUs and data traffic.

suspended

The port is not part of an EtherChannel. The port can receive BPDUs but cannot send them. Data traffic is blocked.

standalone

The port is not bundled in an EtherChannel. The port functions as a standalone data port. The port can send and receive BPDUs and data traffic.

Answer E. Ports with different spanning-tree path costs can form an EtherChannel if they are otherwise compatibly configured. Setting different spanning-tree path costs does not, by itself, make ports incompatible for the formation of an EtherChannel.

Reference: [http://www.cisco.com/c/en/us/td/docs/switches/lan/catalyst2960x/software/15-0\\_2\\_EX/layer2/configuration\\_guide/b\\_lay2\\_152ex\\_2960-x\\_cg\\_x\\_cg\\_chapter\\_010.html](http://www.cisco.com/c/en/us/td/docs/switches/lan/catalyst2960x/software/15-0_2_EX/layer2/configuration_guide/b_lay2_152ex_2960-x_cg_x_cg_chapter_010.html)

### QUESTION 38

Which technology can be affected when switches are used that do not support jumbo frames?

- A. 802.1x
- B. BFD
- C. OSPFv3
- D. 802.1q

**Correct Answer:** D

**Section:** (none)

**Explanation**

**Explanation/Reference:**

Explanation:

The 802.1Q tag is 4 bytes. Therefore, the resulting Ethernet frame can be as large as 1522 bytes. If jumbo frames are not supported, then typically the MTU on an Ethernet link needs to be lowered to 1496 to support this extra 802.1Q tag.

"Pass Any Exam. Any Time." - [www.actualtests.com](http://www.actualtests.com) 76

### QUESTION 39

Which statement describes the native VLAN concept in an ISL trunk?

- A. It is the VLAN ID that is assigned to untagged packets.
- B. It is the VLAN with highest priority.
- C. It is the default VLAN for a trunk.
- D. There is no native VLAN concept in an ISL trunk.

**Correct Answer:** D

**Section:** (none)

**Explanation**

**Explanation/Reference:**

Explanation:

ISL has no native VLAN concept because it places the entire ethernet frame in the payload of an ISL frame. Native VLANs is an 802.1Q specific concept

#### **QUESTION 40**

Which protocol is the encapsulating protocol for mtrace packets?

- A. ICMP
- B. IGMP
- C. PIM
- D. GRE

**Correct Answer:** B

**Section:** (none)

**Explanation**

**Explanation/Reference:**

Explanation:

"mtrace" is a diagnostic tool to trace the multicast path from a specified source to a destination for a multicast group. It runs over IGMP protocol. Mtrace uses any information available to it to determine a previous hop to forward the trace towards the source.

Reference:

[http://www.brocade.com/downloads/documents/html\\_product\\_manuals/NI\\_05500c\\_MULTICAST/wwhelp/wwhimpl/common/html/wwhelp.htm#context=NI\\_MCAST&file=IP\\_Multicast.3.04.html](http://www.brocade.com/downloads/documents/html_product_manuals/NI_05500c_MULTICAST/wwhelp/wwhimpl/common/html/wwhelp.htm#context=NI_MCAST&file=IP_Multicast.3.04.html)

"Pass Any Exam. Any Time." - [www.actualtests.com](http://www.actualtests.com) 77

#### **QUESTION 41**

Assume that the following MAC addresses are used for the bridge ID MAC address by four different switches in a network. Which switch will be elected as the spanning-tree root bridge?

- A. SwitchA uses MAC 1000.AA-AA-AA-AA-AA-AA.
- B. SwitchB uses MAC 2000.BB-BB-BB-BB-BB-BB.
- C. SwitchC uses MAC 3000.CC-CC-CC-CC-CC-CC.
- D. SwitchD uses MAC 4000.DD-DD-DD-DD-DD-DD.

**Correct Answer:** A

**Section:** (none)

**Explanation**

**Explanation/Reference:**

Explanation:

The switch with the highest switch priority (the lowest numerical priority value) is elected as the root switch. If all switches are configured with the default priority (32768), the switch with the lowest MAC address in the VLAN becomes the root switch.

Reference: [http://www.cisco.com/c/en/us/td/docs/switches/lan/catalyst2960/software/release/12-2\\_53\\_se/configuration/guide/2960scg/swstp.html](http://www.cisco.com/c/en/us/td/docs/switches/lan/catalyst2960/software/release/12-2_53_se/configuration/guide/2960scg/swstp.html)

#### **QUESTION 42**

What is the destination MAC address of a BPDU frame?

- A. 01-80-C2-00-00-00
- B. 01-00-5E-00-00-00
- C. FF-FF-FF-FF-FF-FF
- D. 01-80-C6-00-00-01

**Correct Answer:** A

**Section:** (none)

**Explanation**

**Explanation/Reference:**

Explanation:

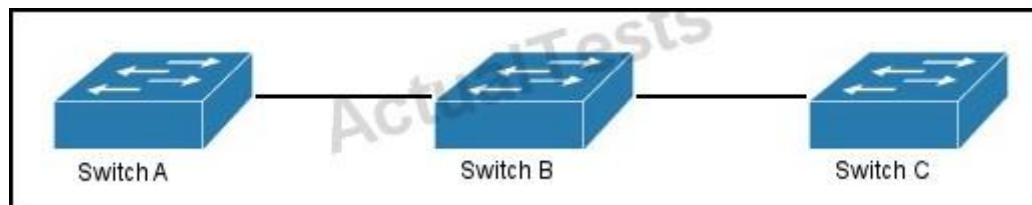
The root-bridge election process begins by having every switch in the domain believe it is the root and claiming it throughout the network by means of Bridge Protocol Data Units (BPDU). BPDUs are Layer 2 frames multicast to a well-known MAC address in case of IEEE STP (01-80-C2-00-00-00) or vendor-assigned addresses, in other cases.

Reference: <http://www.ciscopress.com/articles/article.asp?p=1016582>

"Pass Any Exam. Any Time." - [www.actualtests.com](http://www.actualtests.com) 78

**QUESTION 43**

Refer to the exhibit.



All switches are Cisco switches. Assume that Cisco Discovery Protocol is enabled only on switches A and C.

Which information is returned when you issue the command `show cdp neighbors` on switch C?

- A. a limited amount of information about switch B
- B. no neighbor details will be returned
- C. neighbor details for switch B
- D. neighbor details for switch A
- E. neighbor details for switch C

**Correct Answer:** B

**Section:** (none)

**Explanation**

**Explanation/Reference:**

Explanation:

CDP is used to discover information on directly connected neighbors only, so in this case SwitchC would only be able to obtain CDP information from SwitchB. However, since SwitchB is not running CDP then no neighbor information will be seen on SwitchC. Same goes for Switch A also in this topology.

**QUESTION 44**

Which two features are supported when Cisco HDLC is implemented? (Choose two.)

- A. error recovery
- B. error detection
- C. asynchronous links
- D. multiple protocols

"Pass Any Exam. Any Time." - [www.actualtests.com](http://www.actualtests.com) 79

**Correct Answer:** BD

**Section:** (none)

**Explanation**

**Explanation/Reference:**

Explanation:

HDLC's frame check sequence (FCS) is a 16-bit CRC-CCITT or a 32-bit CRC-32 computed over the Address, Control, and Information fields. It provides a means by which the receiver can detect errors that may have been induced during the transmission of the frame, such as lost bits, flipped bits, and extraneous bits.

Cisco's HDLC contains a proprietary field that is used to support multiple protocols.

Reference: [http://en.wikipedia.org/wiki/High-Level\\_Data\\_Link\\_Control](http://en.wikipedia.org/wiki/High-Level_Data_Link_Control)

#### **QUESTION 45**

What is the destination multicast MAC address for BPDUs on the native VLAN, for a switch that is running 802.1D?

- A. 0185.C400.0000
- B. 0100.0CCC.CCCC
- C. 0100.0CCC.CCCD
- D. 0180.C200.0000

"Pass Any Exam. Any Time." - [www.actualtests.com](http://www.actualtests.com) 84

**Correct Answer:** D

**Section:** (none)

**Explanation**

**Explanation/Reference:**

Explanation:

If the native vlan is 1:

A STP BPDU for VLAN 1 will be sent untagged to MAC 0180.c200.0000 (this is the common spanning tree)

A PVST+ BPDU for VLAN 1 will be sent untagged to MAC 0100.0ccc.cccd

A PVST+ BPDU for all other vlans will be sent with a 802.1Q tag to MAC 0100.0ccc.cccd (with a PVID = to the VLAN)

If the native vlan is not 1:

A STP BPDU for VLAN 1 will be sent untagged (on the native vlan) to MAC 0180.c200.0000 (this is the common spanning tree)

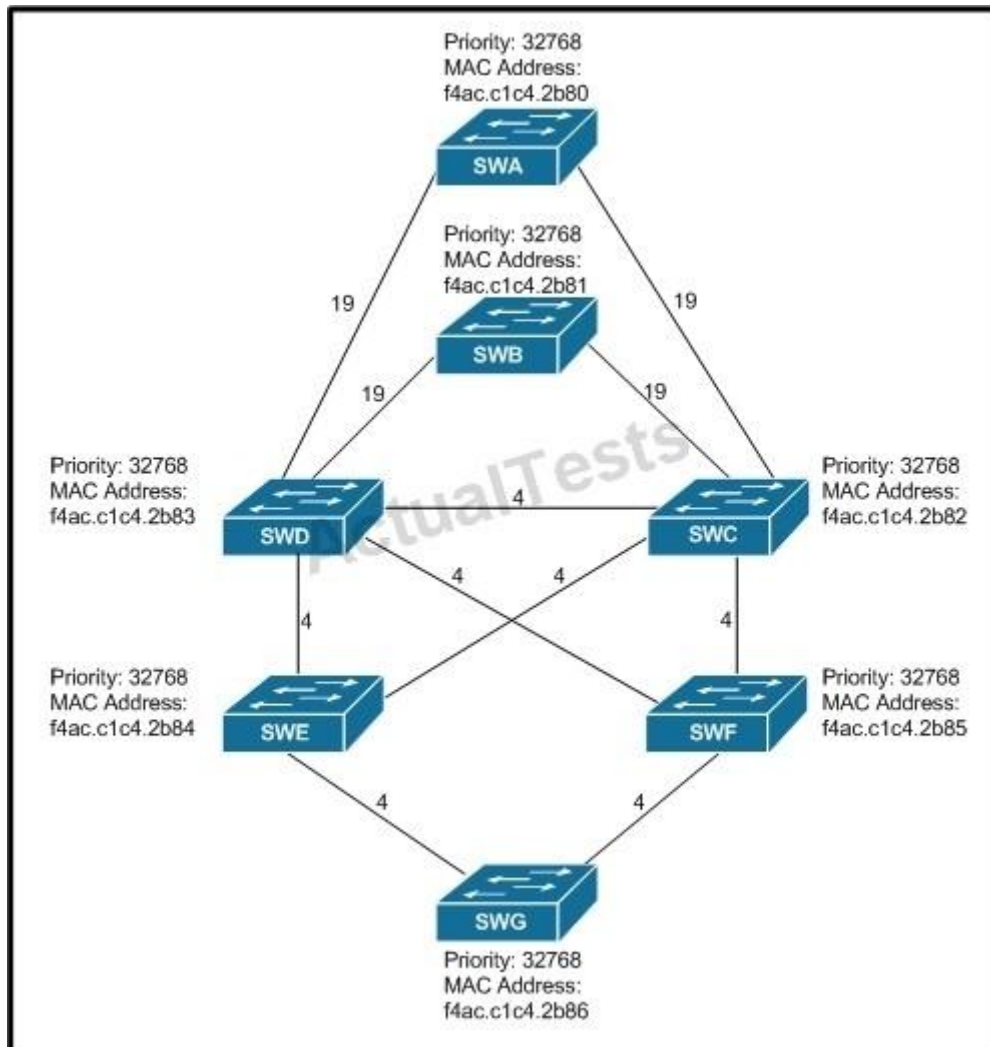
A PVST+ BPDU for VLAN1 will be sent with a 802.1Q tag to MAC 0100.0ccc.cccd (with a PVID=1) A PVST+ BPDU for the native vlan will be sent untagged to MAC 0100.0ccc.cccd (with a PVID=native vlan)

A PVST+ BPDU for all other vlans will be sent with a 802.1Q tag to MAC 0100.0ccc.cccd (with a PVID = to the VLAN)

#### **QUESTION 46**

Refer to the exhibit.

"Pass Any Exam. Any Time." - www.actualtests.com 85



All switches have default bridge priorities, and originate BPDUs with MAC addresses as indicated. The numbers shown are STP link metrics.

After STP converges, you discover that traffic from switch SWG toward switch SWD takes a less optimal path. What can you do to optimize the STP tree in this switched network?

- A. Change the priority of switch SWA to a lower value than the default value.
- B. Change the priority of switch SWB to a higher value than the default value.
- C. Change the priority of switch SWG to a higher value than the default value.
- D. Change the priority of switch SWD to a lower value than the default value.

**Correct Answer:** D

**Section:** (none)

**Explanation**

**Explanation/Reference:**

Explanation:

In this topology, we see that all port paths and priorities are the same, so the lowest MAC address will be used to determine the best STP path. From SWG, SWE will be chosen as the next switch in the path because it has a lower MAC address than SWF. From SWE, traffic will go to SWC

"Pass Any Exam. Any Time." - [www.actualtests.com](http://www.actualtests.com) 86

because it has a lower MAC address, and then to SWD, instead of going from SWE directly to SWD. If we lower the priority of SWD (lower means better with STP) then traffic will be sent directly to SWD.

#### **QUESTION 47**

Which three statements are true about VSS? (Choose three.)

- A. VSS separates the control planes of the active and the standby chassis.
- B. Configuration changes can be made on both active and standby chassis.
- C. When the VSS active chassis recovers after a failure, it initiates a switchover and takes on the active role again.
- D. VSS unifies the control planes of the active and the standby chassis.
- E. HSRP configuration is not required to run VSS.
- F. The VSS standby chassis monitors the VSS active chassis using the VSL.

**Correct Answer:** DEF

**Section:** (none)

**Explanation**

**Explanation/Reference:**

Explanation:

VSS operates on a unified control plane with a distributed forwarding architecture in which the active supervisor (or switch) is responsible for actively participating with the rest of the network and for managing and maintaining control plane information.

VSS actually removes the need for a next-hop redundancy protocol like HSRP or VRRP. These first-hop redundancy protocols are usually heavily tied to a fast-converging routing protocol like EIGRP, and still require that each device maintain its own control plane.

The standby chassis monitors the active chassis using the VSL. If it detects failure, the standby chassis initiates a switchover and takes on the active role. When the failed chassis recovers, it takes on the standby role.

Reference: [http://www.cisco.com/c/en/us/td/docs/switches/lan/catalyst6500/ios/15-1SY/config\\_guide/sup2T/15\\_1\\_sy\\_swcg\\_2T/virtual\\_switching\\_systems.pdf](http://www.cisco.com/c/en/us/td/docs/switches/lan/catalyst6500/ios/15-1SY/config_guide/sup2T/15_1_sy_swcg_2T/virtual_switching_systems.pdf)

#### **QUESTION 48**

Which flag in a configuration BPDU instructs all switches to shorten their bridge table aging process from the default 300 seconds to the current forward delay value?

"Pass Any Exam. Any Time." - [www.actualtests.com](http://www.actualtests.com) 87

- A. topology change bit
- B. topology change acknowledgment bit
- C. priority bit
- D. max-age bit

**Correct Answer:** A

**Section:** (none)

**Explanation**

**Explanation/Reference:**

Explanation:

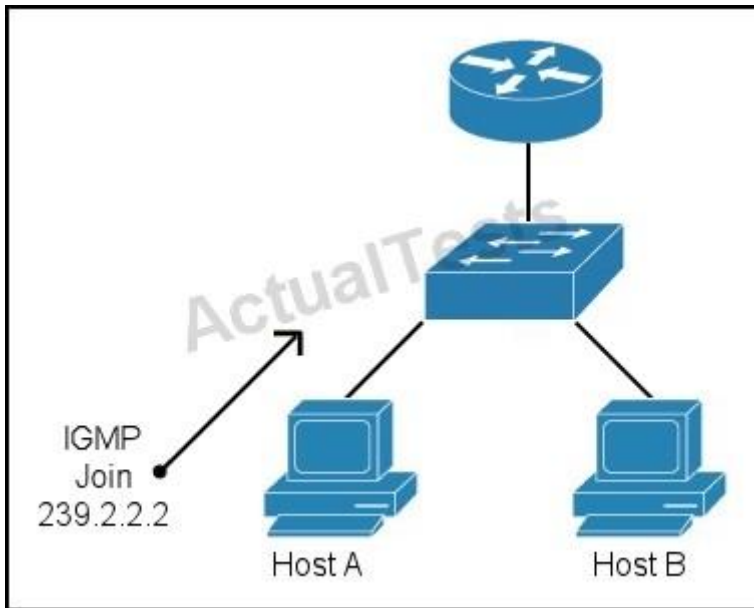
The Root Bridge continues to set the Topology Change flag (TCN bit) in all Configuration BPDUs that it sends out for a total of Forward Delay + Max Age seconds (default = 35 (20+15) seconds). This flag instructs all bridges to shorten their MAC address table (Bridge table) aging process from the default value of 300 seconds to the current Forward Delay value of the bridge (default=15 seconds).

The TCA flag is set by the upstream bridge to tell the downstream bridges to stop sending TCN BPDUs. The TC flag is set in configuration BPDU by the Root Bridge to shorten the bridge table age-out period from default 300 seconds to Forward Delay seconds.

#### **QUESTION 49**

Refer to the exhibit.





"Pass Any Exam. Any Time." - www.actualtests.com 88

Which technology can be used on the switch to enable host A to receive multicast packets for 239.2.2.2 but prevent host B from receiving them?

- A. IGMP filtering
- B. MLD snooping
- C. IGMP snooping
- D. MLD filtering

**Correct Answer: C**

**Section: (none)**

**Explanation**

**Explanation/Reference:**

Explanation:

IGMP snooping is the process of listening to Internet Group Management Protocol (IGMP) network traffic. The feature allows a network switch to listen in on the IGMP conversation between hosts and routers. By listening to these conversations the switch maintains a map of which links need which IP multicast streams. Multicasts may be filtered from the links which do not need them and thus controls which ports receive specific multicast traffic.

#### QUESTION 50

Which option describes the purpose of the PPP endpoint discriminator?

- A. It identifies the maximum payload packet.
- B. It notifies the peer that it prefers 12-bit sequence numbers.
- C. It identifies the system attached to the link.
- D. It determines whether a loopback is on the link.

**Correct Answer:** C

**Section:** (none)

**Explanation**

**Explanation/Reference:**

Explanation:

In situations in which many clients use the same username to initiate an MP connection, or when interoperating with non-Cisco routers, you need to control the order in which the bundle name is created. It is necessary to configure the access server to create a bundle name based on the endpoint discriminator first, the username second, or both. The endpoint discriminator identifies the system transmitting the packet and advises the network access server (NAS) that the peer on this link could be the same as the peer on another existing link. Because every client has a unique endpoint discriminator, only multiple links from the same client are bundled into a single unique MP connection. For example, consider when two PC clients initiate a multilink connection to an access server using the same username. If the multilink bundle name is established based on the endpoint discriminator first, then on the username or on both, the NAS can accurately bundle the links from each client using the endpoint discriminator as a bundle name. This bundle name is

"Pass Any Exam. Any Time." - [www.actualtests.com](http://www.actualtests.com) 89  
unique to the peer system transmitting the packet.

Reference: <http://www.cisco.com/c/en/us/support/docs/wan/point-to-point-protocol-ppp/10238-mppp-bundle-name.html>

#### **QUESTION 51**

Which three statements about SPAN traffic monitoring are true? (Choose three.)

- A. Traffic from a non-source VLAN is discarded when it arrives on a source VLAN.
- B. Multiple sessions can send traffic to an individual destination port.
- C. It supports up to 32 SPAN ports per switch.
- D. The destination port acts as a normal switchport.
- E. It supports up to 64 SPAN ports per switch.
- F. Only one session can send traffic to an individual destination port.

**Correct Answer:** AEF

**Section:** (none)

**Explanation**

**Explanation/Reference:**

Explanation:

You can create up to a total of 64 SPAN and ERSPAN sessions to define sources and destinations on the local device. You can also create a SPAN session to monitor multiple VLAN sources and choose only VLANs of interest to transmit on multiple destination ports. For example, you can configure SPAN on a trunk port and monitor traffic from different VLANs on different destination ports.

You can configure a particular destination port in only one SPAN session.

Traffic from a non-source VLAN is discarded when it arrives on a source VLAN.

Reference:

[http://www.cisco.com/c/en/us/td/docs/switches/datacenter/nexus1000/sw/4\\_0/troubleshooting/configuration/guide/n1000v\\_troubleshooting/trouble\\_15span.html](http://www.cisco.com/c/en/us/td/docs/switches/datacenter/nexus1000/sw/4_0/troubleshooting/configuration/guide/n1000v_troubleshooting/trouble_15span.html)

**QUESTION 52**

Which option describes how a VTPv3 device responds when it detects a VTPv2 device on a trunk port?

- A. It sends VTPv3 packets only.  
"Pass Any Exam. Any Time." - [www.actualtests.com](http://www.actualtests.com) 90
- B. It sends VTPv2 packets only.
- C. It sends VTPv3 and VTPv2 packets.
- D. It sends a special packet that contains VTPv3 and VTPv2 packet information.

**Correct Answer: C**

**Section: (none)**

**Explanation**

**Explanation/Reference:**

Explanation:

When a VTP version 3 device on a trunk port receives messages from a VTP version 2 device, the VTP version 3 device sends a scaled-down version of the VLAN database on that particular trunk in a VTP version 2 format. A VTP version 3 device does not send out VTP version 2-formatted packets on a trunk port unless it first receives VTP version 2 packets on that trunk. If the VTP version 3 device does not receive VTP version 2 packets for an interval of time on the trunk port, the VTP version 3 device stops transmitting VTP version 2 packets on that trunk port. Even when a VTP version 3 device detects a VTP version 2 device on a trunk port, the VTP version 3 device continues to send VTP version 3 packets in addition to VTP version 3 device 2 packets, to allow two kinds of neighbors to coexist on the trunk. VTP version 3 sends VTP version 3 and VTP version 2 updates on VTP version 2-detected trunks.

Reference: <http://www.cisco.com/c/en/us/td/docs/switches/lan/catalyst6500/ios/12-2SX/configuration/guide/book/vtp.html>

**QUESTION 53**

Which three statements about bridge assurance are true? (Choose three.)

- A. Bridge assurance must be enabled on both ends of a link.
- B. Bridge assurance can be enabled on one end of a link or on both ends.
- C. Bridge assurance is enabled on STP point-to-point links only.
- D. Bridge assurance is enabled on STP multipoint links only.
- E. If a bridge assurance port fails to receive a BPDU after a timeout, the port is put into a blocking state.
- F. If a bridge assurance port fails to receive a BPDU after a timeout, the port is put into an error disabled state.

**Correct Answer:** ACE

**Section:** (none)

**Explanation**

**Explanation/Reference:**

Explanation:

Bridge Assurance is enabled by default and can only be disabled globally. Also, Bridge Assurance can be enabled only on spanning tree network ports that are point-to-point links. Finally, both ends of the link must have Bridge Assurance enabled.

"Pass Any Exam. Any Time." - [www.actualtests.com](http://www.actualtests.com) 91

With Bridge Assurance enabled, BPDUs are sent out on all operational network ports, including alternate and backup ports, for each hello time period. If the port does not receive a BPDU for a specified period, the port moves into the blocking state and is not used in the root port calculation. Once that port receives a BPDU, it resumes the normal spanning tree transitions.

Reference:

[http://www.cisco.com/c/en/us/td/docs/switches/datacenter/nexus5000/sw/configuration/guide/cli/C\\_LIConfigurationGuide/SpanningEnhanced.html](http://www.cisco.com/c/en/us/td/docs/switches/datacenter/nexus5000/sw/configuration/guide/cli/C_LIConfigurationGuide/SpanningEnhanced.html)

#### **QUESTION 54**

What is the hop limit for an MLD message?

- A. 1
- B. 2
- C. 15
- D. 255

**Correct Answer:** A

**Section:** (none)

**Explanation**

**Explanation/Reference:**

Explanation:

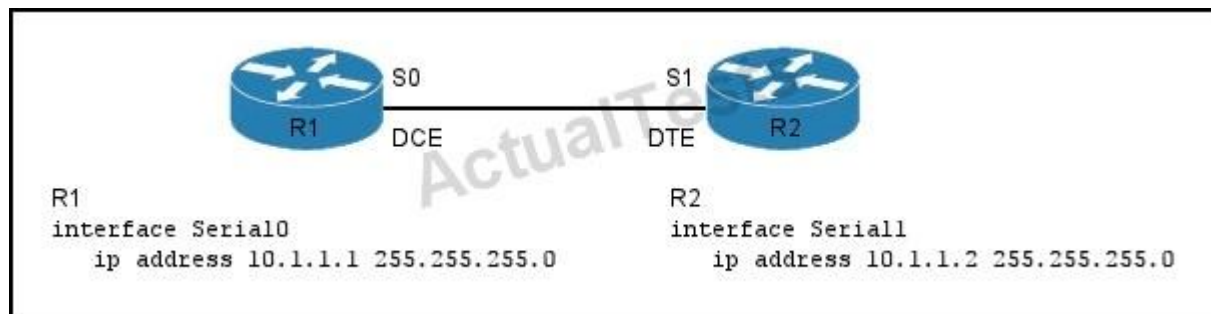
MLD uses the Internet Control Message Protocol (ICMP) to carry its messages. All MLD messages are link-local with a hop limit of 1, and they all have the alert option set. The alert option implies an implementation of the hop-by-hop option header.

Reference: [http://www.cisco.com/c/en/us/td/docs/ios-xml/ios/ipmulti\\_lsm/configuration/xr-3s/imc-lsm-xr-3s-book/ipv6-mcast-mld-xr.html](http://www.cisco.com/c/en/us/td/docs/ios-xml/ios/ipmulti_lsm/configuration/xr-3s/imc-lsm-xr-3s-book/ipv6-mcast-mld-xr.html)

#### QUESTION 55

Refer to the exhibit.

"Pass Any Exam. Any Time." - [www.actualtests.com](http://www.actualtests.com) 92



Which action must you take to enable the WAN link to function properly?

- A. Enter a clock rate on the DCE interface.
- B. Enter a clock rate on the DTE interface.
- C. Enter a compression algorithm on both interfaces.
- D. Configure both interfaces for HDLC encapsulation.

**Correct Answer:** A

**Section:** (none)

**Explanation**

**Explanation/Reference:**

Explanation:

When connecting a serial cable to the serial interface of the router, clocking is provided by an external device, such as a CSU/DSU device. A CSU/DSU (Channel Service Unit/Data Service Unit) is a digital-interface device used to connect a router to a digital circuit. The router is the DTE (Data Terminal Equipment) and the external device is the DCE (Data Communications Equipment), where the DCE provides the clocking. However, in some cases we might connect two routers back-to-back using the routers' serial interfaces (Example. Inside the router labs). Each router is a DTE by default. Since clocking is required to enable the interface, one of the two routers should function as DCE and should provide clocking. This can be done by using the "clock rate" command, from the interface configuration mode.

Reference: <http://www.omniseu.com/cisco-certified-network-associate-ccna/how-to-configure-router-serial-interfaces.php>

#### QUESTION 56

Which three modes are valid for forming an EtherChannel between the ports of two switches? (Choose three.)

- A. Active/active
- B. Active/passive
- C. Passive/passive
- D. Auto/auto
- E. Auto/desirable
- F. Desirable/on

**Correct Answer:** ABE

**Section:** (none)

**Explanation**

**Explanation/Reference:**

Explanation:

To configure an EtherChannel using LACP negotiation, each side must be set to either active or passive; only interfaces configured in active mode will attempt to negotiate an EtherChannel. Passive interfaces merely respond to LACP requests. PAgP behaves the same, but its two modes

"Pass Any Exam. Any Time." - [www.actualtests.com](http://www.actualtests.com) 97  
are referred to as desirable and auto.

#### Will an EtherChannel Form?

LACP			PAgP		
	Active	Passive		Desirable	Auto
Active	Yes	Yes	Desirable	Yes	Yes
Passive	Yes	No	Auto	Yes	No

Reference: <http://packetlife.net/blog/2010/jan/18/etherchannel-considerations/>

#### QUESTION 57

In which 802.1D port state are the root bridge, the root port, and the designated port(s) elected?

- A. Listening
- B. learning
- C. forwarding
- D. blocking
- E. disabled

**Correct Answer:** A

**Section:** (none)

**Explanation**

**Explanation/Reference:**

Explanation:

STP switch port states:

Reference: [http://en.wikipedia.org/wiki/Spanning\\_Tree\\_Protocol](http://en.wikipedia.org/wiki/Spanning_Tree_Protocol)

#### **QUESTION 58**

In a network where a Layer 2 switch interconnects several routers, which feature restricts multicast packets for each IP multicast group to only those multicast router ports that have downstream receivers joined to that group?

- A. PIM snooping  
"Pass Any Exam. Any Time." - [www.actualtests.com](http://www.actualtests.com) 98
- B. IGMP snooping
- C. IGMP filter
- D. IGMP proxy

**Correct Answer:** A

**Section:** (none)

**Explanation**

**Explanation/Reference:**

Explanation:

In networks where a Layer 2 switch interconnects several routers, such as an Internet exchange point (IXP), the switch floods IP multicast packets on all multicast router ports by default, even if there are no multicast receivers downstream. With PIM snooping enabled, the switch restricts multicast packets for each IP multicast group to only those multicast router ports that have downstream receivers joined to that group. When you enable PIM snooping, the switch learns which multicast router ports need to receive the multicast traffic within a specific VLAN by listening to the PIM hello messages, PIM join and prune messages, and bidirectional PIM designated forwarder-election messages.

Reference: <http://www.cisco.com/c/en/us/td/docs/switches/lan/catalyst6500/ios/12-2SX/configuration/guide/book/snooppim.html>

**QUESTION 59**

Which three statements about Cisco HDLC are true? (Choose three.)

- A. HDLC serial encapsulation provides asynchronous framing and error detection.
- B. Serial link keepalives are maintained by SLARP.
- C. HDLC serial encapsulation provides synchronous framing without retransmission.
- D. HDLC frame size can be reduced with MPPC compression.
- E. The interface is brought down after five ignored keepalives.
- F. The interface is brought down after three ignored keepalives.

**Correct Answer:** BCF

**Section:** (none)

**Explanation**

**Explanation/Reference:**

Explanation:

Cisco High-Level Data Link Controller (HDLC) is the Cisco proprietary protocol for sending data over synchronous serial links using HDLC. Cisco HDLC also provides a simple control protocol called Serial Line Address Resolution Protocol (SLARP) to maintain serial link keepalives. For each encapsulation type, a certain number of keepalives ignored by a peer triggers the serial interface to transition to the down state. For HDLC encapsulation, three ignored keepalives causes the interface to be brought down. By default, synchronous serial lines use the High-Level Data Link Control (HDLC) serial

"Pass Any Exam. Any Time." - [www.actualtests.com](http://www.actualtests.com) 99

encapsulation method, which provides the synchronous framing and error detection functions of HDLC without windowing or retransmission.

Reference:

[http://www.cisco.com/c/en/us/td/docs/routers/access/800/819/software/configuration/Guide/819\\_S\\_CG/6ser\\_conf.html#78662](http://www.cisco.com/c/en/us/td/docs/routers/access/800/819/software/configuration/Guide/819_S_CG/6ser_conf.html#78662)

**QUESTION 60**

Which two fields reside in the initial CHAP challenge packet? (Choose two.)

- A. the authentication name of the challenger
- B. a random hash value generated by the device
- C. the hashed packet type ID
- D. the packet type ID in clear text

**Correct Answer:** AD

**Section:** (none)

**Explanation**



**Explanation/Reference:**

Explanation:

When a caller A dials in to an access server B, The Access server sends across the link an initial Type 1 authentication packet called a Challenge. This Challenge packet contains a randomly generated number, an ID sequence number to identify the challenge (sent in clear text) and the authentication name of the challenger.

Reference: <http://www.rhyshaden.com/ppp.htm>

**QUESTION 61**

Which statement about WAN Ethernet Services is true?

- A. Rate-limiting can be configured per EVC.
- B. Point-to-point processing and encapsulation are performed on the customer network.
- C. Ethernet multipoint services function as a multipoint-to-multipoint VLAN-based connection.
- D. UNIs can perform service multiplexing and all-in-one bundling.

**Correct Answer:** A

**Section:** (none)

**Explanation**

**Explanation/Reference:**

Explanation:

"Pass Any Exam. Any Time." - [www.actualtests.com](http://www.actualtests.com) 100

The MEF has defined a set of bandwidth profiles that can be applied at the UNI or to an EVC. A bandwidth profile is a limit on the rate at which Ethernet frames can traverse the UNI or the EVC.

Reference: <http://www.ciscopress.com/articles/article.asp?p=101367&seqNum=2>

**QUESTION 62**

DRAG DROP

Drag and drop each STP port role on the left to the matching statement on the right.

alternate port	the port whose path cost deems it closest to the root bridge
backup port	the port that sends the best BPDUs on its segment
designated port	a blocked port that receives more useful BPDUs from a different bridge
root port	a blocked port that receives more useful BPDUs from its own bridge

- A.
- B.
- C.
- D.

**Correct Answer:**

**Section: (none)**

**Explanation**

**Explanation/Reference:**

alternate port	root port
backup port	designated port
designated port	alternate port
root port	backup port

Explanation:

"Pass Any Exam. Any Time." - [www.actualtests.com](http://www.actualtests.com) 101

root port
designated port
alternate port
backup port

**QUESTION 63**  
DRAG DROP

Drag and drop the VLAN number on the left to the corresponding default VLAN name on the right.

1001	fddi-default
1002	fddinet-default
1003	trnet-default
1004	ethernet
1005	token-ring-default

- A.
- B.
- C.
- D.

**Correct Answer:**

**Section: (none)**

**Explanation**

**Explanation/Reference:**

"Pass Any Exam. Any Time." - [www.actualtests.com](http://www.actualtests.com) 102

1001	1002
1002	1004
1003	1005
1004	1001
1005	1003

Explanation:

1002
1004
1005
1001
1003

**QUESTION 64****DRAG DROP**

Drag and drop the StackWise stack master election rule on the left into the correct priority order on the right.

"Pass Any Exam. Any Time." - www.actualtests.com 103

the switch with the highest software priority	1
the switch with the lowest MAC address	2
the current stack master	3
the switch with a defined interface-level configuration	4
the switch with the highest priority value	5
the switch with the longest up time	6

- A.
- B.
- C.
- D.

**Correct Answer:**

**Section: (none)**

**Explanation**

**Explanation/Reference:**

the switch with the highest software priority

the switch with the lowest MAC address

the current stack master

the switch with a defined interface-level configuration

the switch with the highest priority value

the switch with the longest up time

the current stack master

the switch with the highest priority value

the switch with a defined interface-level configuration

the switch with the highest software priority

the switch with the longest up time

the switch with the lowest MAC address

**Explanation:**

"Pass Any Exam. Any Time." - [www.actualtests.com](http://www.actualtests.com) 104

the current stack master

the switch with the highest priority value

the switch with a defined interface-level configuration

the switch with the highest software priority

the switch with the longest up time

the switch with the lowest MAC address

#### QUESTION 65

##### DRAG DROP

Drag and drop the IGMPv2 timer on the left to its default value on the right.



Group Membership Interval	1 second
Last Member Query Interval	10 seconds
Query Interval	60 seconds
Query Response Interval	255 seconds
Other Querier Present Interval	260 seconds
Version 1 Router Present Timeout	400 seconds

"Pass Any Exam. Any Time." - [www.actualtests.com](http://www.actualtests.com) 105

- A.
- B.
- C.
- D.

**Correct Answer:**

**Section: (none)**

**Explanation**

**Explanation/Reference:**

Group Membership Interval	Last Member Query Interval
Last Member Query Interval	Query Response Interval
Query Interval	Query Interval
Query Response Interval	Other Querier Present Interval
Other Querier Present Interval	Group Membership Interval
Version 1 Router Present Timeout	Version 1 Router Present Timeout

Explanation:

Last Member Query Interval

Query Response Interval

Query Interval

Other Querier Present Interval

Group Membership Interval

Version 1 Router Present Timeout

#### QUESTION 66

##### DRAG DROP

Drag and drop the Metro Ethernet circuit on the left to the corresponding Service Type category on

"Pass Any Exam. Any Time." - [www.actualtests.com](http://www.actualtests.com) 106  
the right.

Ethernet Virtual Private Line
Ethernet Private Tree
Ethernet Private LAN
Ethernet Virtual Private LAN
Ethernet Private Line

Port Based
1
2
3
VLAN Based
1
2

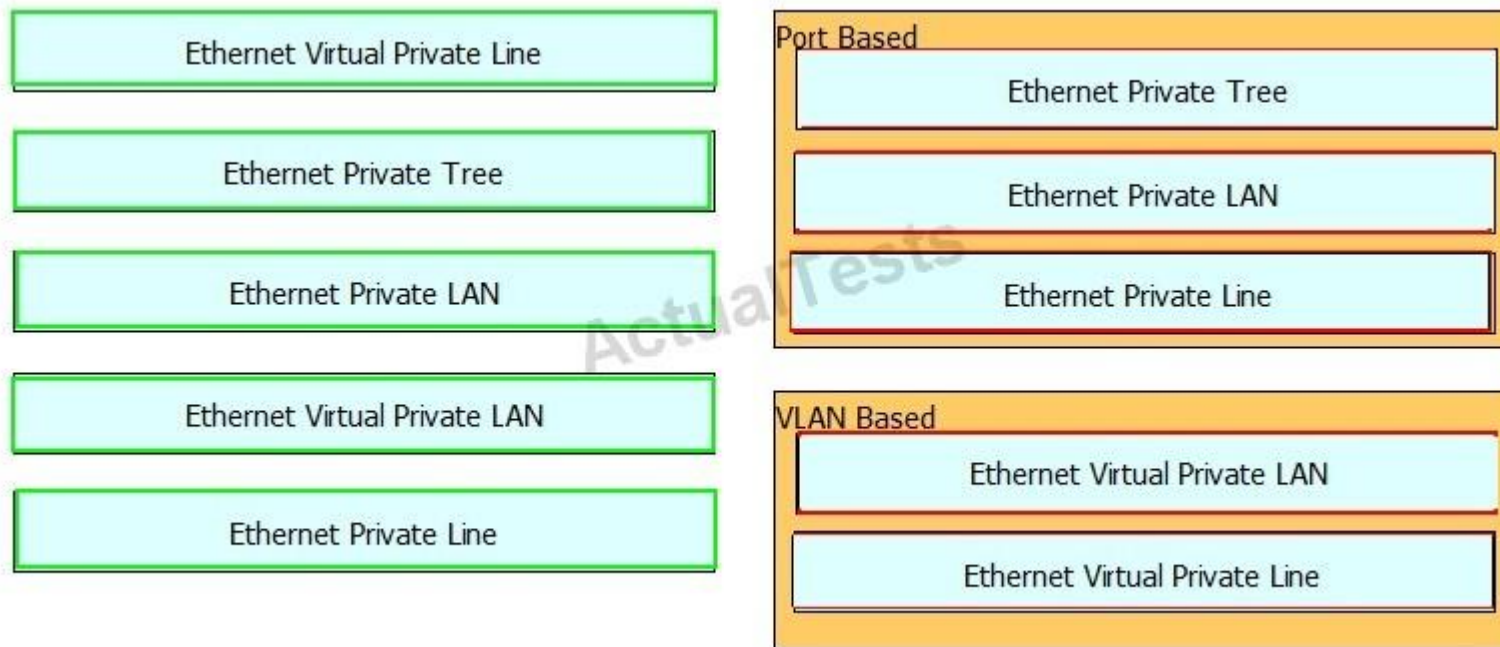
- A.
- B.
- C.
- D.

**Correct Answer:**

**Section: (none)**

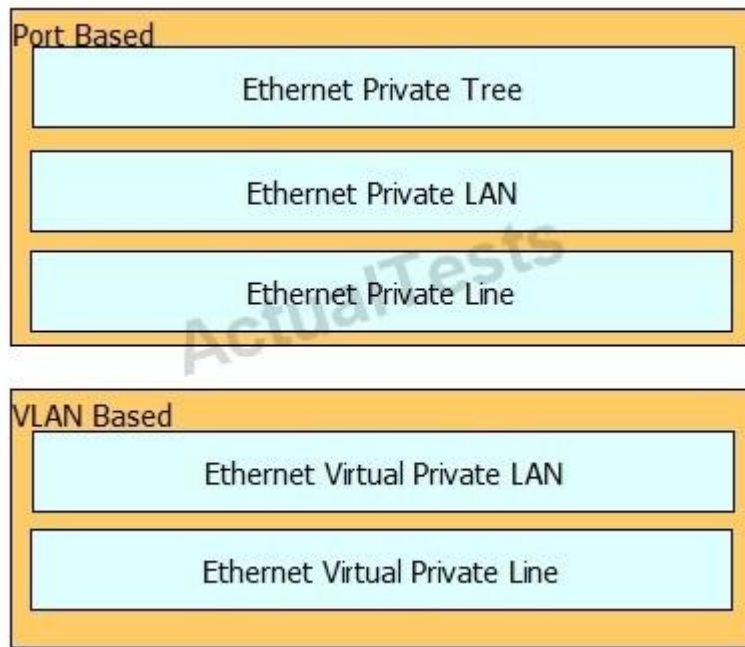
**Explanation**

**Explanation/Reference:**



Explanation:

"Pass Any Exam. Any Time." - [www.actualtests.com](http://www.actualtests.com) 107



#### QUESTION 67

You are configuring Wireshark on a Cisco Catalyst 4500E Switch with a Supervisor 8. Which three actions can you take to prevent the capture from overloading the CPU? (Choose three.)

- A. Attach the specific ports that are part of the data path.
- B. Use an in-line filter.
- C. Use an appropriate ACL.
- D. Add memory to the Supervisor.
- E. Reconfigure the buffers to accommodate the additional traffic.
- F. Configure a policy map, class map, and an access list to express the match conditions.

**Correct Answer:** ABC

**Section:** (none)

**Explanation**

**Explanation/Reference:**

Explanation:

Because packet forwarding typically occurs in hardware, packets are not copied to the CPU for software processing. For Wireshark packet capture, packets are copied and delivered to the CPU, which causes an increase in CPU usage. To avoid high CPU, do the following:

"Pass Any Exam. Any Time." - [www.actualtests.com](http://www.actualtests.com) 108

Reference: [http://www.cisco.com/c/en/us/td/docs/switches/lan/catalyst4500/15-1-2/XE\\_340/configuration/guide/config/wireshrk.pdf](http://www.cisco.com/c/en/us/td/docs/switches/lan/catalyst4500/15-1-2/XE_340/configuration/guide/config/wireshrk.pdf)

#### QUESTION 68

Which three statements about VTP version 3 are true? (Choose three.)

- A. It supports other databases in addition to VLAN.
- B. It supports VLANs up to 4095.
- C. It supports the synchronization of switch configuration templates between switches in the domain.
- D. It supports the transfer of information about private VLAN structures.
- E. It supports the transfer of PVST+ configuration information.
- F. It supports RSTP.

**Correct Answer:** ABD

**Section:** (none)

**Explanation**

**Explanation/Reference:**

Explanation:

Much work has gone into improving the usability of VTP version 3 in three major areas:

- The new version of VTP offers better administrative control over which device is allowed to update other devices' view of the VLAN topology. The chance of unintended and disruptive changes is significantly reduced, and availability is increased. The reduced risk of unintended changes will ease the change process and help speed deployment.
- Functionality for the VLAN environment has been significantly expanded. Two enhancements are most beneficial for today's networks:
  - In addition to supporting the earlier ISL VLAN range from 1 to 1001, the new version supports the whole IEEE 802.1Q VLAN range up to 4095.
  - In addition to supporting the concept of normal VLANs, VTP version 3 can transfer information regarding Private VLAN (PVLAN) structures.
- The third area of major improvement is support for databases other than VLAN (for example, MST).

Reference: [http://www.cisco.com/c/en/us/products/collateral/switches/catalyst-6500-series-switches/solution\\_guide\\_c78\\_508010.html](http://www.cisco.com/c/en/us/products/collateral/switches/catalyst-6500-series-switches/solution_guide_c78_508010.html)

#### QUESTION 69

"Pass Any Exam. Any Time." - [www.actualtests.com](http://www.actualtests.com) 109

In an STP domain, which two statements are true for a nonroot switch, when it receives a configuration BPDU from the root bridge with the TC bit set? (Choose two.)

- A. It sets the MAC table aging time to max\_age + forward\_delay time.
- B. It sets the MAC table aging time to forward\_delay time.

- C. It recalculates the STP topology upon receiving topology change notification from the root switch.
- D. It receives the topology change BPDU on both forwarding and blocking ports.

**Correct Answer:** BD

**Section:** (none)

**Explanation**

**Explanation/Reference:**

Explanation:

When the TC bit is received, every bridge is then notified and reduces the aging time to forward\_delay (15 seconds by default) for a certain period of time (max\_age + forward\_delay). It is more beneficial to reduce the aging time instead of clearing the table because currently active hosts, that effectively transmit traffic, are not cleared from the table.

Once the root is aware that there has been a topology change event in the network, it starts to send out its configuration BPDUs with the topology change (TC) bit set. These BPDUs are relayed by every bridge in the network with this bit set. As a result all bridges become aware of the topology change situation and it can reduce its aging time to forward\_delay. Bridges receive topology change BPDUs on both forwarding and blocking ports. An important point to consider here is that a TCN does not start a STP recalculation. This fear comes from the fact that TCNs are often associated with unstable STP environments; TCNs are a consequence of this, not a cause. The TCN only has an impact on the aging time. It does not change the topology nor create a loop.

Reference: <http://www.cisco.com/c/en/us/support/docs/lan-switching/spanning-tree-protocol/12013-17.html#topic1>

#### **QUESTION 70**

Which two statements about RSTP and MSTP BPDUs are true? (Choose two.)

- A. MSTP switches can detect boundary ports when they receive RSTP version 2 BPDUs.
- B. MSTP switches can detect boundary ports when they receive RSTP version 1 BPDUs.
- C. RSTP switches can process MSTP version 3 BPDUs.
- D. When all boundary switches are running RSTP, MST sends only version 0 configuration BPDUs.

**Correct Answer:** AC

**Section:** (none)

**Explanation**

**Explanation/Reference:**

"Pass Any Exam. Any Time." - [www.actualtests.com](http://www.actualtests.com) 110

Explanation:

A switch running both MSTP and RSTP supports a built-in protocol migration mechanism that enables it to interoperate with legacy 802.1D switches. If this switch receives a legacy 802.1D configuration BPDU (a BPDU with the protocol version set to 0), it sends only 802.1D BPDUs on that port. An MST switch can also detect that a port is at the boundary of a region when it receives a legacy BPDU, an MST BPDU (version 3) associated with a different region, or an RST BPDU (version 2).



Reference: [http://www.cisco.com/c/en/us/td/docs/switches/lan/catalyst2950/software/release/12-1\\_9\\_ea1/configuration/guide/scg/swmstp.html](http://www.cisco.com/c/en/us/td/docs/switches/lan/catalyst2950/software/release/12-1_9_ea1/configuration/guide/scg/swmstp.html)

#### QUESTION 71

Which three options are sources from which a SPAN session can copy traffic? (Choose three.)

- A. ports
- B. EtherChannels
- C. VLANs
- D. subnets
- E. primary IP addresses
- F. secondary IP addresses

**Correct Answer:** ABC

**Section:** (none)

**Explanation**

**Explanation/Reference:**

Explanation:

The interfaces from which traffic can be monitored are called SPAN sources. Sources designate the traffic to monitor and whether to copy ingress, egress, or both directions of traffic. SPAN sources include the following:

Ethernet ports

.

Port channels

.

The inband interface to the control plane CPU -- You can monitor the inband interface only from the default VDC. Inband traffic from all VDCs is monitored.

.

VLANs -- When a VLAN is specified as a SPAN source, all supported interfaces in the VLAN are SPAN sources.  
"Pass Any Exam. Any Time." - www.actualtests.com 111

Remote SPAN (RSPAN) VLANs

Fabric port channels connected to the Cisco Nexus 2000 Series Fabric Extender

Satellite ports and host interface port channels on the Cisco Nexus 2000 Series Fabric Extender -- These interfaces are supported in Layer 2 access mode, Layer 2 trunk mode, and Layer 3 mode.

Reference: [http://www.cisco.com/c/en/us/td/docs/switches/datacenter/sw/5\\_x/nx-os/system\\_management/configuration/guide/sm\\_nx\\_os\\_cg/sm\\_14span.html#wp1239492](http://www.cisco.com/c/en/us/td/docs/switches/datacenter/sw/5_x/nx-os/system_management/configuration/guide/sm_nx_os_cg/sm_14span.html#wp1239492)

### QUESTION 72

Which three capabilities are provided by MLD snooping? (Choose three.)

- A. dynamic port learning
- B. IPv6 multicast router discovery
- C. user-configured ports age out automatically
- D. a 5-minute aging timer
- E. flooding control packets to the egress VLAN
- F. a 60-second aging timer

**Correct Answer:** ABD

**Section:** (none)

**Explanation**

**Explanation/Reference:**

Explanation:

Like IGMP snooping, MLD snooping performs multicast router discovery, with these characteristics:

- Ports configured by a user never age out.
- Dynamic port learning results from MLDv1 snooping queries and IPv6 PIMv2 packets.
- If there are multiple routers on the same Layer 2 interface, MLD snooping tracks a single multicast router on the port (the router that most recently sent a router control packet).
- Dynamic multicast router port aging is based on a default timer of 5 minutes; the multicast router is deleted from the router port list if no control packet is received on the port for 5 minutes.
- IPv6 multicast router discovery only takes place when MLD snooping is enabled on the switch.

Reference: [https://www.cisco.com/c/en/us/td/docs/switches/lan/catalyst3750/software/release/12-2\\_55\\_se/configuration/guide/scg3750/swv6mld.pdf](https://www.cisco.com/c/en/us/td/docs/switches/lan/catalyst3750/software/release/12-2_55_se/configuration/guide/scg3750/swv6mld.pdf)

### QUESTION 73

"Pass Any Exam. Any Time." - www.actualtests.com 112  
Refer to the exhibit.

```
Interface Serial0/1
  ppp multilink
  multilink-group 2
  ppp multilink interleave
  ppp multilink multiclass
```

Which two statements about the implementation are true? (Choose two.)

- A. The PPP multilink protocol header is omitted on delay-sensitive packets.
- B. The maximum number of fragments is 1.
- C. Small real-time packets are multilink-encapsulated.
- D. A transmit queue is provided for smaller packets.

**Correct Answer:** AD

**Section:** (none)

**Explanation**

**Explanation/Reference:**

Explanation:

Previous implementations of Cisco IOS Multilink PPP (MLP) include support for Link Fragmentation Interleaving (LFI). This feature allows the delivery of delay-sensitive packets, such as the packets of a Voice call, to be expedited by omitting the PPP Multilink Protocol header and sending the packets as raw PPP packets in between the fragments of larger data packets. This feature works well on bundles consisting of a single link. However, when the bundle contains multiple links there is no way to keep the interleaved packets in sequence with respect to each other.

The Multiclass Multilink PPP (MCMP) feature in Cisco IOS Release 12.2(13)T addresses the limitations of MLP LFI on bundles containing multiple links by introducing multiple data classes. With multiclass multilink PPP interleaving, large packets can be multilink-encapsulated and fragmented into smaller packets to satisfy the delay requirements of real-time voice traffic; small real-time packets, which are not multilink encapsulated, are transmitted between fragments of the large packets. The interleaving feature also provides a special transmit queue for the smaller, delay-sensitive packets, enabling them to be transmitted earlier than other flows. Interleaving provides the delay bounds for delay-sensitive voice packets on a slow link that is used for other best-effort traffic.

References:

[http://www.cisco.com/c/en/us/td/docs/ios/dial/configuration/guide/12\\_4t/dia\\_12\\_4t\\_book/dia\\_multiclass\\_link\\_ppp.pdf](http://www.cisco.com/c/en/us/td/docs/ios/dial/configuration/guide/12_4t/dia_12_4t_book/dia_multiclass_link_ppp.pdf)

[http://www.cisco.com/c/en/us/td/docs/routers/access/500/520/software/configuration/guide/520\\_S](http://www.cisco.com/c/en/us/td/docs/routers/access/500/520/software/configuration/guide/520_S)

"Pass Any Exam. Any Time." - www.actualtests.com 113  
CG\_Book/520scg\_concepts.html

**QUESTION 74**

Which two statements are characteristics of Ethernet private LAN circuits? (Choose two.)

- A. They support communication between two or more customer endpoints.
- B. They utilize more than one bridge domain.
- C. They support point-to-multipoint EVC.
- D. They support multipoint-to-multipoint EVC.

**Correct Answer:** AD

**Section:** (none)

**Explanation**

**Explanation/Reference:**

Explanation:

An Ethernet Private LAN (EPLAN) is a multipoint-to-multipoint EVC. EPLAN is an EVC that supports communication between two or more UNIs. In EPLAN, only one EVC can exist on a port and the port can have only one EFP.

Reference:

[https://www.cisco.com/c/en/us/td/docs/optical/cpt/r9\\_3/configuration/guide/cpt93\\_configuration/cpt\\_93\\_configuration\\_chapter\\_0100.pdf](https://www.cisco.com/c/en/us/td/docs/optical/cpt/r9_3/configuration/guide/cpt93_configuration/cpt_93_configuration_chapter_0100.pdf)

**QUESTION 75**

Which two statements about Inverse ARP are true? (Choose two.)

- A. It uses the same operation code as ARP.
- B. It uses the same packet format as ARP.
- C. It uses ARP stuffing.
- D. It supports static mapping.
- E. It translates Layer 2 addresses to Layer 3 addresses.
- F. It translates Layer 3 addresses to Layer 2 addresses.

**Correct Answer:** BE

**Section:** (none)

**Explanation**

**Explanation/Reference:**

Explanation:

Inverse Address Resolution Protocol (Inverse ARP or InARP) is used to obtain Network Layer

"Pass Any Exam. Any Time." - [www.actualtests.com](http://www.actualtests.com) 114

addresses (for example, IP addresses) of other nodes from Data Link Layer (Layer 2) addresses. It is primarily used in Frame Relay (DLCI) and ATM networks, in which Layer 2 addresses of virtual circuits are sometimes obtained from Layer 2 signaling, and the corresponding Layer 3 addresses must be available before those virtual circuits can be used.

Since ARP translates Layer 3 addresses to Layer 2 addresses, InARP may be described as its inverse. In addition, InARP is implemented as a protocol extension to ARP: it uses the same packet format as ARP, but different operation codes.

Reference: [http://en.wikipedia.org/wiki/Address\\_Resolution\\_Protocol](http://en.wikipedia.org/wiki/Address_Resolution_Protocol)

### Topic 3, Layer 3 Technologies

#### QUESTION 76

Refer to the exhibit.

```
R1#show ip mroute 232.1.1.1
IP Multicast Routing Table
Flags: D - Dense, S - Sparse, B - Bidir Group, s - SSM Group, C - Connected,
       L - Local, P - Pruned, R - RP-bit set, F - Register flag,
       T - SPT-bit set, J - Join SPT, M - MSDP created entry,
       X - Proxy Join Timer Running, A - Candidate for MSDP Advertisement,
       U - URD, I - Received Source Specific Host Report,
       Z - Multicast Tunnel, z - MDT-data group sender,
       Y - Joined MDT-data group, y - Sending to MDT-data group
Outgoing interface flags: H - Hardware switched, A - Assert winner
Timers: Uptime/Expires
Interface state: Interface, Next-Hop or VCD, State/Mode

(10.1.4.7, 232.1.1.1), 00:17:24/00:02:53, flags: sTI
  Incoming interface: Ethernet1/0, RPF nbr 10.1.5.6*
  Outgoing interface list:
    Loopback0, Forward/Sparse, 00:14:42/00:01:21
```

What is the meaning of the asterisk (\*) in the output?

- A. PIM neighbor 10.1.5.6 is the RPF neighbor for the group 232.1.1.1 for the shared tree.
- B. PIM neighbor 10.1.5.6 is the one that is seen as the RPF neighbor when performing the command show ip rpf 10.1.4.7.
- C. PIM neighbor 10.1.5.6 is the winner of an assert mechanism.
- D. The RPF neighbor 10.1.5.6 is invalid.

**Correct Answer:** C

**Section:** (none)

**Explanation**

**Explanation/Reference:**

Explanation:

"Pass Any Exam. Any Time." - [www.actualtests.com](http://www.actualtests.com) 115  
show ip mroute Field Descriptions

Field  
Description

RPF neighbor or RPF nbr

IP address of the upstream router to the source. Tunneling indicates that this router is sending data to the RP encapsulated in register packets.

The hexadecimal number in parentheses indicates to which RP it is registering. Each bit indicates a different RP if multiple RPs per group are used. If an asterisk (\*) appears after the IP address in this field, the RPF neighbor has been learned through an assert.

Reference:

[http://www.cisco.com/c/en/us/td/docs/ios/12\\_2/ipmulti/command/reference/fiprmc\\_r/1rfmult3.html](http://www.cisco.com/c/en/us/td/docs/ios/12_2/ipmulti/command/reference/fiprmc_r/1rfmult3.html)

#### QUESTION 77

Refer to the exhibit.

```
Router#show ip pim tunnel
Tunnel0
  Type   : PIM Encap
  RP     : 10.1.100.2*
  Source : 10.1.100.2
Tunnel1*
  Type   : PIM Decap
  RP     : 10.1.100.2*
  Source : -
```

What is the role of this multicast router?

- A. a first-hop PIM router
- B. a last-hop PIM router
- C. a PIM rendezvous point

D. a PIM inter-AS router  
"Pass Any Exam. Any Time." - www.actualtests.com 116

**Correct Answer:** C

**Section:** (none)

**Explanation**

**Explanation/Reference:**

Explanation:

The following is sample output from the show ip pim tunnel taken from an RP. The output is used to verify the PIM Encap and Decap Tunnel on the RP:  
Switch# show ip pim tunnel

```
Tunnel0
Type : PIM Encap
RP : 70.70.70.1*
SourcE. 70.70.70.1
Tunnel1*
Type : PIM Decap
RP : 70.70.70.1*
SourcE. -R2#
```

The asterisk (\*) indicates that the router is the RP. The RP will always have a PIM Encap and Decap Tunnel interface.

Reference:

[http://www.cisco.com/c/en/us/td/docs/switches/lan/catalyst3650/software/release/3se/multicast/command\\_reference/b\\_mc\\_3se\\_3650\\_cr/b\\_mc\\_3se\\_3650\\_cr\\_chapter\\_010.html#wp1286920037](http://www.cisco.com/c/en/us/td/docs/switches/lan/catalyst3650/software/release/3se/multicast/command_reference/b_mc_3se_3650_cr/b_mc_3se_3650_cr_chapter_010.html#wp1286920037)

#### **QUESTION 78**

Refer to the exhibit.

"Pass Any Exam. Any Time." - www.actualtests.com 117

```
interface Ethernet0/1
 ip address 110.100.1.4 255.255.255.0
 !
router ospf 100
 router-id 4.4.4.4
 redistribute static metric-type 1 subnets tag 704
 network 110.110.0.0 0.0.255.255 area 110
 !
ip route 192.168.10.0 255.255.255.0 Ethernet0/1 110.100.1.1
 !
```

External LSA:

OSPF Router with ID (4.4.4.4) (Process ID 100)

Type-5 AS External Link States

LS age: 101  
Options: (No TOS-capability, DC, Upward)  
LS Type: AS External Link  
Link State ID: 192.168.10.0 (External Network Number )  
Advertising Router: 4.4.4.4  
LS Seq Number: 80000084  
Checksum: 0x74E2  
Length: 36  
Network Mask: /24  
Metric Type: 1 (Comparable directly to link state metric)  
MTID: 0  
Metric: 20  
Forward Address: 0.0.0.0  
External Route Tag: 704

Which option explains why the forwarding address is set to 0.0.0.0 instead of 110.100.1.1?

- A. The interface Ethernet0/1 is in down state.
- B. The next-hop ip address 110.100.1.1 is not directly attached to the redistributing router.
- C. The next-hop interface (Ethernet0/1) is specified as part of the static route command; therefore, the forwarding address is always set to 0.0.0.0.



D. OSPF is not enabled on the interface Ethernet0/1.

**Correct Answer:** D

**Section:** (none)

**Explanation**

**Explanation/Reference:**

Explanation:

From the output of the "show ip ospf database" command (although this command is not shown) we can conclude this is an ASBR (with Advertising Router is itself) and E0/1 is the ASBR's next hop interface for other routers to reach network 192.168.10.0.

The Forwarding Address is determined by these conditions:

\* The forwarding address is set to 0.0.0.0 if the ASBR redistributes routes and OSPF is not enabled on the next hop interface for those routes.

"Pass Any Exam. Any Time." - www.actualtests.com 118

\* These conditions set the forwarding address field to a non-zero address:

- + OSPF is enabled on the ASBR's next hop interface AND
- + ASBR's next hop interface is non-passive under OSPF AND
- + ASBR's next hop interface is not point-to-point AND
- + ASBR's next hop interface is not point-to-multipoint AND
- + ASBR's next hop interface address falls under the network range specified in the router ospf command.

\* Any other conditions besides these set the forwarding address to 0.0.0.0.

-> We can see E0/1 interface is not running OSPF because it does not belong to network 110.110.0.0 0.0.255.255 which is declared under OSPF process -> F.A address is set to 0.0.0.0.

Reference: <http://www.cisco.com/c/en/us/support/docs/ip/open-shortest-path-first-ospf/13682-10.html>

### QUESTION 79

Refer to the exhibit.

```
Hub2#sh ip eigrp neighbors
EIGRP-IPv4 Neighbors for AS(123)
H   Address          Interface    Hold Uptime    SRTT   RTO  Q  Seq
                   (sec)          (ms)                Cnt Num
0   192.168.0.2       Et0/3       11 01:49:56     1   3000  0   1
Hub2#sh ip ospf neighbor

Neighbor ID    Pri   State           Dead Time   Address        Interface
192.168.0.2    1     FULL/DR         00:00:31   192.168.0.2   Ethernet0/3
```

You have configured two routing protocols across this point-to-point link. How many BFD sessions will be established across this link?

- A. three per interface
- B. one per multicast address
- C. one per routing protocol
- D. one per interface

**Correct Answer:** D

**Section:** (none)

**Explanation**

**Explanation/Reference:**

Explanation:

Cisco devices will use one Bidirectional Forwarding Detection (BFD) session for multiple client protocols in the Cisco implementation of BFD for Cisco IOS Releases 12.2(18)SXE, 12.0(31)S, and 12.4(4)T. For example, if a network is running OSPF and EIGRP across the same link to the

"Pass Any Exam. Any Time." - [www.actualtests.com](http://www.actualtests.com) 119

same peer, only one BFD session will be established, and BFD will share session information with both routing protocols.

Reference: [http://www.cisco.com/c/en/us/td/docs/ios/12\\_0s/feature/guide/fs\\_bfd.html#wp1053749](http://www.cisco.com/c/en/us/td/docs/ios/12_0s/feature/guide/fs_bfd.html#wp1053749)

#### QUESTION 80

Refer to the exhibit.

```
R1#show ipv6 route

C   2001:DB8::/64 [0/0]
    via Ethernet0/0, directly connected
L   2001:DB8::1/128 [0/0]
    via Ethernet0/0, receive
```

Which statement is true?

- A. 2001:DB8::1/128 is a local host route, and it can be redistributed into a dynamic routing protocol.
- B. 2001:DB8::1/128 is a local host route, and it cannot be redistributed into a dynamic routing protocol.
- C. 2001:DB8::1/128 is a local host route that was created because ipv6 unicast-routing is not enabled on this router.
- D. 2001:DB8::1/128 is a route that was put in the IPv6 routing table because one of this router's loopback interfaces has the IPv6 address

2001:DB8::1/128.

**Correct Answer:** B

**Section:** (none)

**Explanation**

**Explanation/Reference:**

Explanation:

The local routes have the administrative distance of 0. This is the same administrative distance as connected routes. However, when you configure redistributed connected under any routing process, the connected routes are redistributed, but the local routes are not. This behavior allows the networks to not require a large number of host routes, because the networks of the interfaces are advertised with their proper masks. These host routes are only needed on the router that owns the IP address in order to process packets destined to that IP address.

It is normal for local host routes to be listed in the IPv4 and IPv6 routing table for IP addresses of the router's interfaces. Their purpose is to create a corresponding CEF entry as a receive entry so

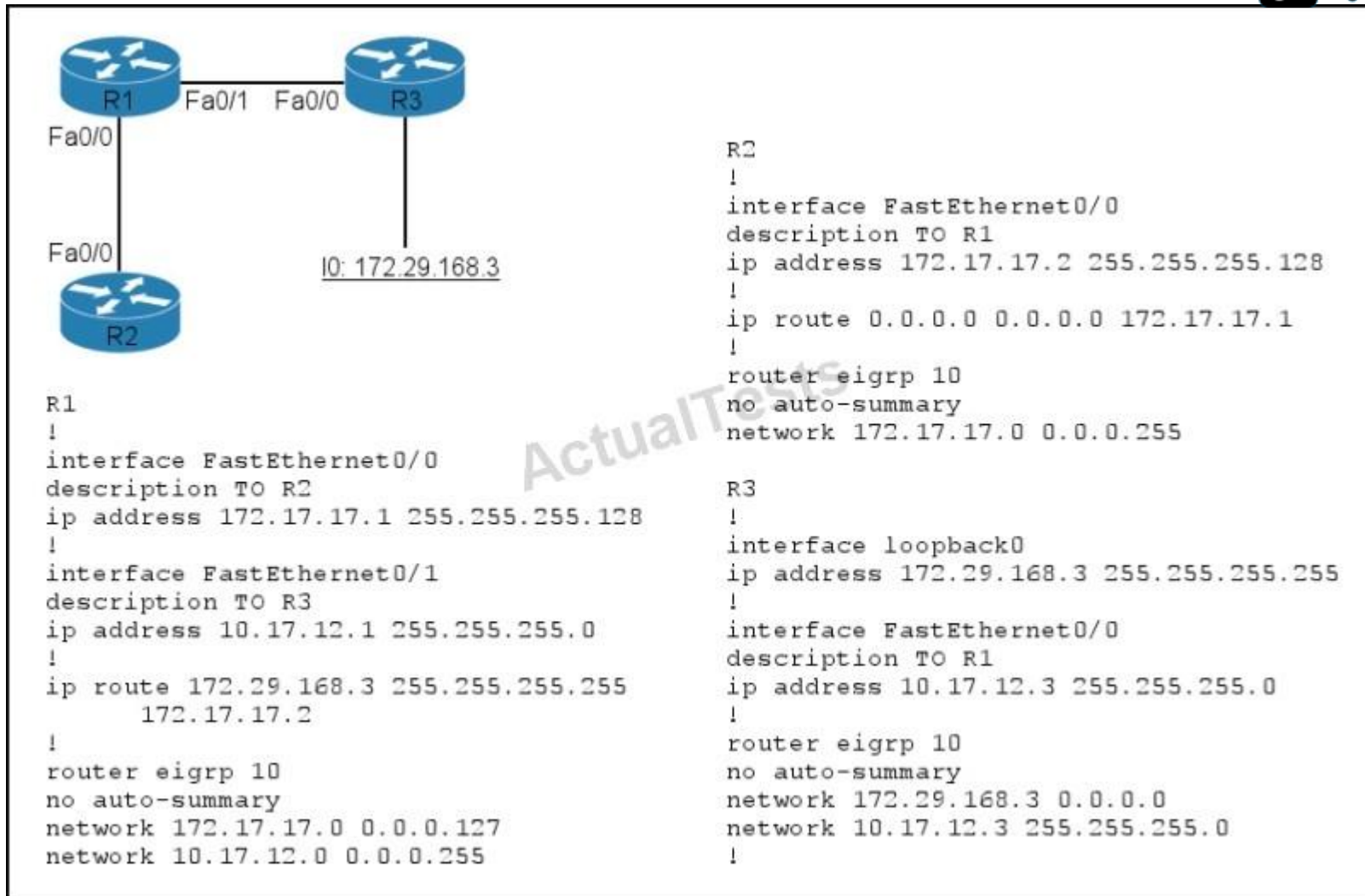
"Pass Any Exam. Any Time." - [www.actualtests.com](http://www.actualtests.com) 120

that the packets destined to this IP address can be processed by the router itself. These routes cannot be redistributed into any routing protocol.

Reference: <http://www.cisco.com/c/en/us/support/docs/ip/ip-routing/116264-technote-ios-00.html>

#### **QUESTION 81**

Refer to the exhibit.



Routers R1, R2, and R3 are configured as shown, and traffic from R2 fails to reach 172.29.168.3.

Which action can you take to correct the problem?

- A. Correct the static route on R1.
- B. Correct the default route on R2.

C. Edit the EIGRP configuration of R3 to enable auto-summary.

D. Correct the network statement for 172.29.168.3 on R3.

**Correct Answer:** A

**Section:** (none)

**Explanation**

**Explanation/Reference:**

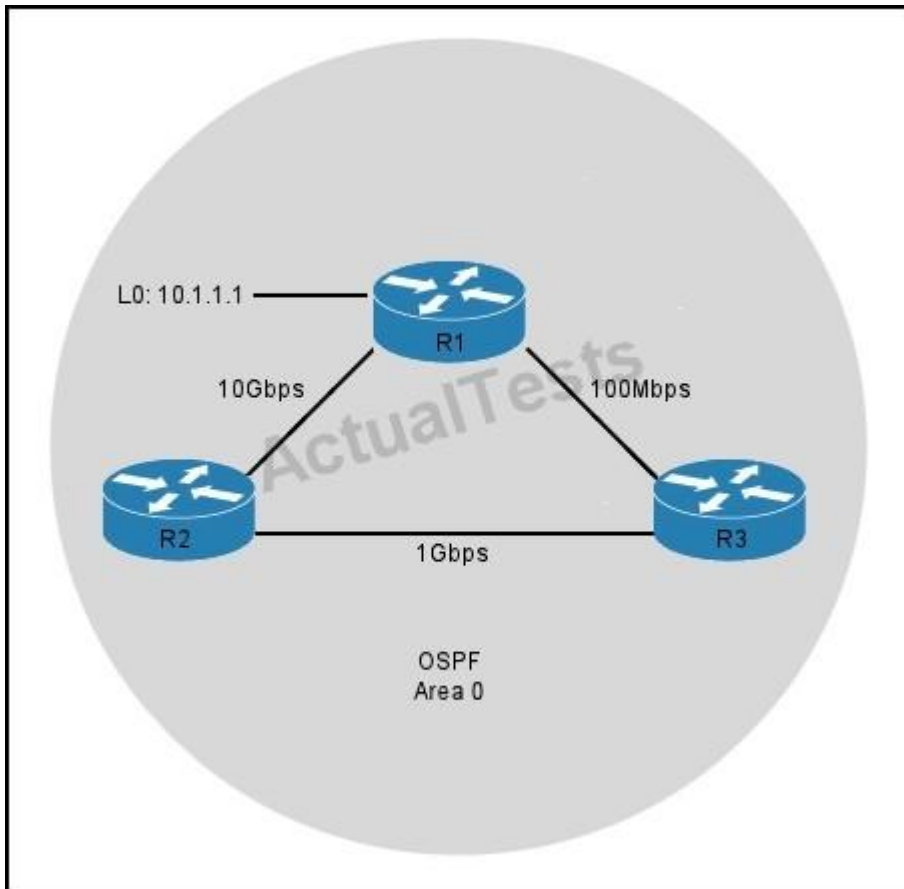
Explanation:

On R1 we see there is a wrongly configured static route: ip route 172.29.168.3 255.255.255.255 172.17.17.2. It should be ip route 172.29.168.3 255.255.255.255 10.17.12.3.

"Pass Any Exam. Any Time." - [www.actualtests.com](http://www.actualtests.com) 121

#### **QUESTION 82**

Refer to the exhibit.



R3 prefers the path through R1 to reach host 10.1.1.1.

Which option describes the reason for this behavior?

- A. The OSPF reference bandwidth is too small to account for the higher speed links through R2.
- B. The default OSPF cost through R1 is less than the cost through R2.
- C. The default OSPF cost through R1 is more than the cost through R2.
- D. The link between R2 and R1 is congested.

"Pass Any Exam. Any Time." - [www.actualtests.com](http://www.actualtests.com) 122

**Correct Answer: A**

**Section: (none)**

**Explanation**

**Explanation/Reference:**

Explanation:

The default formula to calculate OSPF bandwidth is  $BW = \text{Bandwidth Reference} / \text{interface bandwidth [bps]} = 10^8 / \text{interface bandwidth [bps]}$

BW of the R1-R3 link =  $10^8 / 100\text{Mbps} = 10^8 / 10^8 = 1$

BW of the R2-R3 link =  $10^8 / 1\text{Gbps} = 10^8 / 10^9 = 1$  (round up)

Therefore OSPF considers the two above links have the same Bandwidth -> R3 will go to 10.1.1.1 via the R1-R3 link. The solution here is to increase the Bandwidth Reference to a higher value using the "auto-cost reference-bandwidth" command under OSPF router mode. For example:

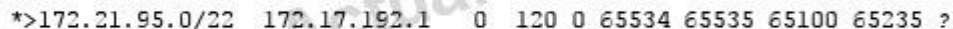
Router(config)#router ospf 1

Router(config-router)#auto-cost reference-bandwidth 10000

This will increase the reference bandwidth to 10000 Mbps which increases the BW of the R2-R3 link to  $10^{10} / 10^8 = 100$ .

### QUESTION 83

Refer to the exhibit.



For which reason could a BGP-speaking device in autonomous system 65534 be prevented from installing the given route in its BGP table?

- A. The AS number of the BGP is specified in the given AS\_PATH.
- B. The origin of the given route is unknown.
- C. BGP is designed only for publicly routed addresses.
- D. The AS\_PATH for the specified prefix exceeds the maximum number of ASs allowed.
- E. BGP does not allow the AS number 65535.

**Correct Answer: A**

**Section: (none)**

**Explanation**

**Explanation/Reference:**

Explanation:

BGP is considered to be a 'Path Vector' routing protocol rather than a distance vector routing protocol since it utilises a list of AS numbers to describe the path that a packet should take. This list is called the AS\_PATH. Loops are prevented because if a BGP speaking router sees its own AS in the AS\_PATH of a route it rejects the route.

"Pass Any Exam. Any Time." - www.actualtests.com 123

#### QUESTION 84

Which statement about the feasibility condition in EIGRP is true?

- A. The prefix is reachable via an EIGRP peer that is in the routing domain of the router.
- B. The EIGRP peer that advertises the prefix to the router has multiple paths to the destination.
- C. The EIGRP peer that advertises the prefix to the router is closer to the destination than the router.
- D. The EIGRP peer that advertises the prefix cannot be used as a next hop to reach the destination.

**Correct Answer: C**

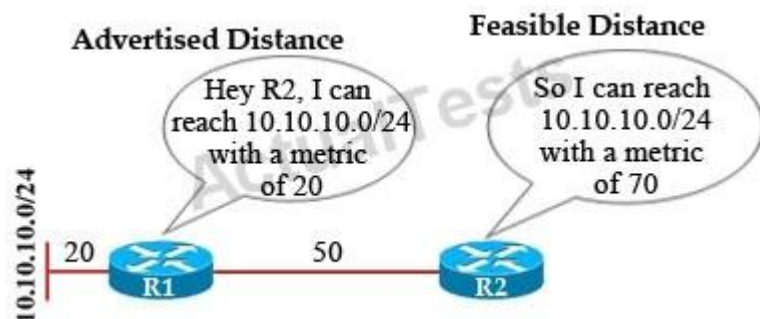
**Section: (none)**

**Explanation**

**Explanation/Reference:**

Explanation:

The advertised metric from an EIGRP neighbor (peer) to the local router is called Advertised Distance (or reported distance) while the metric from the local router to that network is called Feasible Distance. For example, R1 advertises network 10.10.10.0/24 with a metric of 20 to R2. For R2, this is the advertised distance. R2 calculates the feasible distance by adding the metric from the advertised router (R1) to itself. So in this case the feasible distance to network 10.10.10.0/24 is  $20 + 50 = 70$ .



Before a router can be considered a feasible successor, it must pass the feasibility condition rule. In short, the feasibility condition says that if we learn about a prefix from a neighbor, the advertised distance from that neighbor to the destination must be lower than our feasible distance to that same destination.

Therefore we see the Advertised Distance always smaller than the Feasible Distance to satisfy the feasibility condition.

"Pass Any Exam. Any Time." - www.actualtests.com 124

#### QUESTION 85

Which two statements about the function of the stub feature in EIGRP are true? (Choose two.)



- A. It stops the stub router from sending queries to peers.
- B. It stops the hub router from sending queries to the stub router.
- C. It stops the stub router from propagating dynamically learned EIGRP prefixes to the hub routers.
- D. It stops the hub router from propagating dynamically learned EIGRP prefixes to the stub routers.

**Correct Answer:** BC

**Section:** (none)

**Explanation**

**Explanation/Reference:**

Explanation:

When using the EIGRP Stub Routing feature, you need to configure the distribution and remote routers to use EIGRP, and to configure only the remote router as a stub. Only specified routes are propagated from the remote (stub) router. The router responds to queries for summaries, connected routes, redistributed static routes, external routes, and internal routes with the message "inaccessible." A router that is configured as a stub will send a special peer information packet to all neighboring routers to report its status as a stub router.

Without the stub feature, even after the routes that are sent from the distribution router to the remote router have been filtered or summarized, a problem might occur. If a route is lost somewhere in the corporate network, EIGRP could send a query to the distribution router, which in turn will send a query to the remote router even if routes are being summarized. If there is a problem communicating over the WAN link between the distribution router and the remote router, an EIGRP stuck in active (SIA) condition could occur and cause instability elsewhere in the network. The EIGRP Stub Routing feature allows a network administrator to prevent queries from being sent to the remote router.

Reference: [http://www.cisco.com/c/en/us/td/docs/ios/12\\_0s/feature/guide/eigrpstb.html](http://www.cisco.com/c/en/us/td/docs/ios/12_0s/feature/guide/eigrpstb.html)

#### **QUESTION 86**

In which type of EIGRP configuration is EIGRP IPv6 VRF-Lite available?

- A. stub  
"Pass Any Exam. Any Time." - [www.actualtests.com](http://www.actualtests.com) 125
- B. named mode
- C. classic mode
- D. passive

**Correct Answer:** B

**Section:** (none)

**Explanation**

**Explanation/Reference:**

Explanation:

The EIGRP IPv6 VRF Lite feature provides EIGRP IPv6 support for multiple VRFs. EIGRP for IPv6 can operate in the context of a VRF. The EIGRP IPv6 VRF Lite feature provides separation between routing and forwarding, providing an additional level of security because no communication between devices belonging to different VRFs is allowed unless it is explicitly configured. The EIGRP IPv6 VRF Lite feature simplifies the management and troubleshooting of traffic belonging to a specific VRF.

The EIGRP IPv6 VRF Lite feature is available only in EIGRP named configurations.

Reference: <http://www.cisco.com/c/en/us/td/docs/ios-xml/ios/ipv6/configuration/15-2mt/ipv6-15-2mt-book/ip6-eigrp.html#GUID-92B4FF4F-2B68-41B0-93C8-AAA4F0EC1B1B>

#### **QUESTION 87**

Two routers are trying to establish an OSPFv3 adjacency over an Ethernet link, but the adjacency is not forming. Which two options are possible reasons that prevent OSPFv3 to form between these two routers? (Choose two.)

- A. mismatch of subnet masks
- B. mismatch of network types
- C. mismatch of authentication types
- D. mismatch of instance IDs
- E. mismatch of area types

**Correct Answer:** DE

**Section:** (none)

**Explanation**

**Explanation/Reference:**

Explanation:

An OSPFv3 interface must have a compatible configuration with a remote interface before the two can be considered neighbors. The two OSPFv3 interfaces must match the following criteria:

Hello interval

.

Dead interval

.

"Pass Any Exam. Any Time." - [www.actualtests.com](http://www.actualtests.com) 126

Area ID

Optional capabilities

The OSPFv3 header includes an instance ID field to identify that OSPFv3 packet for a particular OSPFv3 instance. You can assign the OSPFv3 instance. The interface drops all OSPFv3 packets that do not have a matching OSPFv3 instance ID in the packet header.

Reference: [http://www.cisco.com/c/en/us/td/docs/switches/datacenter/sw/5\\_x/nx-os/unicast/configuration/guide/l3\\_cli\\_nxos/l3\\_ospfv3.html](http://www.cisco.com/c/en/us/td/docs/switches/datacenter/sw/5_x/nx-os/unicast/configuration/guide/l3_cli_nxos/l3_ospfv3.html)

### QUESTION 88

Like OSPFv2, OSPFv3 supports virtual links. Which two statements are true about the IPv6 address of a virtual neighbor? (Choose two.)

- A. It is the link-local address, and it is discovered by examining the hello packets received from the virtual neighbor.
- B. It is the link-local address, and it is discovered by examining link LSA received by the virtual neighbor.
- C. It is the global scope address, and it is discovered by examining the router LSAs received by the virtual neighbor.
- D. Only prefixes with the LA-bit not set can be used as a virtual neighbor address.
- E. It is the global scope address, and it is discovered by examining the intra-area-prefix-LSAs received by the virtual neighbor.
- F. Only prefixes with the LA-bit set can be used as a virtual neighbor address.

**Correct Answer:** EF

**Section:** (none)

**Explanation**

**Explanation/Reference:**

Explanation:

OSPF for IPv6 assumes that each router has been assigned link-local unicast addresses on each of the router's attached physical links. On all OSPF interfaces except virtual links, OSPF packets are sent using the interface's associated link-local unicast address as the source address. A router learns the link-local addresses of all other routers attached to its links and uses these addresses as next-hop information during packet forwarding. On virtual links, a global scope IPv6 address **MUST** be used as the source address for OSPF protocol packets. The collection of intra-area-prefix-LSAs originated by the virtual neighbor is examined, with the virtual neighbor's IP address being set to the first prefix encountered with the LA-bit set.

Reference: <https://tools.ietf.org/html/rfc5340>

"Pass Any Exam. Any Time." - [www.actualtests.com](http://www.actualtests.com) 127

### QUESTION 89

Which field is specific to the OSPFv3 packet header, as opposed to the OSPFv2 packet header?

- A. checksum

- B. router ID
- C. AuType
- D. instance ID

**Correct Answer:** D

**Section:** (none)

**Explanation**

**Explanation/Reference:**

Explanation:

In OSPFv3, Instance ID is a new field that is used to have multiple OSPF process' instance per link. By default it is 0 and for any additional instance it is increased, instance ID has local link significance only. OSPFv3 routers will only become neighbors if the instanceIDs match. It is thus possible to have multiple routers on a broadcast domain and all run OspfV3 but not all of them becoming neighbors.

Reference: <https://supportforums.cisco.com/document/97766/comparing-ospfv3-ospfv2-routing-protocol>

#### **QUESTION 90**

Which two functions are performed by the DR in OSPF? (Choose two.)

- A. The DR originates the network LSA on behalf of the network.
- B. The DR is responsible for the flooding throughout one OSPF area.
- C. The DR forms adjacencies with all other OSPF routers on the network, in order to synchronize the LSDB across the adjacencies.
- D. The DR is responsible for originating the type 4 LSAs into one area.

**Correct Answer:** AC

**Section:** (none)

**Explanation**

**Explanation/Reference:**

Explanation:

The DR originates the network LSA (LSA Type 2) which lists all the routers on the segment it is adjacent to -> A is correct.

Types 2 are ooded within its area only; does not cross ABR -> B is incorrect. The broadcast and non-broadcast network types elect a DR/BDR. They form adjacencies to all

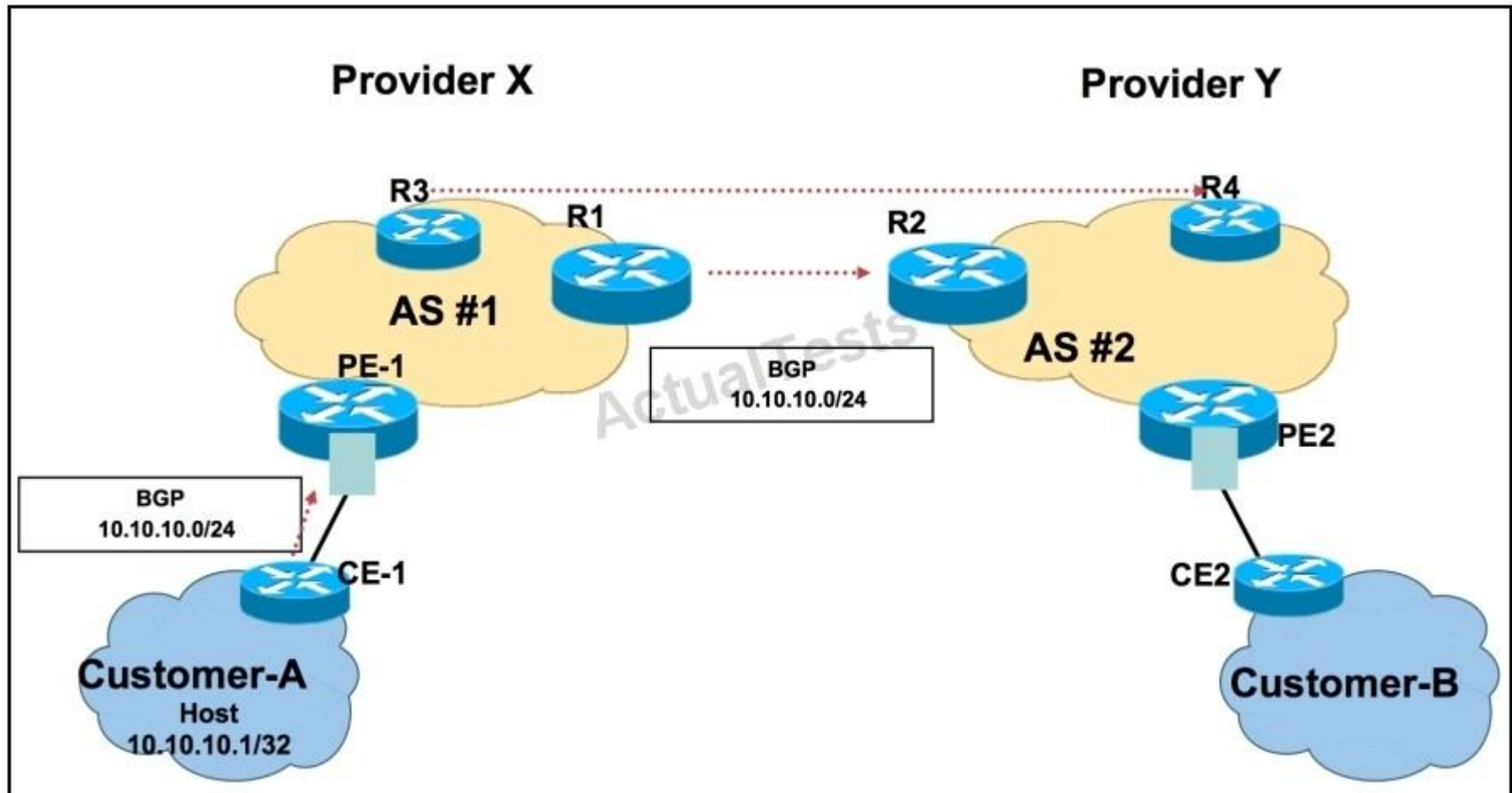
"Pass Any Exam. Any Time." - [www.actualtests.com](http://www.actualtests.com) 128

other OSPF routers on the network and help synchronize the Link State Database (LSDB) across the adjacencies -> C is correct.

LSAs Type 4 are originated by the ABR to describe an ASBR to routers in other areas so that routers in other areas know how to get to external routes through that ASBR -> D is incorrect.

#### **QUESTION 91**

Refer to the exhibit.



AS #1 and AS #2 have multiple EBGP connections with each other. AS #1 wants all return traffic that is destined to the prefix 10.10.10.1/32 to enter through the router R1 from AS #2. In order to achieve this routing policy, the AS #1 advertises a lower MED from R1, compared to a higher MED from R3, to their respective BGP neighbor for the prefix 10.10.10.0/24. Will this measure guarantee that the routing policy is always in effect?

- A. Yes, because MED plays a deterministic role in return traffic engineering in BGP.
- B. Yes, because a lower MED forces BGP best-path route selection in AS #2 to choose R1 as the best path for 10.10.10.0/24.
- C. Yes, because a lower MED in AS #2 is the highest BGP attribute in BGP best-path route selection.

- D. No, AS #2 can choose to alter the weight attribute in R2 for BGP neighbor R1, and this weight value is cascaded across AS #2 for BGP best-path route selection.
- E. No, AS #2 can choose to alter the local preference attribute to overwrite the best-path route selection over the lower MED advertisement from AS #1. This local preference attribute is cascaded across AS #2 for the BGP best-path route selection.
- "Pass Any Exam. Any Time." - [www.actualtests.com](http://www.actualtests.com) 129

**Correct Answer:** E

**Section:** (none)

**Explanation**

**Explanation/Reference:**

Explanation:

MED and AS path prepending can both be used to influence the way incoming traffic from other Autonomous Systems get sent to the local AS, but they provide no guarantee as the other AS ultimately has the final word in how they send traffic. Since local preference is preferred over MED in the BGP decision process, the other AS can configure local preference to override the MED settings you have configured.

#### QUESTION 92

Refer to the exhibit.

```
R1>sh ip bgp 10.1.1.1
BGP routing table entry for 10.1.0.0/16, version 182
Paths: (2 available, best #1, table default, not advertised to EBGp peer)
  Advertised to update-groups:
    2
  Refresh Epoch 1
  50811 65112
    172.28.1.5 from 172.28.1.5 (192.168.236.222)
      Origin incomplete, localpref 800, valid, external, best
      Community: no-export
      rx pathid: 0, tx pathid: 0x0
  Refresh Epoch 1
  50811 65112, (received-only)
    172.28.1.5 from 172.28.1.5 (192.168.236.222)
      Origin incomplete, localpref 100, valid, external
      Community: 65112:21147 50811:11145
      rx pathid: 0, tx pathid: 0
R1>
```

What does "(received-only)" mean?

- A. The prefix 10.1.1.1 can not be advertised to any eBGP neighbor.
- B. The prefix 10.1.1.1 can not be advertised to any iBGP neighbor.
- C. BGP soft reconfiguration outbound is applied.
- D. BGP soft reconfiguration inbound is applied.

**Correct Answer:** D

**Section:** (none)

**Explanation**

**Explanation/Reference:**

Explanation:

When you configure bgp soft-configuration-inbound, all the updates received from the neighbor will be stored unmodified, regardless of the inbound policy, and these routes appear as "(received- only)."

"Pass Any Exam. Any Time." - www.actualtests.com 130

### QUESTION 93

Which regular expression will only allow prefixes that originated from AS 65000 and that are learned through AS 65001?

- A. ^65000\_65001\$
- B. 65000\_65001\$
- C. ^65000\_65001
- D. ^65001\_65000\$

**Correct Answer:** D

**Section:** (none)

**Explanation**

**Explanation/Reference:**

Explanation:

The following table lists the regular expressions and their meanings:

+-----+	
CHAR	USAGE
+-----	
^	Start of string
-----	
\$	End of string
-----	
[]	Range of characters

-----
-   Used to specify range ( i.e. [0-9] )
-----
( )   Logical grouping
-----
.   Any single character
-----
*   Zero or more instances
-----
+   One or more instance
-----
?   Zero or one instance
-----
_   Comma, open or close brace, open or close
parentheses, start or end of string, or space
-----
-----

"Pass Any Exam. Any Time." - [www.actualtests.com](http://www.actualtests.com) 131  
Some commonly used regular expressions include:

+-----+
Expression   Meaning
-----
. *   Anything
-----
^\$   Locally originated routes
-----
^100_   Learned from AS 100
-----
_100\$   Originated in AS 100
-----
_100_   Any instance of AS 100
-----
^[0-9]+\$   Directly connected ASes
-----

Reference: <http://blog.ine.com/2008/01/06/understanding-bgp-regular-expressions/>

#### QUESTION 94

Which statement describes the BGP add-path feature?

- A. It allows for installing multiple IBGP and EBGP routes in the routing table.
- B. It allows a network engineer to override the selected BGP path with an additional path created in the config.



- C. It allows BGP to provide backup paths to the routing table for quicker convergence.
- D. It allows multiple paths for the same prefix to be advertised.

**Correct Answer:** D

**Section:** (none)

**Explanation**

**Explanation/Reference:**

Explanation:

BGP routers and route reflectors (RRs) propagate only their best path over their sessions. The advertisement of a prefix replaces the previous announcement of that prefix (this behavior is known as an implicit withdraw). The implicit withdraw can achieve better scaling, but at the cost of path diversity.

Path hiding can prevent efficient use of BGP multipath, prevent hitless planned maintenance, and

"Pass Any Exam. Any Time." - [www.actualtests.com](http://www.actualtests.com) 132

can lead to MED oscillations and suboptimal hot-potato routing. Upon nexthop failures, path hiding also inhibits fast and local recovery because the network has to wait for BGP control plane convergence to restore traffic. The BGP Additional Paths feature provides a generic way of offering path diversity; the Best External or Best Internal features offer path diversity only in limited scenarios.

The BGP Additional Paths feature provides a way for multiple paths for the same prefix to be advertised without the new paths implicitly replacing the previous paths. Thus, path diversity is achieved instead of path hiding.

Reference: [http://www.cisco.com/c/en/us/td/docs/ios-xml/ios/iproute\\_bgp/configuration/xr-3s/irg-xr-3s-book/irg-additional-paths.html](http://www.cisco.com/c/en/us/td/docs/ios-xml/ios/iproute_bgp/configuration/xr-3s/irg-xr-3s-book/irg-additional-paths.html)

#### **QUESTION 95**

Refer to the exhibit.

```
R1#show bgp ipv4 unicast 10.100.1.1/32
BGP routing table entry for 10.100.1.1/32, version 8
Paths: (2 available, best #1, table default, RIB-failure(17))
  Advertised to update-groups:
    2
  Refresh Epoch 2
  4
    10.1.3.4 from 10.1.3.4 (10.100.1.1)
      Origin IGP, metric 0, localpref 100, valid, external, best
      rx pathid: 0, tx pathid: 0x0
  Refresh Epoch 2
  5 4
    10.1.5.5 from 10.1.5.5 (10.1.5.5)
      Origin IGP, localpref 100, valid, external
      rx pathid: 0, tx pathid: 0
```

What is a reason for the RIB-failure?

- A. CEF is not enabled on this router.
- B. The route 10.100.1.1/32 is in the routing table, but not as a BGP route.
- C. The routing table has yet to be updated with the BGP route.
- D. The BGP route is filtered inbound and hence is not installed in the routing table.

**Correct Answer:** B

**Section:** (none)

**Explanation**

**Explanation/Reference:**

Explanation:

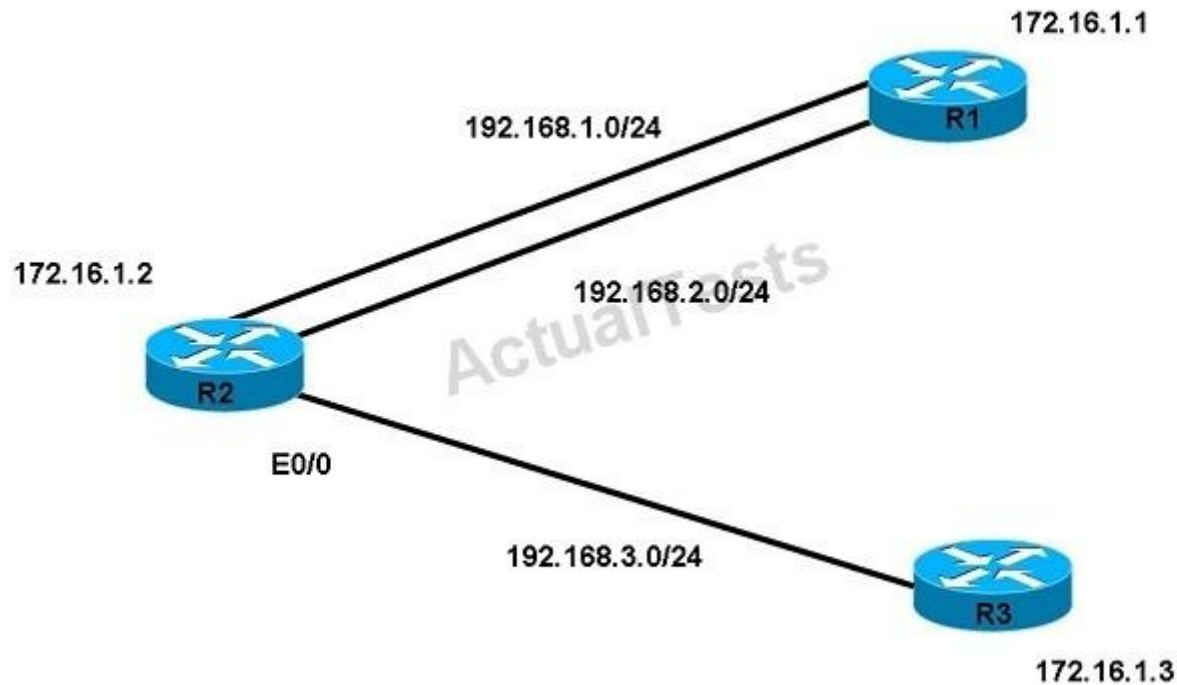
A rib-failure occurs when BGP tries to install the bestpath prefix into the RIB, but the RIB rejects

"Pass Any Exam. Any Time." - [www.actualtests.com](http://www.actualtests.com) 133

the BGP route because a route with better administrative distance already exists in the routing table. An inactive Border Gateway Protocol (BGP) route is a route that is not installed in the RIB, but is installed in the BGP table as rib-failure.

Example Topology

Router 1 (R1) and router 2 (R2) have two parallel links; one links runs BGP AS 65535 and the other link runs Enhanced Interior Gateway Routing Protocol (EIGRP) AS 1. Both BGP and EIGRP are advertising the network 10.1.1.1/32 on R1.



R2 learns about the 1.1.1.1/32 route through both EIGRP and BGP, but installs only the EIGRP route in the routing table because of the lower administrative distance. Since the BGP route is not installed in the R2 routing table, the route appears as a rib-failure in the R2 BGP table.

Reference: <http://www.cisco.com/c/en/us/support/docs/ip/border-gateway-protocol-bgp/116146-config-bgp-next-hop-00.html>

#### QUESTION 96

Refer to the exhibit.

"Pass Any Exam. Any Time." - [www.actualtests.com](http://www.actualtests.com) 134

```
R1#show bgp ipv4 unicast summary
BGP router identifier 10.1.3.1, local AS number 1
BGP table version is 2, main routing table version 2
1 network entries using 144 bytes of memory
1 path entries using 80 bytes of memory
1/1 BGP path/bestpath attribute entries using 144 bytes of memory
1 BGP AS-PATH entries using 24 bytes of memory
0 BGP route-map cache entries using 0 bytes of memory
0 BGP filter-list cache entries using 0 bytes of memory
BGP using 392 total bytes of memory
BGP activity 1/0 prefixes, 1/0 paths, scan interval 60 secs
```

Neighbor	V	AS	MsgRcvd	MsgSent	TblVer	InQ	OutQ	Up/Down	State/PfxRcd
10.1.1.2	4	2	69	69	2	0	0	01:00:54	0
10.1.2.3	4	3	69	70	1	0	0	01:00:45	0
10.1.3.4	4	4	72	70	2	0	0	01:01:12	1

Which statement is true?

- A. BGP peer 10.1.2.3 is performing inbound filtering.
- B. BGP peer 10.1.2.3 is a route reflector.
- C. R1 is a route reflector, but BGP peer 10.1.2.3 is not a route reflector client.
- D. R1 still needs to send an update to the BGP peer 10.1.2.3.

**Correct Answer:** D

**Section:** (none)

**Explanation**

**Explanation/Reference:**

Explanation:

On R1 the routing table version (Tbl Ver) for 10.1.2.3 is 1, other routers have version 2, so it needs to send an update to the 10.1.2.3 peer.

#### QUESTION 97

Refer to the exhibit.

```
RouterA#  
conf t  
router isis  
net 49.5200.1580.3500.6002.00  
  
RouterB#  
conf t  
router isis 1  
net 49.5200.1580.3500.6002.00
```

"Pass Any Exam. Any Time." - [www.actualtests.com](http://www.actualtests.com) 135

Router A and router B are physically connected over an Ethernet interface, and IS-IS is configured as shown. Which option explains why the IS-IS neighborship is not getting formed between router A and router B?

- A. same area ID
- B. same N selector
- C. same domain ID
- D. same system ID

**Correct Answer:** D

**Section:** (none)

**Explanation**

**Explanation/Reference:**

Explanation:

With IS-IS, the LSP identifier is derived from the system ID (along with the pseudonode ID and LSP number). Each IS is usually configured with one NET and in one area; each system ID within an area must be unique.

The big difference between NSAP style addressing and IP style addressing is that, in general, there will be a single NSAP address for the entire router, whereas with IP there will be one IP address per interface. All ISs and ESs in a routing domain must have system IDs of the same length. All routers in an area must have the same area address. All Level 2 routers must have a unique system ID domain-wide, and all Level 1 routers must have a unique system ID area-wide.

Reference:

[http://www.cisco.com/en/US/products/ps6599/products\\_white\\_paper09186a00800a3e6f.shtml](http://www.cisco.com/en/US/products/ps6599/products_white_paper09186a00800a3e6f.shtml)

#### QUESTION 98

Refer to the exhibit.

```
C#show ipv6 route ::/0
IPv6 Routing Table - 6 entries
Codes: C - Connected, L - Local, S - Static, R - RIP, B - BGP
       I1 - ISIS L1, I2 - ISIS L2, IA - ISIS interarea, IS - ISIS summary
I1  ::/0 [115/10]
     via FE80::A8BB:CCFF:FE00:401, Ethernet1/0
     via ::, Ethernet0/0
```

Which statement is true?

- A. There is no issue with forwarding IPv6 traffic from this router.
- B. IPv6 traffic can be forwarded from this router, but only on Ethernet1/0.
- C. IPv6 unicast routing is not enabled on this router.
- D. Some IPv6 traffic will be blackholed from this router.

**Correct Answer:** D

**Section:** (none)

**Explanation**

**Explanation/Reference:**

Explanation:

Here we see that the IPV6 default route shows two different paths to take, one via Ethernet 1/0 and one via Ethernet 0/0. However, only Eth 1/0 shows a next hop IPV6 address (the link local IPV6 address). There is no link local next hop addressed known on Eth 0/0. Therefore, traffic to all destinations will be load balanced over the two paths, but only half of the IPv6 traffic will be sent to the correct upstream router.

#### QUESTION 99

Refer to the exhibit.

```
R4#show isis database R4.00-00 detail
IS-IS Level-2 LSP R4.00-00
LSPID                LSP Seq Num  LSP Checksum  LSP Holdtime  ATT/P/OL
R4.00-00              * 0x000022BE   0xD36A        1194          0/0/0
  Area Address: 49.0001
  NLPID:         0x81 0xCC 0x8E
  Hostname: R4
  IP Address:    10.1.100.4
  IPv6 Address:  2001:100::1:4
  Metric: 10     IS-Extended R3.00
  Metric: 10     IS-Extended R5.03
  Metric: 10     IP 10.1.1.0/24
  Metric: 10     IP 10.1.2.0/24
  Metric: 10     IP 10.1.3.0/24
  Metric: 10     IP 10.1.100.4/32
  Metric: 50     IP 10.200.200.200/32
  Metric: 10     IPv6 2001:1::1:0/112
  Metric: 10     IPv6 2001:1::2:0/112
  Metric: 10     IPv6 2001:100::1:4/128
```

Which statement is true?

- A. IS-IS has been enabled on R4 for IPv6, single-topology.
- B. IS-IS has been enabled on R4 for IPv6, multitopology.
- C. IS-IS has been enabled on R4 for IPv6, single-topology and multitopology.
- D. R4 advertises IPv6 prefixes, but it does not forward IPv6 traffic, because the protocol has not been enabled under router IS-IS.

**Correct Answer:** A

**Section:** (none)

**Explanation**

**Explanation/Reference:**

Explanation:

When working with IPv6 prefixes in IS-IS, you can configure IS-IS to be in a single topology for

"Pass Any Exam. Any Time." - [www.actualtests.com](http://www.actualtests.com) 137

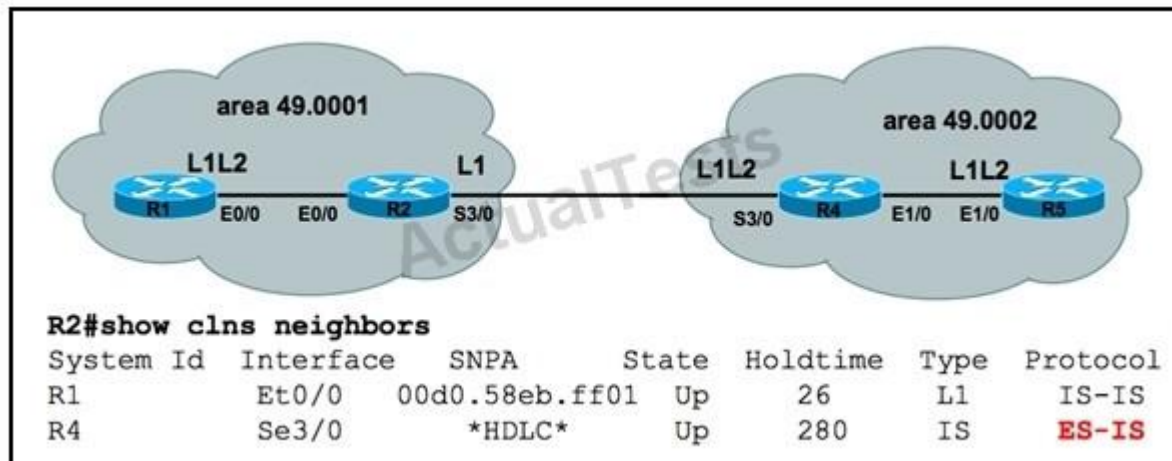
both IPv4 and IPv6 or to run different topologies for IPv4 and IPv6.

By default, IS-IS works in single-topology mode when activating IPv4 and IPv6. This means that the IS-IS topology will be built based on IS Reachability TLVs. When the base topology is built, then IPv4 prefixes (IP Reachability TLV) and IPv6 prefixes (IPv6 Reachability TLV) are added to each node as leaves, without checking if there is IPv6 connectivity between nodes.

Reference: <https://blog.initialdraft.com/archives/3381/>

### QUESTION 100

Refer to the exhibit.



Why is the neighbor relationship between R2 and R4 shown as ES-IS?

- A. because there is an MTU mismatch between R2 and R4
- B. because interface S3/0 of R4 is configured as L1/L2
- C. because interface S3/0 of R2 is configured as L1
- D. because there is a hello interval mismatch between R2 and R4

**Correct Answer:** C

**Section:** (none)

**Explanation**

**Explanation/Reference:**

Explanation:

With IS-IS we will see ES-IS when one of the following is true:



So in this question because we do not know about the other side's "show CLNS neighbor" A must be the better choose.

"Pass Any Exam. Any Time." - www.actualtests.com 138

#### QUESTION 101

Refer to the exhibit.

```
R4
interface FastEthernet0/1
ip address 192.168.2.1 255.255.255.0
ip pim sparse-dense-mode
duplex auto
speed auto
standby 1 ip 192.168.2.4
standby 1 priority 150
standby 1 preempt

R5
interface FastEthernet0/1
ip address 192.168.2.2 255.255.255.0
ip pim sparse-dense-mode
duplex auto
speed auto
standby 1 ip 192.168.2.4
```

The interface FastEthernet0/1 of both routers R4 and R5 is connected to the same Ethernet segment with a multicast receiver. Which two statements are true? (Choose two)

- A. Multicast traffic that is destined to a receiver with IP address 192.168.2.6 will flow through router R4.
- B. Both routers R4 and R5 will send PIM join messages to the RP.
- C. Only router R5 will send a multicast join message to the RP.
- D. Multicast traffic that is destined to a receiver with IP address 192.168.2.6 will flow through router R5.

**Correct Answer:** CD

**Section:** (none)

**Explanation**

**Explanation/Reference:**

Explanation:

Even though R4 is the active HSRP router, traffic will flow through R5 and only R5 will send the join messages. The Multicast DR is elected by the higher IP address or priority. R5 has 192.168.2.2 and R4 has 192.168.2.1. R5 is the DR which sends all packets to the RP.

"Pass Any Exam. Any Time." - www.actualtests.com 139

#### QUESTION 102

Refer to the exhibit.

```
router ospf 100
router-id 4.4.4.4
area 110 nssa
summary-address 192.168.0.0 255.255.0.0 nssa-only
redistribute static metric-type 1 subnets tag 704
network 110.110.0.0 0.0.255.255 area 110
```

This is the configuration of the ASBR of area 110. Which option explains why the remote ABR should not translate the type 7 LSA for the prefix 192.168.0.0/16 into a type 5 LSA?

- A. The remote ABR translates all type 7 LSA into type 5 LSA, regardless of any option configured in the ASBR.
- B. The ASBR sets the forwarding address to 0.0.0.0 which instructs the ABR not to translate the LSA into a type 5 LSA.
- C. The ASBR originates a type 7 LSA with age equal to MAXAGE 3600.
- D. The ABR clears the P bit in the header of the type 7 LSA for 192.168.0.0/16.

**Correct Answer:** D

**Section:** (none)

**Explanation**

**Explanation/Reference:**

Explanation:

When external routing information is imported into an NSSA, LSA Type 7 is generated by the ASBR and it is flooded within that area only. To further distribute the external information, type 7 LSA is translated into type 5 LSA at the NSSA border. The P-bit in LSA Type 7 field indicates whether the type 7 LSA should be translated. This P-bit is automatically set by the NSSA ABR (also the Forwarding Address (FA) is copied from Type 7 LSA). The P-bit is not set only when the NSSA ASBR and NSSA ABR are the same router for the area. If bit P = 0, then the NSSA ABR must not translate this LSA into Type 5.

he nssa-only keyword instructs the device to instigate Type-7 LSA with cleared P-bit, thereby, preventing LSA translation to Type 5 on NSSA ABR device.

Note. If a router is attached to another AS and is also an NSSA ABR, it may originate a both a type-5 and a type-7 LSA for the same network. The type-5 LSA will be flooded to the backbone and the type-7 will be flooded into the NSSA. If this is the case, the P-bit must be reset (P=0) in the type-7 LSA so

the type-7 LSA isn't again translated into a type-5 LSA by another NSSA ABR.

Reference: [http://www.cisco.com/c/en/us/td/docs/ios-xml/ios/iproute\\_ospf/configuration/15-e/iro-15-e-book/iro-ospfv3-nssa-cfg.html](http://www.cisco.com/c/en/us/td/docs/ios-xml/ios/iproute_ospf/configuration/15-e/iro-15-e-book/iro-ospfv3-nssa-cfg.html)

"Pass Any Exam. Any Time." - [www.actualtests.com](http://www.actualtests.com) 140

### QUESTION 103

What is the function of an EIGRP sequence TLV packet?

- A. to acknowledge a set of sequence numbers during the startup update process
- B. to list the peers that should listen to the next multicast packet during the reliable multicast process
- C. to list the peers that should not listen to the next multicast packet during the reliable multicast process
- D. to define the initial sequence number when bringing up a new peer

**Correct Answer: C**

**Section: (none)**

**Explanation**

**Explanation/Reference:**

Explanation:

EIGRP sends updates and other information between routers using multicast packets to 224.0.0.10. For example in the topology below, R1 made a change in the topology and it needs to send updates to R2 & R3. It sends multicast packets to EIGRP multicast address 224.0.0.10. Both R2 & R3 can receive the updates and acknowledge back to R1 using unicast. Simple, right? But what if R1 sends out updates, only R2 replies but R3 never does? In the case a router sends out a multicast packet that must be reliably delivered (like in this case), an EIGRP process will wait until the RTO (retransmission timeout) period has passed before beginning a recovery action. This period is calculated from the SRTT (smooth round-trip time). After R1 sends out updates it will wait for this period to expire. Then it makes a list of all the neighbors from which it did not receive an Acknowledgement (ACK). Next it sends out a packet telling these routers stop listening to multicast until they are been notified that it is safe again. Finally the router will begin sending unicast packets with the information to the routers that didn't answer, continuing until they are caught up. In our example the process will be like this:

1. R1 sends out updates to 224.0.0.10
2. R2 responds but R3 does not
3. R1 waits for the RTO period to expire
4. R1 then sends out an unreliable-multicast packet, called a sequence TLV (Type-Length-Value) packet, which tells R3 not to listen to multicast packets any more
5. R1 continues sending any other multicast traffic it has and delivering all traffic, using unicast to R3, until it acknowledges all the packets
6. Once R3 has caught up, R1 will send another sequence TLV, telling R3 to begin listening to multicast again.

The sequence TLV packet contains a list of the nodes that should not listen to multicast packets while the recovery takes place. But notice that the TLV packet in step 6 does not contain any nodes in the list.

Note. In the case R3 still does not reply in step 4, R1 will attempt to retransmit the unicast 16 times

"Pass Any Exam. Any Time." - [www.actualtests.com](http://www.actualtests.com) 141

or continue to retransmit until the hold time for the neighbor in question expires. After this time, R1 will declare a retransmission limit exceeded error and

will reset the neighbor.

(Reference: EIGRP for IP: Basic Operation and Configuration)

#### **QUESTION 104**

What are two reasons to define static peers in EIGRP? (Choose two.)

- A. Security requirements do not allow dynamic learning of neighbors.
- B. The link between peers requires multicast packets.
- C. Back-level peers require static definition for successful connection.
- D. The link between peers requires unicast packets.

**Correct Answer:** AD

**Section:** (none)

**Explanation**

**Explanation/Reference:**

Explanation:

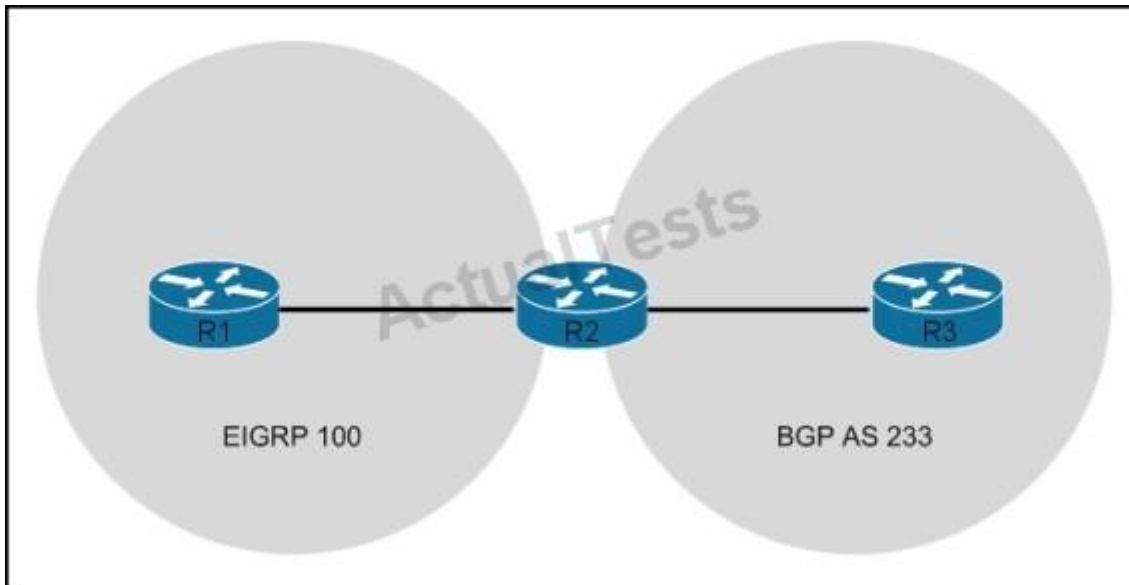
There are two ways we can create EIGRP neighbor relationship:

- + Use "network " command. This is the more popular way to create EIGRP neighbor relationship. That router will check which interfaces whose IP addresses belong to the and turn EIGRP on that interface. EIGRP messages are sent via multicast packets.
- + Use "neighbor" command. The interface(s) that have this command applied no longer send or receive EIGRP multicast packets. EIGRP messages are sent via unicast. The router only accepts EIGRP packets from peers that are explicitly configured with a neighbor statement. Consequently, any messages coming from routers without a corresponding neighbor statement are discarded. This helps prevent the insertion of unauthorized routing peers -> A and D are correct.

#### **QUESTION 105**

Refer to the exhibit.

"Pass Any Exam. Any Time." - [www.actualtests.com](http://www.actualtests.com) 142



R2 is mutually redistributing between EIGRP and BGP.

Which configuration is necessary to enable R1 to see routes from R3?

- A. The R3 configuration must include `ebgp-multihop` to the neighbor statement for R2.
- B. The R2 BGP configuration must include `bgp redistribute-internal`.
- C. R1 must be configured with `next-hop-self` for the neighbor going to R2.
- D. The AS numbers configured on R1 and R2 must match.

**Correct Answer:** B

**Section:** (none)

**Explanation**

**Explanation/Reference:**

Explanation:

Whenever you redistribute from BGP to something else, BGP will only advertise externally learned routes. To allow the redistribution of iBGP routes into an interior gateway protocol such as EIGRP or OSPF, use the `bgp redistribute-internal` command in router configuration mode.

#### QUESTION 106

What is the purpose of EIGRP summary leaking?

- A. to allow a summary to be advertised conditionally on specific criteria
  - B. to allow a component of a summary to be advertised in addition to the summary
  - C. to allow overlapping summaries to exist on a single interface
  - D. to modify the metric of the summary based on which components of the summary are operational
- "Pass Any Exam. Any Time." - www.actualtests.com 143

**Correct Answer:** B

**Section:** (none)

**Explanation**

**Explanation/Reference:**

Explanation:

When you do manual summarization, and still you want to advertise some specific routes to the neighbor, you can do that using leak-map. Please read more about leaking routes here.

[http://www.cisco.com/c/en/us/td/docs/ios/iproute\\_eigrp/command/reference/ire\\_book/ire\\_i1.html#w p1037685](http://www.cisco.com/c/en/us/td/docs/ios/iproute_eigrp/command/reference/ire_book/ire_i1.html#w p1037685).

#### QUESTION 107

Refer to the exhibit.

```
*May20 12:16: BGP(4):10.1.1.2 rcvd UPDATE w/ attr:nexthop 10.1.1.2,origin ?, localpref 100,metric 0,extended community RT:999:999
*May20 12:16: BGP(4):10.1.1.2 rcvd 999:999:192.168.1.99/32,label 29--DENIED due to:extended community not supported
```

You have just created a new VRF on PE3. You have enabled debug ip bgp vpnv4 unicast updates on PE1, and you can see the route in the debug, but not in the BGP VPNv4 table. Which two statements are true? (Choose two.)

- A. VPNv4 is not configured between PE1 and PE3.
- B. address-family ipv4 vrf is not configured on PE3.
- C. After you configure route-target import 999:999 for a VRF on PE3, the route will be accepted.
- D. PE1 will reject the route due to automatic route filtering.
- E. After you configure route-target import 999:999 for a VRF on PE1, the route will be accepted.

**Correct Answer:** DE

**Section:** (none)

**Explanation**

**Explanation/Reference:**

Explanation:

The route target extended community for VPLS auto-discovery defines the import and export policies that a VPLS instance uses. The export route target sets an extended community attribute number that is appended to all routes that are exported from the VPLS instance. The import route target value sets a filter that determines the routes that are accepted into the VPLS instance. Any route with a value in its import route target contained in its extended attributes field matching the value in the VPLS instance's import route target are accepted. Otherwise the route is rejected.

"Pass Any Exam. Any Time." - [www.actualtests.com](http://www.actualtests.com) 144

#### **QUESTION 108**

Which two DHCP messages are always sent as broadcast? (Choose two.)

- A. DHCP OFFER
- B. DHCP DECLINE
- C. DHCP RELEASE
- D. DHCP REQUEST
- E. DHCP DISCOVER

**Correct Answer:** DE

**Section:** (none)

**Explanation**

**Explanation/Reference:**

Explanation:

DHCP discovery

The client broadcasts messages DHCPDISCOVER on the network subnet using the destination address 255.255.255.255 or the specific subnet broadcast address.

DHCP request

In response to the DHCP offer, the client replies with a DHCP request, broadcasts to the server, requesting the offered address. A client can receive DHCP offers from multiple servers, but it will accept only one DHCP offer.

Reference: [http://en.wikipedia.org/wiki/Dynamic\\_Host\\_Configuration\\_Protocol](http://en.wikipedia.org/wiki/Dynamic_Host_Configuration_Protocol)

#### **QUESTION 109**

With which ISs will an IS-IS Level 1 IS exchange routing information?

- A. Level 1 ISs
- B. Level 1 ISs in the same area
- C. Level 1 and Level 2 ISs
- D. Level 2 ISs

**Correct Answer:** B

**Section:** (none)

**Explanation**

**Explanation/Reference:**

Explanation:

IS-IS differs from OSPF in the way that "areas" are defined and routed between. IS-IS routers are designated as being: Level 1 (intra-area); Level 2 (inter area); or Level 1-2 (both). Level 2 routers are inter area routers that can only form relationships with other Level 2 routers. Routing information is exchanged between Level 1 routers and other Level 1 routers, and Level 2 routers

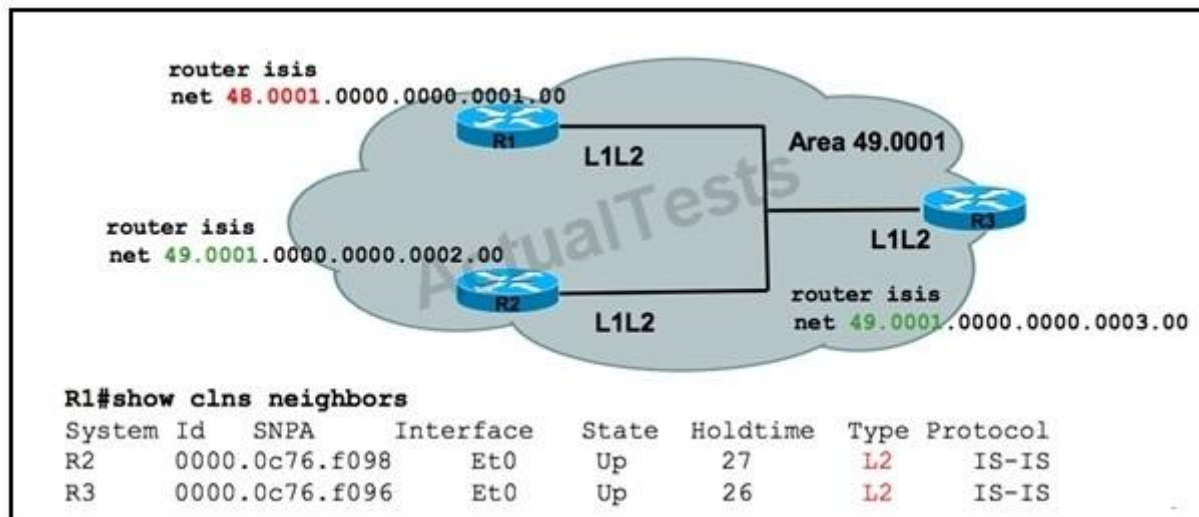
"Pass Any Exam. Any Time." - www.actualtests.com 145

only exchange information with other Level 2 routers. Level 1-2 routers exchange information with both levels and are used to connect the inter area routers with the intra area routers.

Reference: <http://en.wikipedia.org/wiki/IS-IS>

#### QUESTION 110

Refer to the exhibit.



Why is the neighbor relationship between R1 & R2 and R1 & R3 an L2-type neighborhood?

- A. because the area ID on R1 is different as compared to the area ID of R2 and R3
- B. because the circuit type on those three routers is L1/L2



- C. because the network type between R1, R2, and R3 is point-to-point
- D. because the hello interval is not the same on those three routers

**Correct Answer:** A

**Section:** (none)

**Explanation**

**Explanation/Reference:**

Explanation:

With IS-IS, an individual router is in only one area, and the border between areas is on the link that connects two routers that are in different areas. A Level 2 router may have neighbors in the same or in different areas, and it has a Level 2 link-state database with all information for inter-area routing. Level 2 routers know about other areas but will not have Level 1 information from its own area.

Reference:

[http://www.cisco.com/en/US/products/ps6599/products\\_white\\_paper09186a00800a3e6f.shtml](http://www.cisco.com/en/US/products/ps6599/products_white_paper09186a00800a3e6f.shtml)

"Pass Any Exam. Any Time." - [www.actualtests.com](http://www.actualtests.com) 146

#### **QUESTION 111**

Which three statements about the designated router election in IS-IS are true? (Choose three.)

- A. If the IS-IS DR fails, a new DR is elected.
- B. The IS-IS DR will preempt. If a new router with better priority is added, it just becomes active in the network.
- C. If there is a tie in DR priority, the router with a higher IP address wins.
- D. If there is a tie in DR priority, the router with a higher MAC address wins.
- E. If the DR fails, the BDR is promoted as the DR.
- F. The DR is optional in a point-to-point network.

**Correct Answer:** ABD

**Section:** (none)

**Explanation**

**Explanation/Reference:**

Explanation:

DR/DIS election

Setting priority to 0 doesn't disable DIS election; use point-to-point to disable it.

There can be separate DRs for L1 and L2 adjacencies.

There is no backup DR. If the primary DR fails, a new DR is elected.

DR preemption is enabled by default.

Reference: <http://ccie-in-2-months.blogspot.com/2013/12/is-is-hints.html>

#### **QUESTION 112**

Which three elements compose a network entity title? (Choose three.)

- A. area ID
- B. domain ID
- C. system ID
- D. NSAP selector
- E. MAC address
- F. IP address

**Correct Answer:** ACD

**Section:** (none)

**Explanation**

**Explanation/Reference:**

Explanation:

An IS (Intermediate system) is identified by an address known as a network access point (NASAP). The NSAP is divided up into three parts as specified by ISO/Al 10589:

"Pass Any Exam. Any Time." - [www.actualtests.com](http://www.actualtests.com) 147

Area address -- This field is of variable length, composed of high order octets, and it excludes the System ID and N-selector (NSEL) fields. This area address is associated with a single area within the routing domain.

System ID -- This field is 6 octets long and should be set to a unique value with Level 1 and Level

2. The system ID defines an end system (ES) or an IS in an area. You configure the area address and the system ID with the NET command. You can display the system ID with the show isis topology command.

NSEL -- This field is called the N-selector, also referred to as the NSAP, and it specifies the upper-layer protocol. The NSEL is the last byte of the NSAP and identifies a network service user. A network service user is a transport entity or the IS network entity itself. When the N-selector is set to zero, the entire NSAP is called a network entity title (NET).

A NET is an NSAP where the last byte is always the n-selector and is always zero. A NET can be from 8 to 20 bytes in length.

Reference:

[http://www.cisco.com/c/en/us/td/docs/ios/iproute\\_isis/command/reference/irs\\_book/irs\\_is2.html](http://www.cisco.com/c/en/us/td/docs/ios/iproute_isis/command/reference/irs_book/irs_is2.html)

#### **QUESTION 113**

Which three statements about IS-IS are true? (Choose three.)

- A. IS-IS can be used only in the service provider network.

- B. IS-IS can be used to route both IP and CLNP.
- C. IS-IS has three different levels of authentication: interface level, process level, and domain level.
- D. IS-IS is an IETF standard.
- E. IS-IS has the capability to provide address summarization between areas.
- F. IS-IS is a Cisco proprietary routing protocol.

**Correct Answer:** BCE

**Section:** (none)

**Explanation**

**Explanation/Reference:**

Explanation:

Intermediate System to Intermediate System (IS-IS) was designed as the routing protocol for ISO's CLNP described in ISO 10589. IS-IS is a Link State routing protocol akin to OSPF and was developed by DEC for use with DECnet Phase V. It was originally thought that TCP/IP would gradually make way for the seven layer OSI architecture so an enhancement to IS-IS was developed called Integrated IS-IS also known as Dual IS-IS that could route both Connectionless- Mode Network Service (CLNS) as well as IP.

Cisco IOS supports IS-IS authentication on 3 different levels; between neighbors, area-wide, and domain-wide, where each can be used by themselves or together.

"Pass Any Exam. Any Time." - [www.actualtests.com](http://www.actualtests.com) 148

summary-address address mask {level-1 | level-1-2 | level-2} is used to configure IP address summarization.

References:

<http://www.rhyshaden.com/isis.htm>

[http://mynetworkingwiki.com/index.php/Configuring\\_IS-IS](http://mynetworkingwiki.com/index.php/Configuring_IS-IS)

#### **QUESTION 114**

Which statement describes the function of the tracking object created by the track 10 ip route 192.168.99.0/24 reachability command?

- A. It tracks the reachability of route 192.168.99.0/24.
- B. It tracks the line protocol status of the interface on which route 192.168.99.0/24 is received.
- C. It tracks exactly 10 occurrences of route 192.168.99.0/24.
- D. It tracks the summary route 192.168.99.0/24 and all routes contained within.

**Correct Answer:** A

**Section:** (none)

**Explanation**

**Explanation/Reference:**

Explanation:

Command

Purpose

Step 1

configure terminal

Enter global configuration mode.

Step 2

track object-number {interface interface-id{line-protocol | ip routing} | ip route ip- address/prefix-length {metric threshold | reachability} | list {boolean {and | or}} | {threshold { weight | percentage}}}

(Optional) Create a tracking list to track the configured state and enter tracking configuration mode.

The object-number range is from 1 to 500.

.

Enter interface interface-id to select an interface to track.

.

Enter line-protocol to track the interface line protocol state or enter ip routing to track the "Pass Any Exam. Any Time." - www.actualtests.com 149 interface IP routing state.

.

Enter ip route ip-address/prefix-length to track the state of an IP route.

Enter metric threshold to track the threshold metric or enter reachability to track if the route is reachable.

The default up threshold is 254 and the default down threshold is 255.

.

Enter list to track objects grouped in a list. Configure the list as described on the previous pages.

Note

Repeat this step for each interface to be tracked.

Reference:

[http://www.cisco.com/c/en/us/td/docs/switches/lan/catalyst3560/software/release/12-2\\_52\\_se/configuration/guide/3560scg/sweet.html](http://www.cisco.com/c/en/us/td/docs/switches/lan/catalyst3560/software/release/12-2_52_se/configuration/guide/3560scg/sweet.html)

**QUESTION 115**

Which group of neighbors can be configured as a BGP peer group?

- A. a group of iBGP neighbors that have the same outbound route policies
- B. a group of iBGP and eBGP neighbors that have the same inbound distribute-list
- C. a group of eBGP neighbors in the same autonomous system that have different outbound route policies
- D. a group of iBGP neighbors that have different outbound route policies

**Correct Answer:** A

**Section:** (none)

**Explanation**

**Explanation/Reference:**

Explanation:

You can group BGP neighbors who share the same outbound policies together in what is called a BGP peer group. Instead of configuring each neighbor with the same policy individually, a peer group allows you to group the policies which can be applied to individual peers thus making efficient update calculation along with simplified configuration.

Reference: <http://www.cisco.com/c/en/us/support/docs/ip/border-gateway-protocol-bgp/13755-29.html>

**QUESTION 116**

"Pass Any Exam. Any Time." - [www.actualtests.com](http://www.actualtests.com) 150

Refer to the exhibit.

```
BGP(0): 10.1.3.4 rcvd UPDATE w/ attr: nexthop 10.1.3.4, origin i,  
metric 0, merged path 4, AS_PATH  
BGP(0): 10.1.3.4 rcvd 10.100.1.1/32...duplicate ignored
```

Notice that debug ip bgp updates have been enabled. What can you conclude from the debug output?

- A. This is the result of the clear ip bgp 10.1.3.4 in command.
- B. This is the result of the clear ip bgp 10.1.3.4 out command.
- C. BGP neighbor 10.1.3.4 performed a graceful restart.
- D. BGP neighbor 10.1.3.4 established a new BGP session.

**Correct Answer:** A

**Section: (none)**

**Explanation**

**Explanation/Reference:**

Explanation:

If you enter the clear ip bgp out command for a BGP peer, that router resends its BGP prefixes to that peer. This does not cause a change in the best path on the receiving BGP peer. Hence, there is no change in the Table Version on that peer.

When you run the debug ip bgp updates on the receiving router, you see:

BGP(0): 10.1.3.4 rcvd UPDATE w/ attr: nexthop 10.1.3.4, origin i, metric 0, merged path 4, AS\_PATH

BGP(0): 10.1.3.4 rcvd 10.100.1.1/32...duplicate ignored

The received update is recognized as a duplicate, so it is ignored and no best path change occurs.

Reference: <http://www.cisco.com/c/en/us/support/docs/ip/border-gateway-protocol-bgp/116511-technote-tableversion-00.html>

**QUESTION 117**

Refer to the exhibit.

```
R2# show bgp ipv4 unicast summary
BGP router identifier 10.100.1.2, local AS number 2
BGP table version is 1, main routing table version 1

Neighbor          V    AS MsgRcvd MsgSent   TblVer  InQ  OutQ  Up/Down   State/PfxRcd
10.100.1.1        4      1      0       0        1    0    0 6d20h   Idle (PfxCt)
```

Which command is configured on this router?

- A. bgp update-delay 60
- B. neighbor 10.100.1.1 maximum-prefix 200
- C. neighbor 10.100.1.1 maximum-path 2
- D. neighbor 10.100.1.1 ebgp-multihop 2

**Correct Answer: B**

**Section: (none)**

**Explanation**

**Explanation/Reference:**

Explanation:

The BGP Maximum-Prefix feature allows you to control how many prefixes can be received from a neighbor. By default, this feature allows a router to bring down a peer when the number of received prefixes from that peer exceeds the configured Maximum-Prefix limit. This feature is commonly used for external BGP peers, but can be applied to internal BGP peers also. When the maximum number of prefixes has been received, the BGP sessions closes into the IDLE state.

"Pass Any Exam. Any Time." - [www.actualtests.com](http://www.actualtests.com) 156

Reference: <http://www.cisco.com/c/en/us/support/docs/ip/border-gateway-protocol-bgp/25160-bgp-maximum-prefix.html>

**QUESTION 118**

Refer to the exhibit.

```
R3#sho ip bgp 172.16.1.0
BGP routing table entry for 172.16.1.0/24, version 5
Paths: (1 available, no best path)
Not advertised to any peer
Refresh Epoch 1
1
192.168.1.1 (inaccessible) from 192.168.2.1 (192.168.3.1)
Origin IGP, metric 0, localpref 100, valid, internal
rx pathid: 0x0, tx pathid: 0
```

Why is network 172.16.1.0/24 not installed in the routing table?

- A. There is no ARP entry for 192.168.1.1.
- B. The router cannot ping 192.168.1.1.
- C. The neighbor 192.168.1.1 just timed out and BGP will flush this prefix the next time that the BGP scanner runs.
- D. There is no route for 192.168.1.1 in the routing table.

**Correct Answer: D**

**Section: (none)**

**Explanation**

**Explanation/Reference:**

Explanation:

Here we see that the next hop IP address to reach the 172.16.1.0 network advertised by the BGP peer is 192.168.1.1. However, the 192.168.1.1 IP is not in the routing table of R3 so it adds the route to the BGP table but marks it as inaccessible, as shown.

**QUESTION 119**

Refer to the exhibit.

"Pass Any Exam. Any Time." - [www.actualtests.com](http://www.actualtests.com) 157



```
Routing Process "ospf 1" with ID 1.1.1.1
Start time: 1w5d, Time elapsed: 4d11h
Supports only single TOS(TOS0) routes
Supports opaque LSA
Supports Link-local Signaling (LLS)
Supports area transit capability
Router is not originating router-LSAs with maximum metric
Initial SPF schedule delay 5000 msec
Minimum hold time between two consecutive SPF 10000 msec
Maximum wait time between two consecutive SPF 10000 msec
Incremental-SPF disabled
Minimum LSA interval 5 sec
Minimum LSA arrival 1000 msec
LSA group pacing timer 240 sec
Interface flood pacing timer 33 msec
Retransmission pacing timer 66 msec
Number of external LSA 0. Checksum Sum 0x000000
Number of opaque AS LSA 0. Checksum Sum 0x000000
Number of DCbitless external and opaque AS LSA 0
Number of DoNotAge external and opaque AS LSA 0
Number of areas in this router is 1. 1 normal 0 stub 0 nssa
Number of areas transit capable is 0
External flood list length 0
IETF NSF helper support enabled
Cisco NSF helper support enabled
Reference bandwidth unit is 100 mbps
  Area BACKBONE(0)
    Number of interfaces in this area is 2 (1 loopback)
    Area has no authentication
    SPF algorithm last executed 00:00:11.176 ago
    SPF algorithm executed 7 times
    Area ranges are
    Number of LSA 3. Checksum Sum 0x0140E9
    Number of opaque link LSA 0. Checksum Sum 0x000000
    Number of DCbitless LSA 0
    Number of indication LSA 0
    Number of DoNotAge LSA 0
    Flood list length 0
```

Which two statements are true? (Choose two.)

- A. This is the output of the show ip ospf command.
- B. This is the output of the show ip protocols command.
- C. This router is an ABR.
- D. This router is an ASBR.
- E. Authentication is not configured for the area.

**Correct Answer:** AE

**Section:** (none)

**Explanation**

**Explanation/Reference:**

Explanation:

The following is sample output from the show ip ospf command when entered without a specific OSPF process ID with no authentication.

"Pass Any Exam. Any Time." - [www.actualtests.com](http://www.actualtests.com) 158

Router# show ip ospf

Routing Process "ospf 201" with ID 10.0.0.1 and Domain ID 10.20.0.1

Supports only single TOS(TOS0) routes

Supports opaque LSA

SPF schedule delay 5 secs, Hold time between two SPFs 10 secs

Minimum LSA interval 5 secs. Minimum LSA arrival 1 secs

LSA group pacing timer 100 secs

Interface flood pacing timer 55 msec

Retransmission pacing timer 100 msec

Number of external LSA 0. Checksum Sum 0x0

Number of opaque AS LSA 0. Checksum Sum 0x0

Number of DCbitless external and opaque AS LSA 0

Number of DoNotAge external and opaque AS LSA 0

Number of areas in this router is 2. 2 normal 0 stub 0 nssa

External flood list length 0

Area BACKBONE(0)

Number of interfaces in this area is 2

Area has no authentication

SPF algorithm executed 4 times

Area ranges are

Number of LSA 4. Checksum Sum 0x29BEB

Number of opaque link LSA 0. Checksum Sum 0x0

Number of DCbitless LSA 3

Number of indication LSA 0

Number of DoNotAge LSA 0

Flood list length 0

Reference: [http://www.cisco.com/c/en/us/td/docs/ios-xml/ios/iproute\\_ospf/command/iro-cr-book/ospf-s1.html#wp8749965360](http://www.cisco.com/c/en/us/td/docs/ios-xml/ios/iproute_ospf/command/iro-cr-book/ospf-s1.html#wp8749965360)

### QUESTION 120

Consider a network that mixes link bandwidths from 128 kb/s to 40 Gb/s. Which value should be set for the OSPF reference bandwidth?

- A. Set a value of 128.
- B. Set a value of 40000.
- C. Set a manual OSPF cost on each interface.  
"Pass Any Exam. Any Time." - [www.actualtests.com](http://www.actualtests.com) 159
- D. Use the default value.
- E. Set a value of 40000000.
- F. Set a value of 65535.

**Correct Answer: C**

**Section: (none)**

**Explanation**

**Explanation/Reference:**

Explanation:

Unlike the metric in RIP which is determined by hop count and EIGRP's crazy mathematical formulated metric, OSPF is a little more simple. The default formula to calculate the cost for the OSPF metric is  $(10^8/BW)$ .

By default the metrics reference cost is 100Mbps, so any link that is 100Mbps will have a metric of

1. a T1 interface will have a metric of 64 so in this case if a router is trying to get to a FastEthernet network on a router that is through a T1 the metric would be 65 ( $64 + 1$ ).

You do however have the ability to statically specify a metric on a per interface basis by using the `ip ospf cost #` where the cost is an integer between 1-65535.

So the big question is why would you want to statically configure a metric?

The biggest advantage of statically configuring an OSPF metric on an interface is to manipulate which route will be chosen dynamically via OSPF. In a nut shell it's like statically configuring a dynamic protocol to use a specific route. It should also be used when the interface bandwidths vary greatly (some very low bandwidth interfaces and some very high speed interfaces on the same router).

### QUESTION 121

Which statement about a type 4 LSA in OSPF is true?

- A. It is an LSA that is originated by an ABR, that is flooded throughout the AS, and that describes a route to the ASBR.
- B. It is an LSA that is originated by an ASBR, that is flooded throughout the AS, and that describes a route to the ASBR.
- C. It is an LSA that is originated by an ASBR, that is flooded throughout the area, and that describes a route to the ASBR.
- D. It is an LSA that is originated by an ABR, that is flooded throughout the AS, and that describes a route to the ABR.

E. It is an LSA that is originated by an ABR, that is flooded throughout the area, and that describes a route to the ASBR.

**Correct Answer:** E

**Section:** (none)

**Explanation**

**Explanation/Reference:**

Explanation:

"Pass Any Exam. Any Time." - [www.actualtests.com](http://www.actualtests.com) 160

LSA Type 4 (called Summary ASBR LSA) is generated by the ABR to describe an ASBR to routers in other areas so that routers in other areas know how to get to external routes through that ASBR.

**QUESTION 122**

Refer to the exhibit.

```
R1#show ip route 1.1.1.1
% Network not in table

R1#sho ip ospf database router 1.1.1.1

OSPF Router with ID (10.10.10.10) (Process ID 1)

Router Link States (Area 0)

  Adv Router is not-reachable
  LS age: 6
  Options: (No TOS-capability, DC)
  LS Type: Router Links
  Link State ID: 1.1.1.1
  Advertising Router: 1.1.1.1
  LS Seq Number: 80000003
  Checksum: 0x6889
  Length: 48
  Number of Links: 2

Link connected to: a Stub Network
  (Link ID) Network/subnet number: 1.1.1.1
  (Link Data) Network Mask: 255.255.255.255
  TOS 0 Metrics: 1

Link connected to: a Transit Network
  (Link ID) Designated Router address: 10.1.1.0
  (Link Data) Router Interface address: 10.1.1.1
  TOS 0 Metrics: 10

R1#sho ip ospf neighbor
```

Neighbor ID	Pri	State	Dead Time	Address	Interface
1.1.1.1	0	FULL/ -	00:00:36	10.1.1.1	Ethernet0/0

Why is the prefix 1.1.1.1/32 not present in the routing table of R1?

- A. There is a duplicate router ID.
- B. There is a subnet mask mismatch on Ethernet0/0.
- C. The router LSA has an invalid checksum.
- D. There is an OSPF network type mismatch that causes the advertising router to be unreachable.

**Correct Answer:** D

**Section:** (none)

**Explanation**

**Explanation/Reference:**

Explanation:

A common problem when using Open Shortest Path First (OSPF) is routes in the database don't

"Pass Any Exam. Any Time." - [www.actualtests.com](http://www.actualtests.com) 161

appear in the routing table. In most cases OSPF finds a discrepancy in the database so it doesn't install the route in the routing table. Often, you can see the Adv Router is not-reachable message (which means that the router advertising the LSA is not reachable through OSPF) on top of the link-state advertisement (LSA) in the database when this problem occurs. Here is an example:

Adv Router is not-reachable

LS age: 418

Options: (No TOS-capability, DC)

LS Type: Router Links

Link State ID: 172.16.32.2

Advertising Router: 172.16.32.2

LS Seq Number: 80000002

Checksum: 0xFA63


Length: 60

Number of Links: 3

There are several reasons for this problem, most of which deal with mis-configuration or a broken topology. When the configuration is corrected the OSPF database discrepancy goes away and the routes appear in the routing table.

Reason 1: Network Type Mismatch

Let's use the following network diagram as an example:



```
R4-4K
R1-7010
interface Loopback0
ip address 172.16.33.1 255.255.255.255
```

```
interface Serial2
ip address 172.16.32.1 255.255.255.0
ip ospf network broadcast
```

```
router ospf 20
network 172.16.0.0 0.0.255.255 area 0
interface Loopback0
ip address 172.16.30.1 255.255.255.255
!
```

```
"Pass Any Exam. Any Time." - www.actualtests.com 162
interface Serial1/0
ip address 172.16.32.2 255.255.255.0
clockrate 64000
```

```
router ospf 20
network 172.16.0.0 0.0.255.255 area 0
```

```
R4-4K(4)# show ip ospf interface serial 2
Serial2 is up, line protocol is up
Internet Address 172.16.32.1/24, Area 0
Process ID 20, Router ID 172.16.33.1, Network Type BROADCAST, Cost: 64
Transmit Delay is 1 sec, State DR, Priority 1
Designated Router (ID) 172.16.33.1, Interface address 172.16.32.1
Backup Designated router (ID) 172.16.32.2, Interface address 172.16.32.2
Timer intervals configured, Hello 10, Dead 40, Wait 40, Retransmit 5
Hello due in 00:00:08
Neighbor Count is 1, Adjacent neighbor count is 1
Adjacent with neighbor 172.16.32.2 (Backup Designated Router)
Suppress hello for 0 neighbor(s)
```

```
R1-7010(5)# show ip ospf interface serial 1/0
Serial1/0 is up, line protocol is up
Internet Address 172.16.32.2/24, Area 0
Process ID 20, Router ID 172.16.32.2, Network Type POINT_TO_POINT, Cost: 64
Transmit Delay is 1 sec, State POINT_TO_POINT,
Timer intervals configured, Hello 10, Dead 40, Wait 40, Retransmit 5
Hello due in 00:00:02
Neighbor Count is 1, Adjacent neighbor count is 1
```

Adjacent with neighbor 172.16.33.1  
Suppress hello for 0 neighbor(s)

As you can see above, Router R4-4K is configured for broadcast, and Router R1-7010 is configured for point-to-point. This kind of network type mismatch makes the advertising router unreachable.

R4-4K(4)# show ip ospf database router 172.16.32.2

Adv Router is not-reachable  
LS agE. 418  
Options: (No TOS-capability, DC)  
LS TypeE. Router Links

"Pass Any Exam. Any Time." - [www.actualtests.com](http://www.actualtests.com) 163  
Link State ID. 172.16.32.2  
Advertising Router: 172.16.32.2  
LS Seq Number: 80000002  
Checksum: 0xFA63  
Length: 60  
Number of Links: 3

Link connected to: another Router (point-to-point)  
(Link ID) Neighboring Router ID. 172.16.33.1  
(Link Data) Router Interface address: 172.16.32.2  
Number of TOS metrics: 0  
TOS 0 Metrics: 64

Link connected to: a Stub Network  
(Link ID) Network/subnet number: 172.16.32.0  
(Link Data) Network Mask: 255.255.255.0  
Number of TOS metrics: 0  
TOS 0 Metrics: 64

R1-7010(5)# show ip ospf database router 172.16.33.1

Adv Router is not-reachable  
LS agE. 357  
Options: (No TOS-capability, DC)  
LS TypeE. Router Links  
Link State ID. 172.16.33.1  
Advertising Router: 172.16.33.1  
LS Seq Number: 8000000A  
Checksum: 0xD4AA  
Length: 48



Number of Links: 2

Link connected to: a Transit Network  
(Link ID) Designated Router address: 172.16.32.1  
(Link Data) Router Interface address: 172.16.32.1  
Number of TOS metrics: 0  
TOS 0 Metrics: 64

You can see that for subnet 172.16.32.0/24, Router R1-7010 is generating a point-to-point link and Router R4-4K is generating a transit link. This creates a discrepancy in the link-state database, which means no routes are installed in the routing table.

"Pass Any Exam. Any Time." - [www.actualtests.com](http://www.actualtests.com) 164  
R1-7010(5)# show ip route  
172.16.0.0/16 is variably subnetted, 3 subnets, 2 masks  
C 172.16.32.0/24 is directly connected, Serial1/0  
C 172.16.30.1/32 is directly connected, Loopback0

#### Solution

To solve this problem, configure both routers for the same network type. You can either change the network type of Router R1-7010 to broadcast, or change Router R4-4K's serial interface to point-to-point.

Reference: <http://www.cisco.com/c/en/us/support/docs/ip/open-shortest-path-first-ospf/7112-26.html>

#### QUESTION 123

Which authentication method does OSPFv3 use to secure communication between neighbors?

- A. plaintext
- B. MD5 HMAC
- C. PKI
- D. IPSec

**Correct Answer:** D

**Section:** (none)

**Explanation**

**Explanation/Reference:**

Explanation:

In order to ensure that OSPFv3 packets are not altered and re-sent to the device, causing the device to behave in a way not desired by its system administrators, OSPFv3 packets must be authenticated. OSPFv3 uses the IPsec secure socket API to add authentication to OSPFv3 packets. This API supports IPv6.

OSPFv3 requires the use of IPsec to enable authentication. Crypto images are required to use authentication, because only crypto images include the IPsec API needed for use with OSPFv3.

Reference: [http://www.cisco.com/c/en/us/td/docs/ios-xml/ios/iproute\\_ospf/configuration/15-sy/iro-15-sy-book/ip6-route-ospfv3-auth-ipsec.html](http://www.cisco.com/c/en/us/td/docs/ios-xml/ios/iproute_ospf/configuration/15-sy/iro-15-sy-book/ip6-route-ospfv3-auth-ipsec.html)

"Pass Any Exam. Any Time." - [www.actualtests.com](http://www.actualtests.com) 165

#### QUESTION 124

Which three statements are true about OSPFv3? (Choose three.)

- A. The only method to enable OSPFv3 on an interface is via the interface configuration mode.
- B. Multiple instances of OSPFv3 can be enabled on a single link.
- C. There are two methods to enable OSPFv3 on an interface, either via the interface configuration mode or via the router configuration mode.
- D. For OSPFv3 to function, IPv6 unicast routing must be enabled.
- E. For OSPFv3 to function, IPv6 must be enabled on the interface.
- F. Only one instance of OSPFv3 can be enabled on a single link.

**Correct Answer:** BDE

**Section:** (none)

**Explanation**

**Explanation/Reference:**

Explanation:

Here is a list of the differences between OSPFv2 and OSPFv3:

Following is a simple example of OSPFv3 configuration on a Cisco IOS 12.4T router.

```
ipv6 unicast-routing
ipv6 cef
!
interface GigabitEthernet 0/0
description Area 0.0.0.0 backbone interface
ipv6 address 2001:DB8:100:1::1/64
ipv6 ospf network broadcast
ipv6 ospf 100 area 0.0.0.0
```

Reference: <http://www.networkworld.com/article/2225270/cisco-subnet/ospfv3-for-ipv4-and-ipv6.html>

#### QUESTION 125

Which statement about OSPF multiaccess segments is true?

- A. The designated router is elected first.

- B. The designated and backup designated routers are elected at the same time.
- C. The router that sent the first hello message is elected first.
- D. The backup designated router is elected first.

**Correct Answer:** D

**Section:** (none)

**Explanation**

**Explanation/Reference:**

"Pass Any Exam. Any Time." - [www.actualtests.com](http://www.actualtests.com) 166

Explanation:

According to the RFC, the BDR is actually elected first, followed by the DR. The RFC explains why:

"The reason behind the election algorithm's complexity is the desire for an orderly transition from Backup Designated Router to Designated Router, when the current Designated Router fails. This orderly transition is ensured through the introduction of hysteresis: no new Backup Designated Router can be chosen until the old Backup accepts its new Designated Router responsibilities. The above procedure may elect the same router to be both Designated Router and Backup Designated Router, although that router will never be the calculating router (Router X) itself."

Reference: <http://www.ietf.org/rfc/rfc2328.txt> Page 76

#### **QUESTION 126**

What are the minimal configuration steps that are required to configure EIGRP HMAC-SHA2 authentication?

- A. classic router mode, interface XX, authentication mode hmac-sha-256 <password>
- B. named router mode, address-family statement, authentication mode hmac-sha-256 <password>
- C. named router mode, address-family statement, af-interface default, authentication mode hmac-sha-256 <password>
- D. named router mode, address-family statement, authentication mode hmac-sha-256 <password>

**Correct Answer:** C

**Section:** (none)

**Explanation**

**Explanation/Reference:**

Explanation:

The example below shows how to configure EIGRP HMAC-SHA2 on Cisco router:

```
Device(config)# router eigrp name1
```

```
Device(config-router)# address-family ipv4 autonomous-system 45000
```

```
Device(config-router-af)# af-interface ethernet 0/0
```

```
Device(config-router-af-interface)# authentication mode hmac-sha-256 0 password1 Device(config-router-af-interface)# end
```


Reference: [http://www.cisco.com/c/en/us/td/docs/ios-xml/ios/iproute\\_eigrp/configuration/15-sy/ire-15-sy-book/ire-sha-256.html](http://www.cisco.com/c/en/us/td/docs/ios-xml/ios/iproute_eigrp/configuration/15-sy/ire-15-sy-book/ire-sha-256.html)

# QUESTION 127

Refer to the exhibit.

R1:

```
interface Loopback0
 ip address 1.1.1.1 255.255.255.0
 ipv6 address 2001:12::1/128
 ipv6 eigrp 100
!
interface FastEthernet0/0
 ip address 10.1.12.1
 255.255.255.0
 duplex auto
 speed auto
 ipv6 address 2001:112::1/64
 ipv6 eigrp 100
!
interface FastEthernet0/1
 no ip address
 shutdown
 duplex auto
 speed auto
!
ip forward-protocol nd
!
!
no ip http server
no ip http secure-server
!
!
ipv6 router eigrp 100
 no shutdown
!
!
control-plane
!
```



R2:

```
interface Loopback0
 ip address 2.2.2.2 255.255.255.0
 ipv6 address 2001:12::2/128
 ipv6 eigrp 100
!
interface FastEthernet0/0
 ip address 10.1.12.2
 255.255.255.0
 duplex auto
 speed auto
 ipv6 address 2001:112::2/64
 ipv6 eigrp 100
!
interface FastEthernet0/1
 no ip address
 shutdown
 duplex auto
 speed auto
!
ip forward-protocol nd
!
!
no ip http server
no ip http secure-server
!
!
ipv6 router eigrp 100
 shutdown
!
!
control-plane
!
```

How many EIGRP routes will appear in the routing table of R2?

- A. 0
- B. 1
- C. 2
- D. 3

**Correct Answer:** A

**Section:** (none)

**Explanation**

**Explanation/Reference:**

Explanation:

EIGRPv6 on R2 was shut down so there is no EIGRP routes on the routing table of R2. If we turn on EIGRPv6 on R2 (with "no shutdown" command) then we would see the prefix of the loopback interface of R1 in the routing table of R2.

"Pass Any Exam. Any Time." - www.actualtests.com 168

```
R2#sh ipv6 route
IPv6 Routing Table - 5 entries
Codes: C - Connected, L - Local, S - Static, R - RIP, B - BGP
        U - Per-user Static route, M - MIPv6
        I1 - ISIS L1, I2 - ISIS L2, IA - ISIS interarea, IS - ISIS summary
        O - OSPF intra, OI - OSPF inter, OE1 - OSPF ext 1, OE2 - OSPF ext 2
        ON1 - OSPF NSSA ext 1, ON2 - OSPF NSSA ext 2
        D - EIGRP, EX - EIGRP external
D 2001:12::1/128 [90/156160]
    via FE80::200:CFF:FE07:BB01, FastEthernet0/0
C 2001:12::2/128 [0/0]
    via ::, Loopback0
C 2001:112::/64 [0/0]
    via ::, FastEthernet0/0
L 2001:112::2/128 [0/0]
    via ::, FastEthernet0/0
L FF00::/8 [0/0]
    via ::, Null0
R2#
```

Note. EIGRPv6 requires the "ipv6 unicast-routing" global command to be turned on first or it will not work.

#### QUESTION 128

Which two configuration changes should be made on the OTP interface of an EIGRP OTP route reflector? (Choose two.)

- A. passive-interface
- B. no split-horizon
- C. no next-hop-self
- D. hello-interval 60, hold-time 180

**Correct Answer:** BC

**Section:** (none)

**Explanation**

**Explanation/Reference:**

Explanation:

The EIGRP Over the Top feature enables a single end-to-end Enhanced Interior Gateway Routing Protocol (EIGRP) routing domain that is transparent to the underlying public or private WAN transport that is used for connecting disparate EIGRP customer sites. When an enterprise extends its connectivity across multiple sites through a private or a public WAN connection, the service provider mandates that the enterprise use an additional routing protocol, typically the Border Gateway Protocol (BGP), over the WAN links to ensure end-to-end routing. The use of an additional protocol causes additional complexities for the enterprise, such as additional routing processes and sustained interaction between EIGRP and the routing protocol to ensure connectivity, for the enterprise. With the EIGRP Over the Top feature, routing is consolidated into

"Pass Any Exam. Any Time." - [www.actualtests.com](http://www.actualtests.com) 169  
a single protocol (EIGRP) across the WAN.

Perform this task to configure a customer edge (CE) device in a network to function as an EIGRP Route Reflector:

1. enable
2. configure terminal
3. router eigrp virtual-name
4. address-family ipv4 unicast autonomous-system as-number
5. af-interface interface-type interface-number
6. no next-hop-self
7. no split-horizon
8. exit
9. remote-neighbors source interface-type interface-number unicast-listen lisp-encap
10. network ip-address
11. end

Note. Use no next-hop-self to instruct EIGRP to use the received next hop and not the local outbound interface address as the next hop to be advertised to neighboring devices. If no next-hop-self is not configured, the data traffic will flow through the EIGRP Route Reflector.

Reference: [http://www.cisco.com/c/en/us/td/docs/ios-xml/ios/iproute\\_eigrp/configuration/xr-3s/ire-xr-3s-book/ire-eigrp-over-the-top.html](http://www.cisco.com/c/en/us/td/docs/ios-xml/ios/iproute_eigrp/configuration/xr-3s/ire-xr-3s-book/ire-eigrp-over-the-top.html)

## QUESTION 129

Which statement about the function of poison reverse in EIGRP is true?

- A. It tells peers to remove paths that previously might have pointed to this router.
- B. It tells peers to remove paths to save memory and bandwidth.
- C. It provides reverse path information for multicast routing.
- D. It tells peers that a prefix is no longer reachable.

**Correct Answer:** A

**Section:** (none)

**Explanation**

**Explanation/Reference:**

Explanation:

Poison Reverse in EIGRP states: "Once you learn of a route through an interface, advertise it as unreachable back through that same interface". For more information please read here. <http://www.cisco.com/c/en/us/support/docs/ip/enhanced-interior-gateway-routing-protocol-eigrp/16406-eigrp-toc.html#splithorizon>.

"Pass Any Exam. Any Time." - [www.actualtests.com](http://www.actualtests.com) 170

### **QUESTION 130**

What is the preferred method to improve neighbor loss detection in EIGRP?

- A. EIGRP natively detects neighbor down immediately, and no additional feature or configuration is required.
- B. BFD should be used on interfaces that support it for rapid neighbor loss detection.
- C. Fast hellos (subsecond) are preferred for EIGRP, so that it learns rapidly through its own mechanisms.
- D. Fast hellos (one-second hellos) are preferred for EIGRP, so that it learns rapidly through its own mechanisms.

**Correct Answer:** B

**Section:** (none)

**Explanation**

**Explanation/Reference:**

Explanation:

Bi-directional Forwarding Detection (BFD) provides rapid failure detection times between forwarding engines, while maintaining low overhead. It also provides a single, standardized method of link/device/protocol failure detection at any protocol layer and over any media.

Reference: "Bidirectional Forwarding Detection for EIGRP"

[http://www.cisco.com/en/US/technologies/tk648/tk365/tk207/technologies\\_white\\_paper0900aecd8\\_0243fe7.html](http://www.cisco.com/en/US/technologies/tk648/tk365/tk207/technologies_white_paper0900aecd8_0243fe7.html)

**QUESTION 131**

How does EIGRP derive the metric for manual summary routes?

- A. It uses the best composite metric of any component route in the topology table.
- B. It uses the worst composite metric of any component route in the topology table.
- C. It uses the best metric vectors of all component routes in the topology table.
- D. It uses the worst metric vectors of all component routes in the topology table.

**Correct Answer:** A

**Section:** (none)

**Explanation**

**Explanation/Reference:**

Explanation:

For example if your router has a routing table like this:

"Pass Any Exam. Any Time." - [www.actualtests.com](http://www.actualtests.com) 171

D 192.168.8.0/24 [90/2632528] via 192.168.0.1, 00:00:12, Serial0/0

D 192.168.9.0/24 [90/2323456] via 192.168.0.1, 00:00:12, Serial0/0

D 192.168.10.0/24 [90/2195456] via 192.168.0.1, 00:00:12, Serial0/0

D 192.168.11.0/24 [90/2323456] via 192.168.0.1, 00:00:12, Serial0/0

Now suppose you want to manually summarize all the routes above, you can use this command (on the router that advertised these routes to our router):

```
Router(config-if)#ip summary-address eigrp 1 192.168.8.0 255.255.248.0
```

After that the routing table of your router will look like this:

D 192.168.8.0/21 [90/2195456] via 192.168.0.1, 00:01:42, Serial0/0

And we can see the manual summary route takes the smallest metric of the specific routes.

**QUESTION 132**

Refer to the exhibit.



```
R2#show ipv6 interface e0/0
Ethernet0/0 is up, line protocol is up
  IPv6 is enabled, link-local address is FE80::A8BB:CCFF:FE00:200
  No Virtual link-local address(es):
  No global unicast address is configured
  Joined group address(es):
    FF02::1
    FF02::2
    FF02::A
    FF02::1:FE00:200
```

Which part of the joined group addresses list indicates that the interface has joined the EIGRP multicast group address?

- A. FF02::1
- B. FF02::1:FE00:200
- C. FF02::A
- D. FF02::2

**Correct Answer:** C

**Section:** (none)

**Explanation**

**Explanation/Reference:**

"Pass Any Exam. Any Time." - [www.actualtests.com](http://www.actualtests.com) 172

Explanation:

FF02::A is an IPv6 link-local scope multicast addresses. This address is for all devices on a wire that want to "talk" EIGRP with one another. Focusing specifically on FF02::A and how routers join it, we can see and say three things:

Reference: <http://www.networkcomputing.com/networking/understanding-ipv6-what-is-solicited-node-multicast/a/d-id/1315703>

### QUESTION 133

EIGRP allows configuration of multiple MD5 keys for packet authentication to support easy rollover from an old key to a new key. Which two statements are true regarding the usage of multiple authentication keys? (Choose two.)

- A. Received packets are authenticated by the key with the smallest key ID.
- B. Sent packets are authenticated by all valid keys, which means that each packet is replicated as many times as the number of existing valid keys.
- C. Received packets are authenticated by any valid key that is chosen.

D. Sent packets are authenticated by the key with the smallest key ID.

**Correct Answer:** CD

**Section:** (none)

**Explanation**

**Explanation/Reference:**

Explanation:

Suppose two routers are connected with each other via Fa0/0 interfaces and they are configured to authenticate via MD5. Below is a simple configuration on both routers so that they will work:

```
Router1(config)#key chain KeyChainR1
Router1(config-keychain)#key 1
Router1(config-keychain-key)#key-string FirstKey
Router1(config-keychain-key)#key 2
Router1(config-keychain-key)#key-string SecondKey
Router2(config)#key chain KeyChainR2
Router2(config-keychain)#key 1
Router2(config-keychain-key)#key-string FirstKey
Router2(config-keychain-key)#key 2
Router2(config-keychain-key)#key-string SecondKey
```

Apply these key chains to R1 & R2:

"Pass Any Exam. Any Time." - [www.actualtests.com](http://www.actualtests.com) 173

```
Router1(config)#interface fastEthernet 0/0
Router1(config-if)#ip authentication mode eigrp 1 md5
Router1(config-if)#ip authentication key-chain eigrp 1 KeyChainR1
Router2(config)#interface fastEthernet 0/0
Router2(config-if)#ip authentication mode eigrp 1 md5
Router2(config-if)#ip authentication key-chain eigrp 1 KeyChainR2
```

There are some rules to configure MD5 authentication with EIGRP:

- + The key chain names on two routers do not have to match (in this case the name "KeyChainR1 & "KeyChainR2 do not match)
- + The key number and key-string on the two potential neighbors must match (for example "key 1 & "key-string FirstKey" must match on "key 1" & "key-string FirstKey" of neighboring router) Also some facts about MD5 authentication with EIGRP
- + When sending EIGRP messages the lowest valid key number is used -> D is correct. + When receiving EIGRP messages all currently configured valid keys are verified but the lowest valid one will be used -> Although answer C does not totally mention like that but it is the most suitable answer because A and B are totally wrong.

Answer A is not correct because we need valid key to authenticate.

As mentioned above, although answer C is not totally correct but it puts some light on why answer B is not correct: each packet is NOT "replicated as many times as the number of existing valid keys". All currently configured valid keys are verified but the lowest valid one will be used.

**QUESTION 134**

Refer to the exhibit.

"Pass Any Exam. Any Time." - www.actualtests.com 174

```
R1
!
interface FastEthernet0/0
ip address 10.1.1.5 255.255.255.0
!
router ospf 1
network 10.1.1.5 0.0.0.0 area 0
passive-interface default
!

R2
!
interface FastEthernet0/1
ip address 10.1.1.6 255.255.255.0
!
router ospf 10
network 10.1.1.6 0.0.0.0 area 0
!
```

Which additional configuration is necessary for R1 and R2 to become OSPF neighbors?

- A. R1  
!  
router ospf 1  
no passive-interface FastEthernet0/0  
!
- B. R2  
!  
router ospf 10  
no network 10.1.1.6 0.0.0.0 area 0  
network 10.1.1.6 0.0.0.0 area 1  
!
- C. R1  
!

```
interface FastEthernet0/0
ip ospf mtu-ignore
!
R2
!
interface FastEthernet0/1
ip ospf mtu-ignore
!
```

D. R1

```
!
"Pass Any Exam. Any Time." - www.actualtests.com 175
no router ospf 1
router ospf 10
network 10.1.1.5 0.0.0.0 area 0
```

**Correct Answer:** A

**Section:** (none)

**Explanation**

**Explanation/Reference:**

Explanation:

Because the passive interface default command is used, by default all interfaces are passive and no neighbors will form on these interfaces. We need to disable passive interface on the link to R2 by using the "no passive-interface FastEthernet0/0" on R1 under OSPF.

### QUESTION 135

Consider an OSPFv3 network with four parallel links between each pair of routers. Which measure can you use to reduce the CPU load and at the same time keep all links available for ECMP?

- A. Configure some interfaces as passive interface.
- B. Configure ipv6 ospf priority 0 on some interfaces.
- C. Configure some routers with a distribute list in ingress of the OSPFv3 process.
- D. Configure ipv6 ospf database-filter all out on some interfaces.

**Correct Answer:** D

**Section:** (none)

**Explanation**

**Explanation/Reference:**

Explanation:

To filter outgoing link-state advertisements (LSAs) to an Open Shortest Path First version 3 (OSPFv3) interface, use the ipv6 ospf database-filter all out

command in interface configuration mode. This can be done on some of the links to reduce the CPU load while still ensuring that all links in the equal cost path are still being used.

#### QUESTION 136

Refer to the exhibit.

"Pass Any Exam. Any Time." - www.actualtests.com 176

```
Load for five secs: 12%/0%; one minute: 4%; five minutes: 5%
Time source is NTP, 11:19:50.533 US/Ariz Tue Oct 1 2013

(10.10.76.191, 239.93.200.8), 7w0d/00:02:55, flags: sTI
  Incoming interface: TenGigabitEthernet8/2, RPF nbr 70.169.73.188, RPF-MFD
  Outgoing interface list:
    GigabitEthernet1/5, Forward/Sparse, 2w5d/00:02:25, H
    GigabitEthernet1/2, Forward/Sparse, 5w3d/00:02:25, H
    GigabitEthernet1/1, Forward/Sparse, 25w6d/00:02:49, H

(10.10.76.191, 239.93.200.9), 7w0d/00:02:55, flags: sTI
  Incoming interface: TenGigabitEthernet8/2, RPF nbr 70.169.73.188, RPF-MFD
  Outgoing interface list:
    GigabitEthernet1/5, Forward/Sparse, 2w5d/00:02:25, H
```

Which two statements about the device that generated the output are true? (Choose two.)

- A. The SPT-bit is set.
- B. The sparse-mode flag is set.
- C. The RP-bit is set.
- D. The source-specific host report was received.

**Correct Answer:** AD

**Section:** (none)

**Explanation**

**Explanation/Reference:**

Explanation:

In this example we can see that the s, T, and I flags are set. Here is a list of the flags and their meanings:  
show ip mroute Field Descriptions

Field

Description

Flags:

Provides information about the entry.

D - Dense

Entry is operating in dense mode.

S - Sparse

Entry is operating in sparse mode.

B - Bidir Group

Indicates that a multicast group is operating in bidirectional mode.

s - SSM Group

Indicates that a multicast group is within the SSM range of IP addresses. This flag is reset if the SSM range changes.

C - Connected

A member of the multicast group is present on the directly connected interface.

L - Local

The router itself is a member of the multicast group.

"Pass Any Exam. Any Time." - [www.actualtests.com](http://www.actualtests.com) 177

P - Pruned

Route has been pruned. The Cisco IOS software keeps this information so that a downstream member can join the source.

R - RP-bit set

Indicates that the (S, G) entry is pointing toward the RP. This is typically prune state along the shared tree for a particular source.

F - Register flag

Indicates that the software is registering for a multicast source.

T - SPT-bit set

Indicates that packets have been received on the shortest path source tree.

J - Join SPT

For (\*, G) entries, indicates that the rate of traffic flowing down the shared tree is exceeding the SPT-Threshold set for the group. (The default SPT-Threshold setting is 0 kbps.) When the J- Join shortest path tree (SPT) flag is set, the next (S, G) packet received down the shared tree triggers an (S, G) join in the direction of the source, thereby causing the router to join the source tree. For (S, G) entries, indicates that the entry was created because the SPT-Threshold for the group was exceeded. When the J- Join SPT flag is set for (S, G) entries, the router monitors the traffic rate on the source tree and attempts to switch back to the shared tree for this source if the traffic rate on the source tree falls below the SPT-Threshold of the group for more than 1 minute.

M - MSDP created entry

Indicates that a (\*, G) entry was learned through a Multicast Source Discovery Protocol (MSDP) peer. This flag is only applicable for a rendezvous point (RP) running MSDP.

X - Proxy Join Timer Running

Indicates that the proxy join timer is running. This flag is only set for (S, G) entries of an RP or "turnaround" router. A "turnaround" router is located at the intersection of a shared path (\*, G) tree and the shortest path from the source to the RP.

A - Advertised via MSDP

Indicates that an (S, G) entry was advertised through an MSDP peer. This flag is only applicable for an RP running MSDP.

U - URD

Indicates that a URD channel subscription report was received for the (S, G) entry.

I - Received Source Specific Host Report

Indicates that an (S, G) entry was created by an (S, G) report. This (S, G) report could have been created by IGMPv3, URD, or IGMP v3lite. This flag is only set on the designated router (DR).

Reference: [http://www.cisco.com/c/en/us/td/docs/ios/12\\_0s/feature/guide/12s\\_ssm.html](http://www.cisco.com/c/en/us/td/docs/ios/12_0s/feature/guide/12s_ssm.html)

"Pass Any Exam. Any Time." - [www.actualtests.com](http://www.actualtests.com) 178

#### **QUESTION 137**

Refer to the exhibit.

```
Switch#show ip mroute
IP Multicast Routing Table
Flags: D - Dense, S - Sparse, B - Bidir Group, s - SSM Group, C - Connected,
       L - Local, P - Pruned, R - RP-bit set, F - Register flag,
       T - SPT-bit set, J - Join SPT, M - MSDP created entry, E - Extranet,
       X - Proxy Join Timer Running, A - Candidate for MSDP Advertisement,
       U - URD, I - Received Source Specific Host Report,
       Z - Multicast Tunnel, z - MDT-data group sender,
       Y - Joined MDT-data group, y - Sending to MDT-data group,
       V - RD & Vector, v - Vector
Outgoing interface flags: H - Hardware switched, A - Assert winner
Timers: Uptime/Expires
Interface state: Interface, Next-Hop or VCD, State/Mode

(*, 239.192.1.1), 00:01:43/stopped, RP 10.210.150.1, flags: SJC
  Incoming interface: Null, RPF nbr 0.0.0.0
  Outgoing interface list:
    Vlan150, Forward/Sparse-Dense, 00:01:43/00:02:55

(10.210.168.132, 239.192.1.1), 00:00:25/00:02:38, flags: T
  Incoming interface: Port-channel1, RPF nbr 10.85.20.20
  Outgoing interface list:
    Vlan150, Forward/Sparse-Dense, 00:00:25/00:02:34

(*, 224.0.1.40), 00:01:57/00:02:53, RP 10.210.150.1, flags: SJCL
  Incoming interface: Null, RPF nbr 0.0.0.0
  Outgoing interface list:
    Port-channel1, Forward/Sparse-Dense, 00:01:09/00:03:18
    Vlan150, Forward/Sparse-Dense, 00:01:39/00:02:55
```

Which three statements about the output are true? (Choose three.)

- A. This switch is currently receiving a multicast data stream that is being forwarded out VLAN 150.
- B. A multicast receiver has requested to join one or more of the multicast groups.
- C. Group 224.0.1.40 is a reserved address, and it should not be used for multicast user data transfer.



- D. One or more multicast groups are operating in PIM dense mode.
- E. One or more of the multicast data streams will be forwarded out to neighbor 10.85.20.20.
- F. Group 239.192.1.1 is a reserved address, and it should not be used for multicast user data transfer.

**Correct Answer:** ABC

**Section:** (none)

**Explanation**

**Explanation/Reference:**

Explanation:

- A. VLAN 150 shows up in the outgoing interface list so those specific multicast streams are being forwarded to this VLAN.
- B. A receiver has requested to receive the multicast stream associated with the multicast address of 239.192.1.1, that is why this stream appears in the mroute table.
- C. The 224.0.1.40 is a reserved multicast group for cisco's Rp discovery. All cisco routers are members of this group by default and listen to this group for Cisco RP discovery messages advertised by mapping agent even if it is not configured

"Pass Any Exam. Any Time." - www.actualtests.com 179

#### **QUESTION 138**

Which statement about the RPF interface in a BIDIR-PIM network is true?

- A. In a BIDIR-PIM network, the RPF interface is always the interface that is used to reach the PIM rendezvous point.
- B. In a BIDIR-PIM network, the RPF interface can be the interface that is used to reach the PIM rendezvous point or the interface that is used to reach the source.
- C. In a BIDIR-PIM network, the RPF interface is always the interface that is used to reach the source.
- D. There is no RPF interface concept in BIDIR-PIM networks.

**Correct Answer:** A

**Section:** (none)

**Explanation**

**Explanation/Reference:**

Explanation:

RPF stands for "Reverse Path Forwarding". The RPF Interface of a router with respect to an address is the interface that the MRIB indicates should be used to reach that address. In the case of a BIDIR-PIM multicast group, the RPF interface is determined by looking up the Rendezvous Point Address in the MRIB. The RPF information determines the interface of the router that would be used to send packets towards the Rendezvous Point Link for the group.

Reference: <https://tools.ietf.org/html/rfc5015>

**QUESTION 139**

Which technology is an application of MSDP, and provides load balancing and redundancy between the RPs?

- A. static RP
- B. PIM BSR
- C. auto RP
- D. anycast RP

**Correct Answer:** D

**Section:** (none)

**Explanation**

**Explanation/Reference:**

Explanation:

"Pass Any Exam. Any Time." - [www.actualtests.com](http://www.actualtests.com) 180

Using Anycast RP is an implementation strategy that provides load sharing and redundancy in Protocol Independent Multicast sparse mode (PIM-SM) networks. Anycast RP allows two or more rendezvous points (RPs) to share the load for source registration and the ability to act as hot backup routers for each other. Multicast Source Discovery Protocol (MSDP) is the key protocol that makes Anycast RP possible.

Reference:

[www.cisco.com/c/en/us/td/docs/ios/solutions\\_docs/ip\\_multicast/White\\_papers/anycast.html](http://www.cisco.com/c/en/us/td/docs/ios/solutions_docs/ip_multicast/White_papers/anycast.html)

**QUESTION 140**

Which two statements are true about IPv6 multicast? (Choose two.)

- A. Receivers interested in IPv6 multicast traffic use IGMPv6 to signal their interest in the IPv6 multicast group.
- B. The PIM router with the lowest IPv6 address becomes the DR for the LAN.
- C. An IPv6 multicast address is an IPv6 address that has a prefix of FF00::/8.
- D. The IPv6 all-routers multicast group is FF02:0:0:0:0:0:0:2.

**Correct Answer:** CD

**Section:** (none)

**Explanation**

**Explanation/Reference:**

Explanation:

Multicast addresses in IPv6 have the prefix ff00::/8.

Well-known IPv6 multicast addresses

Address

Description

ff02::1

All nodes on the local network segment

ff02::2

All routers on the local network segment

Reference: [http://en.wikipedia.org/wiki/Multicast\\_address](http://en.wikipedia.org/wiki/Multicast_address)

#### QUESTION 141

DRAG DROP

Drag and drop the IPv6 address on the left to the correct IPv6 address type on the right.

"Pass Any Exam. Any Time." - [www.actualtests.com](http://www.actualtests.com) 181

Drag and drop the IPv6 address on the left to the correct IPv6 address type on the right	
FF01::2	Link Local Unicast
FF80:2a5b::5	Global Unicast
FDF8:E5F3:83E4:FEAA::53	Multicast
2005:CA75:D095::5	Unique Local Unicast
F880:E6F4:B665::44	

- A.
- B.
- C.
- D.

**Correct Answer:**

**Section: (none)**

**Explanation**

**Explanation/Reference:**

Drag and drop the IPv6 address on the left to the correct IPv6 address type on the right

FF01::2	FE80:2a5b::5
FF80:2a5b::5	2005:CA75:D095::5
FDF8:E5F3:83E4:FEAA::53	FF01::2
2005:CA75:D095::5	FDF8:E5F3:83E4:FEAA::53
F880:E6F4:B665::44	

Explanation:

FE80:2a5b::5
2005:CA75:D095::5
FF01::2
FDF8:E5F3:83E4:FEAA::53

#### QUESTION 142

DRAG DROP

Drag and drop the BGP attribute on the left to the correct category on the right.

Drag and drop the BGP attribute on the left to the correct category on the right.

Originator ID
Community
Local-Pref
AS_path
Aggregator
Next-Hop

BGP Well-Known Mandatory Attribute

Target

Target

BGP Well-Known Discretionary Attribute

Target

BGP Optional Nontransitive Attribute

Target

"Pass Any Exam. Any Time." - www.actualtests.com 182

- A.
- B.
- C.
- D.

**Correct Answer:**

**Section: (none)**

**Explanation**

**Explanation/Reference:**

Drag and drop the BGP attribute on the left to the correct category on the right.

Originator ID
Community
Local-Pref
AS_path
Aggregator
Next-Hop

BGP Well-Known Mandatory Attribute

AS\_path

Next-Hop

BGP Well-Known Discretionary Attribute

Local-Pref

BGP Optional Nontransitive Attribute

Originator ID

Explanation:

BGP Well-Known Mandatory Attribute
AS_path
Next-Hop

BGP Well-Known Discretionary Attribute
Local-Pref

BGP Optional Nontransitive Attribute
Originator ID

**QUESTION 143**  
DRAG DROP

Drag and drop the IPv6 multicast feature or protocol on the left to the correct address space on the right.

Drag and drop the IPv6 multicast feature or protocol on the left to the correct address space on the right.

All nodes	FF02::D
All routers	FF02::6
EIGRP	FF02::2
PIM routers	FF02::A
RIP routers	FF02::1
OSPFv3 all DR routers	FF02::9

"Pass Any Exam. Any Time." - www.actualtests.com 183

- A.
- B.
- C.
- D.

**Correct Answer:**

**Section: (none)**

**Explanation**

**Explanation/Reference:**



Drag and drop the IPv6 multicast feature or protocol on the left to the correct address space on the right.

All nodes	PIM routers
All routers	OSPFv3 all DR routers
EIGRP	All routers
PIM routers	EIGRP
RIP routers	All nodes
OSPFv3 all DR routers	RIP routers

Explanation:

PIM routers
OSPFv3 all DR routers
All routers
EIGRP
All nodes
RIP routers

**QUESTION 144**  
DRAG DROP

Drag and drop the multicast protocol or feature on the left to the correct address space on the right.

Drag and drop the multicast protocol or feature on the left to the correct address space on the right.	
Auto-RP announcement	224.0.0.13
PIMv2	232.0.0.0/8
GLBP	224.0.1.40
Auto-RP discovery	224.0.0.102
Source Specific Multicast (SSM)	224.0.1.39

- A.
- B.
- C.
- D.

**Correct Answer:**

**Section: (none)**

**Explanation**

**Explanation/Reference:**

"Pass Any Exam. Any Time." - [www.actualtests.com](http://www.actualtests.com) 184

Drag and drop the multicast protocol or feature on the left to the correct address space on the right.

Auto-RP announcement	PIMv2
PIMv2	Source Specific Multicast (SSM)
GLBP	Auto-RP discovery
Auto-RP discovery	GLBP
Source Specific Multicast (SSM)	Auto-RP announcement

Explanation:

PIMv2
Source Specific Multicast (SSM)
Auto-RP discovery
GLBP
Auto-RP announcement

#### QUESTION 145

DRAG DROP

Drag and drop the router preference on the left to the correct routing sequence (from most preferred to least preferred) on the right.

Drag and drop the router preference on the left to the correct routing sequence (from most preferred to least preferred) on the right

EBGP route	1
Static route	2
Most specific prefix	3
Directly connected route	4

- A.
- B.
- C.
- D.

**Correct Answer:**

**Section: (none)**

**Explanation**

**Explanation/Reference:**

Drag and drop the router preference on the left to the correct routing sequence (from most preferred to least preferred) on the right

EBGP route	Most specific prefix
Static route	Directly connected route
Most specific prefix	Static route
Directly connected route	EBGP route

Explanation:

"Pass Any Exam. Any Time." - www.actualtests.com 185

Most specific prefix
Directly connected route
Static route
EBGP route

**QUESTION 146**

DRAG DROP

Drag and drop the OSPF network type on the left to the correct traffic type category on the right.

Drag and drop the OSPF network type on the left to the correct traffic type category on the right.

Broadcast
Nonbroadcast
Point-to-Point
Loopback
Point-to-Multipoint
Point-to-Multipoint Nonbroadcast

Unicast
Multicast
Stub

- A.
- B.
- C.
- D.

**Correct Answer:**

**Section: (none)**

**Explanation**

**Explanation/Reference:**

Drag and drop the OSPF network type on the left to the correct traffic type category on the right.

Broadcast
Nonbroadcast
Point-to-Point
Loopback
Point-to-Multipoint
Point-to-Multipoint Nonbroadcast

Unicast

Nonbroadcast
Point-to-Multipoint Nonbroadcast

Multicast


Broadcast
Point-to-Point
Point-to-Multipoint

Stub

Loopback
----------

Explanation:

"Pass Any Exam. Any Time." - [www.actualtests.com](http://www.actualtests.com) 186



**QUESTION 147**  
Refer to the exhibit.



```
Internet Protocol, Src: 192.168.0.2 (192.168.0.2), Dst: 224.0.0.10 (224.0.0.10)
Version: 4
Header length: 20 bytes
Differentiated Services Field: 0xc0 (DSCP 0x30: Class Selector 6; ECN: 0x00)
Total Length: 60
Identification: 0x0000 (0)
Flags: 0x00
Fragment offset: 0
Time to live: 2
Protocol: EIGRP (88)
Header checksum: 0x16f6 [correct]
Source: 192.168.0.2 (192.168.0.2)
Destination: 224.0.0.10 (224.0.0.10)
```

Which two pieces of information in this Wireshark capture indicate that you are viewing EIGRP traffic? (Choose two.)

- A. the header length
- B. the protocol number
- C. the destination address
- D. the Class Selector
- E. the source address
- F. the header checksum

**Correct Answer:** BC

**Section:** (none)

**Explanation**

**Explanation/Reference:**

Explanation:

EIGRP uses protocol number 88, which shows as EIGRP in the capture. Also, we in the capture that the destination IP address is 224.0.0.10, which is the Enhanced Interior Gateway Routing Protocol (EIGRP) group address is used to send routing information to all EIGRP routers on a network segment.

#### QUESTION 148

When BGP route reflectors are used, which attribute ensures that a routing loop is not created?

- A. weight
- B. local preference

- C. multiexit discriminator
- D. originator ID

**Correct Answer:** D

**Section:** (none)

**Explanation**

**Explanation/Reference:**

Explanation:

As the iBGP learned routes are reflected, routing information may loop. The route reflector model has the following mechanisms to avoid routing loops:

Originator ID is an optional, nontransitive BGP attribute. It is a 4-byte attributed created by a route reflector. The attribute carries the router ID of the originator of the route in the local autonomous system. Therefore, if a misconfiguration causes routing information to come back to the originator,

the information is ignored.

.

Cluster-list is an optional, nontransitive BGP attribute. It is a sequence of cluster IDs that the route has passed. When a route reflector reflects a route from its clients to nonclient peers, and vice versa, it appends the local cluster ID to the cluster-list. If the cluster-list is empty, a new cluster-list is created. Using this attribute, a route reflector can identify if routing information is looped back to the same cluster due to misconfiguration. If the local cluster ID is found in the cluster-list, the advertisement is ignored.

Reference: [http://www.cisco.com/c/en/us/td/docs/ios/12\\_2/ip/configuration/guide/fipr\\_c/1cfbgp.html](http://www.cisco.com/c/en/us/td/docs/ios/12_2/ip/configuration/guide/fipr_c/1cfbgp.html) "Pass Any Exam. Any Time." - [www.actualtests.com](http://www.actualtests.com) 188

#### **QUESTION 149**

Refer to the exhibit.

```
Router#sh ip osp data summ

      OSPF Router with ID (100.1.1.1) (Process ID 1)

      Summary Net Link States (Area 0)

LS age: 22
Options: (No TOS-capability, DC, Downward)
LS Type: Summary Links(Network)
Link State ID: 2.2.0.0 (summary Network Number)
Advertising Router: 2.3.4.101
LS Seq Number: 80000001
Checksum: 0x3316
Length: 28
Network Mask: /24
      MTID: 0      Metric: 1
```

Which statement is true about the downward bit?

- A. It forces the CE router to use a backup link instead of sending traffic via MPLS VPN.
- B. It informs the PE router that the LSA metric has been recently decreased to 1 and that partial SPF calculation cannot be delayed.
- C. It forces the CE router to install the LSA with the downward bit set into its routing table as a discard route.
- D. It informs the PE router that the LSA was already redistributed into BGP by another PE router and that the LSA must not be redistributed into BGP again.

**Correct Answer:** D

**Section:** (none)

**Explanation**

**Explanation/Reference:**

Explanation:

From RFC 4577, specifically section 4.2.5.1

When a type 3 LSA is sent from a PE router to a CE router, the DN bit [OSPF-DN] in the LSA Options field MUST be set. This is used to ensure that if any CE router sends this type 3 LSA to a PE router, the PE router will not redistribute it further.

When a PE router needs to distribute to a CE router a route that comes from a site outside the latter's OSPF domain, the PE router presents itself as an ASBR (Autonomous System Border Router), and distributes the route in a type 5 LSA. The DN bit [OSPF-DN] MUST be set in these LSAs to ensure that they will be ignored by any other PE routers that receive them.

#### QUESTION 150

Which regular expression will match prefixes that originated from AS200?

- A. ^\$
- B. ^200\_
- C. \_200\$
- D. ^200)
- E. \_200\_

**Correct Answer: C**

**Section: (none)**

**Explanation**

#### Explanation/Reference:

Explanation:

Example on how to deny all prefixes originated in Autonomous System 200

```
router bgp 100
neighbor 10.1.1.1 remote-as 65535
neighbor 10.1.1.1 route-map map1 in
!
route-map map1 permit 10
match as-path 1
!
ip as-path access-list 5 deny _200$
ip as-path access-list 5 permit .*
```

Reference:

[http://www.cisco.com/c/en/us/td/docs/ios/termserv/configuration/guide/12\\_4t/tsv\\_12\\_4t\\_book/tsv\\_reg\\_express.html](http://www.cisco.com/c/en/us/td/docs/ios/termserv/configuration/guide/12_4t/tsv_12_4t_book/tsv_reg_express.html)

#### QUESTION 151

Which statement describes the difference between a stub area and a totally stub area?

- A. The ABR advertises a default route to a totally stub area and not to a stub area.
- B. Stub areas do not allow LSA types 4 and 5, while totally stub areas do not allow LSA types 3, 4, and 5.
- C. Totally stub areas allow limited external routes in the area via a special type 7 LSA, while stub areas do not.
- D. Stub areas do not allow external LSAs, ASBR summary LSAs, or summary LSAs with the exception of a default route originated by the ABR via a

summary LSA.

**Correct Answer:** B

**Section:** (none)

**Explanation**

**Explanation/Reference:**

Explanation:

Reference: <http://packetlife.net/blog/2008/jun/24/ospf-area-types/>

### QUESTION 152

Which two statements are true about IS-IS? (Choose two.)

- A. IS-IS DIS election is nondeterministic.
- B. IS-IS SPF calculation is performed in three phases.
- C. IS-IS works over the data link layer, which does not provide for fragmentation and reassembly.
- D. IS-IS can never be routed beyond the immediate next hop.

**Correct Answer:** CD

**Section:** (none)

**Explanation**

**Explanation/Reference:**

Explanation:

IS-IS runs directly over the data link alongside IP. On Ethernet, IS-IS packets are always 802.3 frames, with LSAPs 0xFEFE while IP packets are either Ethernet II frames or SNAP frames identified with the protocol number 0x800. OSPF runs over IP as protocol number 89.

IS-IS runs directly over layer 2 and hence:

- cannot support virtual links unless some explicit tunneling is implemented
- packets are kept small so that they don't require hop-by-hop fragmentation
- uses ATM/SNAP encapsulation on ATM but there are hacks to make it use VcMux encapsulation
- some operating systems that support IP networking have been implemented to differentiate Layer 3 packets in kernel. Such OSs require a lot of kernel modifications to support IS-IS for IP routing.
- can never be routed beyond the immediate next hop and hence shielded from IP spoofing and similar Denial of Service attacks.

Reference: <https://tools.ietf.org/html/draft-bhatia-manral-diff-isis-ospf-00>

"Pass Any Exam. Any Time." - [www.actualtests.com](http://www.actualtests.com) 191

### QUESTION 153

Which command do you use to connect a dense-mode domain to a sparse-mode multicast domain?

- A. none, because there is no such command
- B. ip pim spt-threshold infinity
- C. ip pim register dense-mode
- D. ip pim dense-mode proxy-register

**Correct Answer:** D

**Section:** (none)

**Explanation**

**Explanation/Reference:**

Explanation:

For IP PIM multicast, Cisco recommends Sparse-Mode over Dense-Mode. In the midst of our network migration, we have a new network operating in Sparse-Mode with Anycast rendezvous point (RP) but our existing network is still operating in Dense-Mode. To bridge two different modes across both PIM domains, we should use the ip pim dense-mode proxy-register command on the interface leading toward the bordering dense mode region. This configuration will enable the border router to register traffic from the dense mode region (which has no concept of registration) with the RP in the sparse mode domain.

Reference: <http://networkerslog.blogspot.com/2010/12/bridging-dense-mode-pim-to-sparse-mode.html>

#### **QUESTION 154**

Which two statements about the function of a PIM designated router are true? (Choose two.)

- A. It forwards multicast traffic from the source into the PIM network.
- B. It registers directly connected sources to the PIM rendezvous point.
- C. It sends PIM Join/Prune messages for directly connected receivers.
- D. It sends IGMP queries.
- E. It sends PIM asserts on the interfaces of the outgoing interface list.

**Correct Answer:** BC

**Section:** (none)

**Explanation**

**Explanation/Reference:**

Explanation:

In PIM ASM and SSM modes, the software chooses a designated router (DR) from the routers on each network segment. The DR is responsible for forwarding multicast data for specified groups and sources on that segment.

"Pass Any Exam. Any Time." - [www.actualtests.com](http://www.actualtests.com) 192

In ASM mode, the DR is responsible for unicasting PIM register packets to the RP. When a DR receives an IGMP membership report from a directly connected receiver, the shortest path is formed to the RP, which may or may not go through the DR. The result is a shared tree that connects all sources transmitting on the same multicast group to all receivers of that group. In SSM mode, the DR triggers (\*, G) or (S, G) PIM join messages toward the RP or the source. The path from the receiver to the source is determined hop by hop. The source must be known to the receiver or the DR.

Reference: [http://www.cisco.com/c/en/us/td/docs/switches/datacenter/sw/5\\_x/nx-os/multicast/configuration/guide/n7k\\_multic\\_cli\\_5x/pim.html#wp1054047](http://www.cisco.com/c/en/us/td/docs/switches/datacenter/sw/5_x/nx-os/multicast/configuration/guide/n7k_multic_cli_5x/pim.html#wp1054047)

#### QUESTION 155

Refer to the exhibit.

```
router bgp 1
neighbor 10.1.1.1 remote-as 2
neighbor 10.1.1.1 ttl-security hops 2
```

Which IP packets will be accepted from EBGp neighbor 10.1.1.1?

- A. IP packets with a TTL count in the header that is equal to or greater than 253
- B. IP packets with a TTL count in the header that is equal to 253
- C. IP packets with a TTL count in the header that is equal to or greater than 2
- D. IP packets with a TTL count in the header that is equal to 2

**Correct Answer:** A

**Section:** (none)

**Explanation**

**Explanation/Reference:**

Explanation:

neighbor ip-address ttl-security hops hop-count

Example:

Router(config-router)# neighbor 10.1.1.1 ttl-security hops 2

Configures the maximum number of hops that separate two peers.

The hop-count argument is set to number of hops that separate the local and remote peer. If the expected TTL value in the IP packet header is 254, then the number 1 should be configured for

"Pass Any Exam. Any Time." - [www.actualtests.com](http://www.actualtests.com) 193

the hop-count argument. The range of values is a number from 1 to 254.

When this feature is enabled, BGP will accept incoming IP packets with a TTL value that is equal

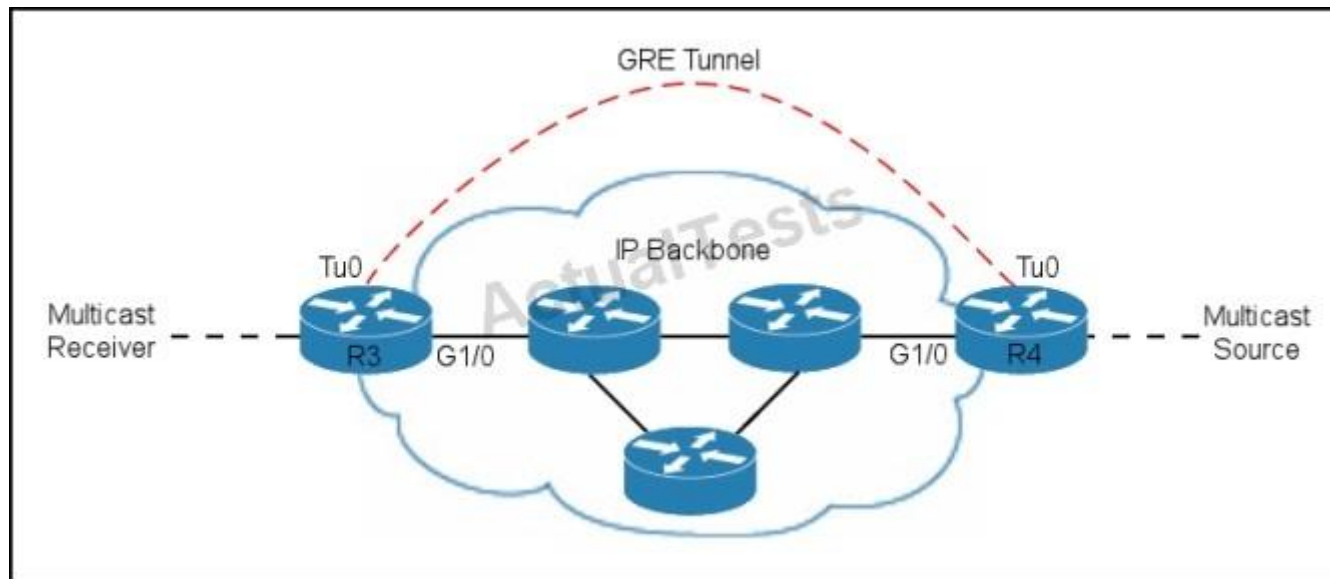
to or greater than the expected TTL value. Packets that are not accepted are silently discarded.

The example configuration sets the expected incoming TTL value to at least 253, which is 255 minus the TTL value of 2, and this is the minimum TTL value expected from the BGP peer. The local router will accept the peering session from the 10.1.1.1 neighbor only if it is 1 or 2 hops away.

Reference: [http://www.cisco.com/c/en/us/td/docs/ios/12\\_2s/feature/guide/fs\\_btsh.html](http://www.cisco.com/c/en/us/td/docs/ios/12_2s/feature/guide/fs_btsh.html)

#### QUESTION 156

Refer to the exhibit.



A tunnel is configured between R3 to R4 sourced with their loopback interfaces. The ip pim sparse-dense mode command is configured on the tunnel interfaces and multicast-routing is enabled on R3 and R4. The IP backbone is not configured for multicast routing.

The RPF check has failed toward the multicast source.

Which two conditions could have caused the failure? (Choose two.)



- A. The route back to the RP is through a different interface than tunnel 0.
- B. The backbone devices can only route unicast traffic.
- C. The route back to the RP is through the same tunnel interface.  
"Pass Any Exam. Any Time." - www.actualtests.com 194
- D. A static route that points the RP to GigabitEthernet1/0 is configured.

**Correct Answer:** AD

**Section:** (none)

**Explanation**

**Explanation/Reference:**

Explanation:

·For a successful RPF verification of multicast traffic flowing over the shared tree (\*,G) from RP, an ip mroute rp-address nexthop command needs to be configured for the RP address, that points to the tunnel interface.

A very similar scenario can be found at the reference link below:

Reference: <http://www.cisco.com/c/en/us/support/docs/ip/ip-multicast/43584-mcast-over-gre.html>

#### **QUESTION 157**

Which option is the default number of routes over which EIGRP can load balance?

- A. 1
- B. 4
- C. 8
- D. 16

**Correct Answer:** B

**Section:** (none)

**Explanation**

**Explanation/Reference:**

Explanation:

By default, EIGRP load-shares over four equal-cost paths. For load sharing to happen, the routes to load-share over must show up in the IP forwarding table or with the show ip route command. Only when a route shows up in the forwarding table with multiple paths to it will load sharing occur.

Reference:

[http://www.informit.com/library/content.aspx?b=CCIE\\_Practical\\_Studies\\_I&seqNum=126](http://www.informit.com/library/content.aspx?b=CCIE_Practical_Studies_I&seqNum=126)

**QUESTION 158**

When EIGRP is used as the IPv4 PE-CE protocol, which two requirements must be configured before the BGP IPv4 address family can be configured? (Choose two.)

- A. the route distinguisher  
"Pass Any Exam. Any Time." - [www.actualtests.com](http://www.actualtests.com) 195
- B. the virtual routing and forwarding instance
- C. the loopback interface
- D. the router ID

**Correct Answer:** AB

**Section:** (none)

**Explanation**

**Explanation/Reference:**

Explanation:

A VRF must be created, and a route distinguisher and route target must be configured in order for the PE routers in the BGP network to carry EIGRP routes to the EIGRP CE site. The VRF must also be associated with an interface in order for the PE router to send routing updates to the CE router.

Prerequisites

Before this feature can be configured, MPLS and CEF must be configured in the BGP network, and multiprotocol BGP and EIGRP must be configured on all PE routers that provide VPN services to CE routers.

Reference:

[http://www.cisco.com/c/en/us/td/docs/ios/12\\_0s/feature/guide/seipecec.html#wp1083316](http://www.cisco.com/c/en/us/td/docs/ios/12_0s/feature/guide/seipecec.html#wp1083316)

**QUESTION 159**

Which three EIGRP packet types are valid? (Choose three.)

- A. open
- B. notification
- C. keep-alive
- D. hello
- E. query
- F. reply

**Correct Answer:** DEF

**Section:** (none)

**Explanation**

**Explanation/Reference:**

Explanation:

EIGRP uses the following packet types: hello and acknowledgment, update, and query and reply. Hello packets are multicast for neighbor discovery/recovery and do not require acknowledgment. An acknowledgment packet is a hello packet that has no data. Acknowledgment packets contain a nonzero acknowledgment number and always are sent by using a unicast address. Update packets are used to convey reachability of destinations. When a new neighbor is discovered, unicast update packets are sent so that the neighbor can build up its topology table. In other cases, such as a link-cost change, updates are multicast. Updates always are transmitted

"Pass Any Exam. Any Time." - [www.actualtests.com](http://www.actualtests.com) 196 reliably.

Query and reply packets are sent when a destination has no feasible successors. Query packets are always multicast. Reply packets are sent in response to query packets to instruct the originator not to recompute the route because feasible successors exist. Reply packets are unicast to the originator of the query. Both query and reply packets are transmitted reliably.

Reference: [http://docwiki.cisco.com/wiki/Enhanced\\_Interior\\_Gateway\\_Routing\\_Protocol](http://docwiki.cisco.com/wiki/Enhanced_Interior_Gateway_Routing_Protocol)

#### QUESTION 160

Which term describes an EIGRP route that has feasible successors?

- A. active
- B. passive
- C. redistributed
- D. invalid

**Correct Answer:** B

**Section:** (none)

**Explanation**

**Explanation/Reference:**

Explanation:

A topology table entry for a destination can have one of two states. A route is considered in the Passive state when a router is not performing a route recomputation. The route is in Active state when a router is undergoing a route recomputation. If there are always feasible successors, a route never has to go into Active state and avoids a route recomputation.

When there are no feasible successors, a route goes into Active state and a route recomputation occurs. A route recomputation commences with a router sending a query packet to all neighbors. Neighboring routers can either reply if they have feasible successors for the destination or optionally return a query indicating that they are performing a route recomputation. While in Active state, a router cannot change the next-hop neighbor it is using to forward packets. Once all replies are received for a given query, the destination can transition to Passive state and a new successor can be selected.

Reference: [http://docwiki.cisco.com/wiki/Enhanced\\_Interior\\_Gateway\\_Routing\\_Protocol](http://docwiki.cisco.com/wiki/Enhanced_Interior_Gateway_Routing_Protocol)

#### QUESTION 161

"Pass Any Exam. Any Time." - www.actualtests.com 197  
Refer to the exhibit.

```
Routing Protocol is "eigrp 1"
  Outgoing update filter list for all interfaces is not set
  Incoming update filter list for all interfaces is not set
  Default networks flagged in outgoing updates
  Default networks accepted from incoming updates
  EIGRP metric weight K1=1, K2=0, K3=1, K4=1, K5=0
  EIGRP maximum hopcount 100
  EIGRP maximum metric variance 1
  Redistributing: eigrp 1
  EIGRP NSF-aware route hold timer is 240s
  Automatic network summarization is not in effect
  Maximum path: 4
  Routing for Networks:
    10.1.24.0/24
    10.1.34.0/24
  Routing Information Sources:
    Gateway         Distance      Last Update
    10.1.24.2         90           00:00:28
    10.1.34.3         90           00:00:28
  Distance: internal 90 external 170
```

If EIGRP is configured between two routers as shown in this output, which statement about their EIGRP relationship is true?

- A. The routers will establish an EIGRP relationship successfully.
- B. The routers are using different authentication key-strings.
- C. The reliability metric is enabled.
- D. The delay metric is disabled.

**Correct Answer: C**

**Section: (none)**

**Explanation**

**Explanation/Reference:**

Explanation:

The 5 K values used in EIGRP are:

K1 = Bandwidth modifier

K2 = Load modifier  
K3 = Delay modifier  
K4 = Reliability modifier  
K5 = Additional Reliability modifier

However, by default, only K1 and K3 are used (bandwidth and delay). In this output we see that K1, K3, and K4 (Reliability) are all set.

"Pass Any Exam. Any Time." - [www.actualtests.com](http://www.actualtests.com) 198

#### **QUESTION 162**

Which type of OSPF packet is an OSPF link state update packet?

- A. type 1
- B. type 2
- C. type 3
- D. type 4
- E. type 5

**Correct Answer:** D

**Section:** (none)

**Explanation**

**Explanation/Reference:**

Explanation:

Link State Update packets are OSPF packet type 4. These packets implement the flooding of link state advertisements. Each Link State Update packet carries a collection of link state advertisements one hop further from its origin. Several link state advertisements may be included in a single packet.

Reference: <http://www.freesoft.org/CIE/RFC/1583/107.htm>

#### **QUESTION 163**

If two OSPF type 3 prefixes have the same metric, and are within the same process, which prefix(es) are installed into the routing table?

- A. The route whose originator has the lower router ID.
- B. Both routes are installed.
- C. The route whose originator has the higher router ID.
- D. The first route that is learned.

**Correct Answer:** B

**Section:** (none)

**Explanation**

**Explanation/Reference:**

Explanation:

OSPF allows multiple equal-cost paths to the same destination. Since all link-state information is flooded and used in the SPF calculation, multiple equal cost paths can be computed and used for routing, and each route will be installed in the routing table.

"Pass Any Exam. Any Time." - [www.actualtests.com](http://www.actualtests.com) 199

**QUESTION 164**

Which OSPF feature supports LSA rate limiting in milliseconds to provide faster convergence?

- A. LSA throttling
- B. incremental SPF
- C. fast hello
- D. SPF tuning

**Correct Answer:** A

**Section:** (none)

**Explanation**

**Explanation/Reference:**

Explanation:

The OSPF Link-State Advertisement (LSA) Throttling feature provides a dynamic mechanism to slow down link-state advertisement (LSA) updates in OSPF during times of network instability. It also allows faster Open Shortest Path First (OSPF) convergence by providing LSA rate limiting in milliseconds.

Reference: [http://www.cisco.com/c/en/us/td/docs/ios/12\\_0s/feature/guide/fsolsath.html](http://www.cisco.com/c/en/us/td/docs/ios/12_0s/feature/guide/fsolsath.html)

**QUESTION 165**

Which two options are BGP attributes that are updated when router sends an update to its eBGP peer? (Choose two.)

- A. weight
- B. local preference
- C. AS\_path
- D. next-hop

**Correct Answer:** CD

**Section:** (none)

**Explanation**

**Explanation/Reference:**

Explanation:

AS\_Path describes the inter-AS path taken to reach a destination. It gives a list of AS Numbers traversed when reaching to a destination. Every BGP speaker when advertising a route to a peer will include its own AS number in the NLRI. The subsequent BGP speakers who advertise this route will add their own AS number to the AS\_Path, the subsequent AS numbers get prepended to the list. The end result is the AS\_Path attribute is able to describe all the autonomous systems it has traversed, beginning with the most recent AS and ending with the originating AS.

"Pass Any Exam. Any Time." - [www.actualtests.com](http://www.actualtests.com) 200

NEXT\_HOP Attribute specifies the next hop IP address to reach the destination advertised in the NLRI. NEXT\_HOP is a well-known mandatory attribute that is included in every eBGP update.

Reference: <http://netcerts.net/bgp-path-attributes-and-the-decision-process/>

**QUESTION 166**

Which BGP aggregate address configuration advertises only the aggregate address, with attributes inherited from the more specific routes?

- A. summary-only as-set
- B. as-set
- C. summary
- D. summary-only

**Correct Answer:** A

**Section:** (none)

**Explanation**

**Explanation/Reference:**

Explanation:

Example:

```
router bgp 300
neighbor 2.2.2.2 remote-as 100
neighbor 3.3.3.3 remote-as 200
neighbor 4.4.4.4 remote-as 400
aggregate-address 160.0.0.0 255.0.0.0 summary-only as-set
```

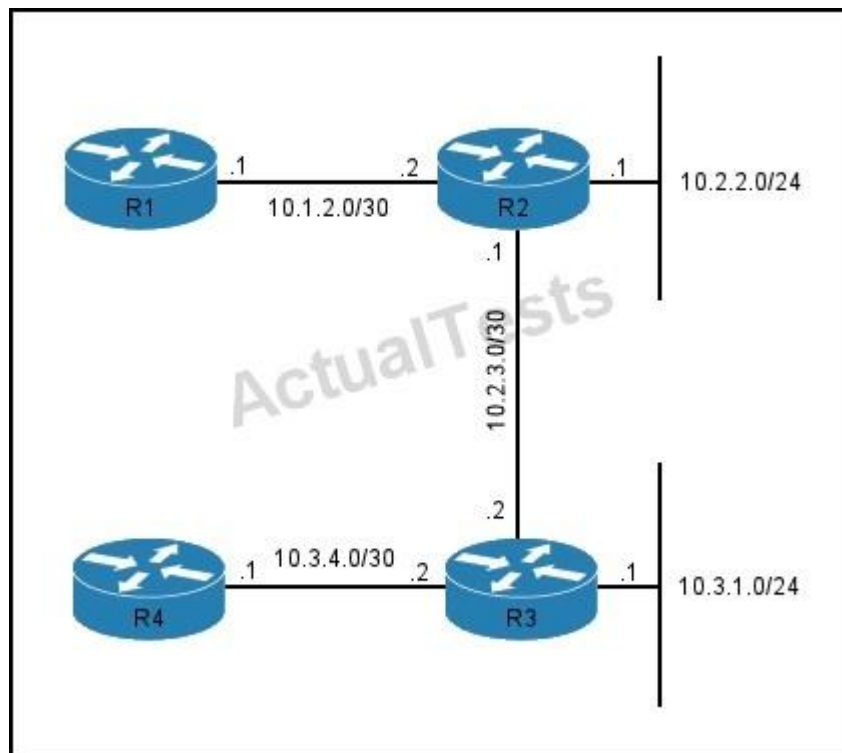
!--- With the as-set configuration command, the aggregate  
!--- inherits the attributes of the more-specific routes.

Reference: <http://www.cisco.com/c/en/us/support/docs/ip/border-gateway-protocol-bgp/5441-aggregation.html>

# QUESTION 167

Refer to the exhibit.

"Pass Any Exam. Any Time." - www.actualtests.com 201



If IS-IS is configured utilizing default metrics, what is the cost for Router 4 to reach the 10.2.2.0/24 network?

- A. 1
- B. 20
- C. 30
- D. 63

**Correct Answer:** C

**Section:** (none)

**Explanation**



**Explanation/Reference:**

Explanation:

By default, every link in an IS-IS network has a metric of 10.

**QUESTION 168**

Refer to the exhibit.

"Pass Any Exam. Any Time." - [www.actualtests.com](http://www.actualtests.com) 202

```
ip route vrf red 0.0.0.0 0.0.0.0 192.168.1.1 global
```

Which three statements about this configuration are true? (Choose three.)

- A. The default route appears in the global routing table.
- B. The static route appears in the VRF red routing table.
- C. The subnet 192.168.1.0 is unique to the VRF red routing table.
- D. The static route is added to the global routing table and leaked from the VRF red.
- E. The subnet 192.168.1.0 is unique to the global routing table.
- F. 192.168.1.1 is reachable using any of the addresses on the router where the static route is configured.

**Correct Answer:** ABE

**Section:** (none)

**Explanation**

**Explanation/Reference:**

Explanation:

This is an example of the route leaking feature. Here, this static route is created for the red VRF so it will be installed into the red VRF routing table, but the use of the global keyword will cause this default route to appear in the global routing table.

**QUESTION 169**

Refer to the exhibit.

```
ip route 10.0.0.0 255.255.255.0 192.168.1.2
interface loopback0
 ip address 10.0.0.1 255.255.255.0
router rip
 network 10.0.0.0
router eigrp 1
 network 10.0.0.0
router ospf 1
 network 10.0.0.0 0.0.0.255 area 0
```

Which route type is displayed when you enter the command show ip route supernets-only on a device with this configuration?

"Pass Any Exam. Any Time." - www.actualtests.com 203

- A. Connected
- B. OSPF
- C. RIP
- D. EIGRP
- E. An empty route set

**Correct Answer:** E

**Section:** (none)

**Explanation**

**Explanation/Reference:**

Explanation:

This command shows supernets only; it does not show subnets. In this case, the routing table would contain the 10.0.0.0/24 subnet, but not the 10.0.0.0/8 supernet.

#### QUESTION 170

Which statement about passive interfaces is true?

- A. The interface with the OSPF passive interface configuration appears as a not-so-stubby network.
- B. The interface with the EIGRP passive interface configuration ignores routes after the exchange of hello packets.
- C. The interface with the IS-IS passive interface configuration sends the IP address of that interface in the link-state protocol data units.
- D. Passive interface can be configured on the interface for IS-IS.

**Correct Answer:** C

**Section: (none)**

**Explanation**

**Explanation/Reference:**

Explanation:

With IS-IS, passive interfaces are used to prevent unnecessary LSA packets out that interface, but the IP address of passive interfaces are still included in updates going out the other interfaces. This behavior is what enables the best practice of configuring loopback interfaces as passive, but still having the loopback be reachable.

**QUESTION 171**

Refer to the exhibit.

"Pass Any Exam. Any Time." - www.actualtests.com 204

```
access-list 1 permit 10.3.5.0 0.0.3.255
router eigrp 1
  network 10.0.0.0
  no auto-summary
  distribute-list 1 out
```

Which two routes are included in the route update? (Choose two.)

- A. 10.3.0.0
- B. 10.3.2.0
- C. 10.3.4.0
- D. 10.3.6.0
- E. 10.3.3.0

**Correct Answer: CD**

**Section: (none)**

**Explanation**

**Explanation/Reference:**

Explanation:

This access list will permit the 10.3.4.0, 10.3.5.0, 10.3.6.0, and 10.3.7.0 subnets.

**QUESTION 172**

Which two statements about the metric-style wide statement as it applies to route redistribution are true? (Choose two.)

- A. It is used in IS-IS.
- B. It is used in OSPF.
- C. It is used in EIGRP.
- D. It is used for accepting TLV.
- E. It is used in PIM for accepting mroutes.
- F. It is used for accepting external routes.

**Correct Answer:** AD

**Section:** (none)

**Explanation**

**Explanation/Reference:**

Explanation:

To configure a router running IS-IS to generate and accept only new-style TLVs (TLV stands for type, length, and value object), use the metric-style wide command.

Reference:

[http://www.cisco.com/c/en/us/td/docs/ios/12\\_0s/feature/guide/TE\\_1208S.html#wp49409](http://www.cisco.com/c/en/us/td/docs/ios/12_0s/feature/guide/TE_1208S.html#wp49409)

"Pass Any Exam. Any Time." - www.actualtests.com 205

### **QUESTION 173**

You are tasked with configuring a router on an OSPF domain to import routes from an EIGRP domain and summarize the routes to 192.168.64.0.

Which statement configures the summarized route and provides equal-path route redundancy?

- A. area 32 range 192.168.64.0 255.255.192.0 cost 100
- B. area 32 range 192.168.64.0 255.255.63.0 cost 100
- C. area 32 range 192.168.64.0 255.255.64.0 cost 100
- D. area 32 range 192.168.64.0 255.255.192.0 multi-path

**Correct Answer:** A

**Section:** (none)

**Explanation**

**Explanation/Reference:**

Explanation:

area range

To consolidate and summarize routes at an area boundary, use the area range command in router configuration mode. To disable this function, use the no form of this command.

#### Syntax Description

area-id

Identifier of the area about which routes are to be summarized. It can be specified as either a decimal value or as an IP address.

ip-address

IP address.

mask

IP address mask.

advertise

(Optional) Sets the address range status to advertise and generates a Type 3 summary link-state advertisement (LSA).

not-advertise

(Optional) Sets the address range status to DoNotAdvertise. The Type 3 summary LSA is suppressed, and the component networks remain hidden from other networks.

cost cost

(Optional) Metric or cost for this summary route, which is used during OSPF SPF calculation to determine the shortest paths to the destination. The value can be 0 to 16777215.

Reference:

[http://www.cisco.com/c/en/us/td/docs/ios/12\\_2/iproute/command/reference/fiprrp\\_r/1rfospf.html#w](http://www.cisco.com/c/en/us/td/docs/ios/12_2/iproute/command/reference/fiprrp_r/1rfospf.html#w)

"Pass Any Exam. Any Time." - www.actualtests.com 206  
p1017596

#### QUESTION 174

Packets from a router with policy-based routing configured are failing to reach the next hop.

Which two additions can you make to the router configuration to enable the packets to flow correctly? (Choose two.)

- A. Enable ip proxy-arp on the exiting interface.
- B. Specify the next hop as an address.
- C. Specify the next hop as an interface.
- D. Add a match-any permit statement to the route map.

**Correct Answer:** AB

**Section:** (none)

**Explanation**

**Explanation/Reference:**

Explanation:

Here is an example:

```
Router(config)#route-map Engineers permit 20
Router(config-route-map)#match ip address 2
Router(config-route-map)#set interface Ethernet1
```

Here, instead of specifying a next-hop, it specifies that any packets matching this rule will be forwarded directly out the interface Ethernet1. This means that either the destination device must be on this segment, or there must be a router configured with Proxy ARP that can forward the packet to the ultimate destination.

### QUESTION 175

Which two options are EIGRP route authentication encryption modes? (Choose two.)

- A. MD5
- B. HMAC-SHA-256bit
- C. ESP-AES
- D. HMAC-AES

"Pass Any Exam. Any Time." - [www.actualtests.com](http://www.actualtests.com) 207

**Correct Answer:** AB

**Section:** (none)

**Explanation**

**Explanation/Reference:**

Explanation:

Packets exchanged between neighbors must be authenticated to ensure that a device accepts packets only from devices that have the same preshared authentication key. Enhanced Interior Gateway Routing Protocol (EIGRP) authentication is configurable on a per-interface basis; this means that packets exchanged between neighbors connected through an interface are authenticated. EIGRP supports message digest algorithm 5 (MD5) authentication to prevent the introduction of unauthorized information from unapproved sources. MD5 authentication is defined in RFC 1321. EIGRP also supports the Hashed Message Authentication Code-Secure Hash Algorithm-256 (HMAC-SHA-256) authentication method.

Reference: [http://www.cisco.com/c/en/us/td/docs/ios-xml/ios/iproute\\_eigrp/configuration/xr-3s/ire-xr-3s-book/ire-sha-256.html](http://www.cisco.com/c/en/us/td/docs/ios-xml/ios/iproute_eigrp/configuration/xr-3s/ire-xr-3s-book/ire-sha-256.html)

### QUESTION 176

Which neighbor-discovery message type is used to verify connectivity to a neighbor when the link-layer address of the neighbor is known?

- A. neighbor solicitation
- B. neighbor advertisement
- C. router advertisement
- D. router solicitation

**Correct Answer:** A

**Section:** (none)

**Explanation**

**Explanation/Reference:**

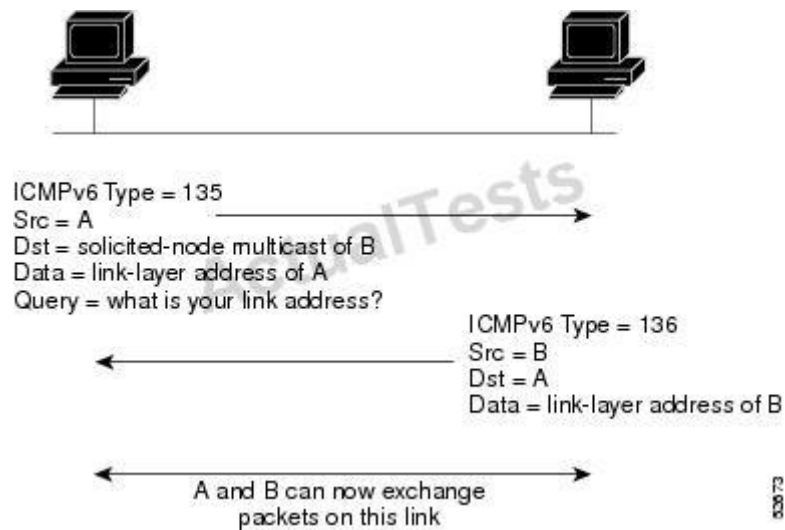
Explanation:

#### IPv6 Neighbor Solicitation Message

A value of 135 in the Type field of the ICMP packet header identifies a neighbor solicitation message. Neighbor solicitation messages are sent on the local link when a node wants to determine the link-layer address of another node on the same local link (see the figure below). When a node wants to determine the link-layer address of another node, the source address in a neighbor solicitation message is the IPv6 address of the node sending the neighbor solicitation message. The destination address in the neighbor solicitation message is the solicited-node multicast address that corresponds to the IPv6 address of the destination node. The neighbor solicitation message also includes the link-layer address of the source node.

Figure 1. IPv6 Neighbor Discovery: Neighbor Solicitation Message

"Pass Any Exam. Any Time." - www.actualtests.com 208



Reference: [http://www.cisco.com/c/en/us/td/docs/ios-xml/ios/ipv6\\_basic/configuration/xr-3s/ipv6b-xr-3s-book/ipv6-neighb-disc-xr.html](http://www.cisco.com/c/en/us/td/docs/ios-xml/ios/ipv6_basic/configuration/xr-3s/ipv6b-xr-3s-book/ipv6-neighb-disc-xr.html)

#### QUESTION 177

DRAG DROP

Drag and drop the IPv6 prefix on the left to the correct address type on the right.

Drag and drop the IPv6 prefix on the left to the correct address type on the right.

FF00::/8	Unique Local Unicast
FEC0::/10	Global Unicast
2000::/3	Link Local Unicast
FE80::/10	Multicast
FC00::/7	
ΓC00::/9	

- A.
- B.
- C.
- D.

**Correct Answer:**

**Section: (none)**

**Explanation**

**Explanation/Reference:**

"Pass Any Exam. Any Time." - [www.actualtests.com](http://www.actualtests.com) 209



Drag and drop the IPv6 prefix on the left to the correct address type on the right.

FF00::/8	FC00::/7
FEC0::/10	2000::/3
2000::/3	FEC0::/10
FE80::/10	FF00::/8
FC00::/7	
FC00::/9	

Explanation:

FC00::/7
2000::/3
FE80::/10
FF00::/8

#### QUESTION 178

DRAG DROP

Drag and drop the BGP attribute on the left to the correct category on the right.

Drag and drop the BGP attribute on the left to the correct category on the right.

Community
Atomic-Aggregate
Aggregator
Cluster List
Next-Hop
MED

BGP Well-Known Mandatory Attribute

Target

BGP Well-Known Discretionary Attribute

Target

BGP Optional Nontransitive Attribute

Target

Target

- A.
- B.
- C.
- D.

**Correct Answer:**

**Section: (none)**

**Explanation**

**Explanation/Reference:**

"Pass Any Exam. Any Time." - [www.actualtests.com](http://www.actualtests.com) 210

Drag and drop the BGP attribute on the left to the correct category on the right.

Community
Atomic-Aggregate
Aggregator
Cluster List
Next-Hop
MED

DGP Well-Known Mandatory Attribute

Next-Hop

BGP Well-Known Discretionary Attribute

Atomic-Aggregate

BGP Optional Nontransitive Attribute

Cluster List

MED

Explanation:

BGP Well-Known Mandatory Attribute
Next-Hop

BGP Well-Known Discretionary Attribute
Atomic-Aggregate

BGP Optional Nontransitive Attribute
Cluster List
MED

**QUESTION 179**  
DRAG DROP

Drag and drop the protocol on the left to the corresponding administrative distance on the right.

Drag and drop the protocol on the left to the corresponding administrative distance on the right.

ODR	0
connected	1
external EIGRP	160
static	115
IS-IS	200
IBGP	170

- A.
- B.
- C.
- D.

**Correct Answer:**

**Section: (none)**

**Explanation**

**Explanation/Reference:**

"Pass Any Exam. Any Time." - [www.actualtests.com](http://www.actualtests.com) 211

Drag and drop the protocol on the left to the corresponding administrative distance on the right.

ODR	connected
connected	static
external EIGRP	ODR
static	IS-IS
IS-IS	iBGP
iBGP	external EIGRP

Explanation:

connected
static
ODR
IS-IS
iBGP
external EIGRP

**QUESTION 180**  
DRAG DROP

Drag and drop the BGP state on the left to the action that defines it on the right.

Drag and drop the BGP state on the left to the action that defines it on the right.	
OpenConfirm	The BGP routing process detects that a peer is trying to establish a TCP session with the local BGP speaker.
Idle	The BGP routing process tries to establish a TCP session with a peer device.
Active	The TCP connection is established.
Connect	The BGP routing process waits to receive an initial keepalive message from the peer.
Established	The initial BGP state.
OpenSent	The router exchanges update messages with the peer.

- A.
- B.
- C.
- D.

**Correct Answer:**

**Section: (none)**

**Explanation**

**Explanation/Reference:**

"Pass Any Exam. Any Time." - www.actualtests.com 212

Drag and drop the BGP state on the left to the action that defines it on the right.

OpenConfirm	Connect
Idle	Active
Active	OpenSent
Connect	OpenConfirm
Established	Idle
OpenSent	Established

Explanation:



Connect
Active
OpenSent
OpenConfirm
Idle
Established

**QUESTION 181**  
DRAG DROP

Drag and drop the method for refreshing BGP prefixes on the left to the corresponding description on the right.

Drag and drop the method for refreshing BGP prefixes on the left to the corresponding description on the right.	
hard reset	requests a complete refresh of the Adj-RIB-Out
soft reset	tears down the peering session and deletes prefixes from the peer
dynamic inbound soft reset	uses extra prefix information stored locally
Enhanced Route Refresh	finds route inconsistencies and synchronizes with the peer

"Pass Any Exam. Any Time." - www.actualtests.com 213

- A.
- B.
- C.
- D.

**Correct Answer:**

**Section: (none)**

**Explanation**

**Explanation/Reference:**

Drag and drop the method for refreshing BGP prefixes on the left to the corresponding description on the right.

hard reset	dynamic inbound soft reset
soft reset	hard reset
dynamic inbound soft reset	soft reset
Enhanced Route Refresh	Enhanced Route Refresh

**Explanation:**

dynamic inbound soft reset
hard reset
soft reset
Enhanced Route Refresh

# QUESTION 182

## DRAG DROP

Drag and drop the IS-IS component on the left to the function that it performs on the right.

Drag and drop the IS-IS component on the left to the function that it performs on the right.	
attached bits	instructs other devices to route around the sending device until its LSDB is fully converged
overload bit	discovers neighboring IS-IS systems
TLV	carries additional data within an IS-IS packet
IIH	synchronizes the LSDB within an IS-IS domain
PNSP	indicates to a Level 1 device that the sending device has reachability to other areas
CNSP	requests retransmission of the latest version of an LSP

- A.
- B.
- C.
- D.

**Correct Answer:**

**Section: (none)**

**Explanation**

**Explanation/Reference:**

Drag and drop the IS-IS component on the left to the function that it performs on the right.

attached bits	overload bit
overload bit	IIH
TLV	TLV
IIH	CNSP
PNSP	attached bits
CNSP	PNSP

Explanation:

overload bit
IIH
TLV
CNSP
attached bits
PNSP

**QUESTION 183****DRAG DROP**

Drag and drop the RIP configuration command on the left to the function it performs on the right.

Drag and drop the RIP configuration command on the left to the function it performs on the right.

ip rip triggered	configures the router to verify the IP address of routers that send updates
output-delay	configures the router to send information only when the routing database is updated
validate-update-source	configures the router to modify routing metrics
offset-list	configures the router to throttle RIP updates

"Pass Any Exam. Any Time." - [www.actualtests.com](http://www.actualtests.com) 215

- A.
- B.
- C.
- D.

**Correct Answer:**

**Section: (none)**

**Explanation**

**Explanation/Reference:**

Drag and drop the RIP configuration command on the left to the function it performs on the right.

ip rip triggered	validate-update-source
output-delay	ip rip triggered
validate-update-source	offset-list
offset-list	output-delay

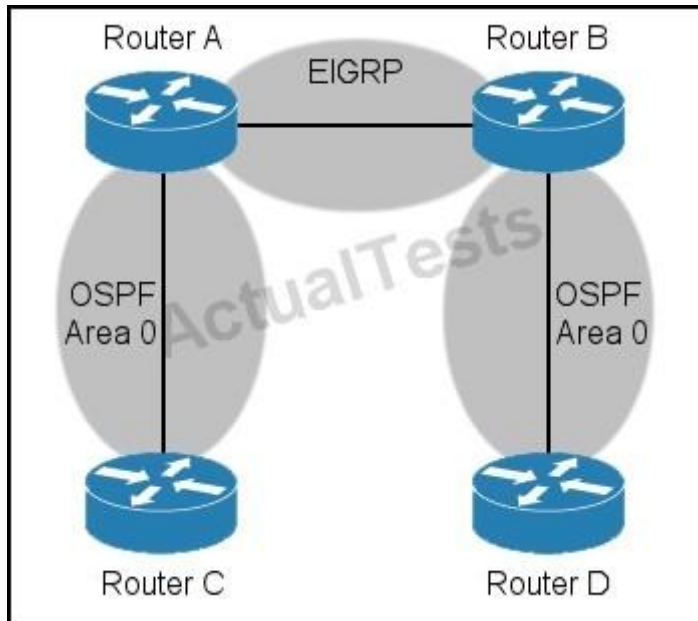
Explanation:

validate-update-source
ip rip triggered
offset-list
output-delay

#### QUESTION 184

Refer to the exhibit.

"Pass Any Exam. Any Time." - [www.actualtests.com](http://www.actualtests.com) 216



Which action must you take to enable full reachability from router C to router D?

- A. Build an OSPF virtual link.
- B. Build an OSPF sham link.
- C. Configure mutual redistribution between OSPF and EIGRP on routers A and B.
- D. Add a static route on router D.

**Correct Answer: C**

**Section: (none)**

**Explanation**

**Explanation/Reference:**

Explanation:

For full connectivity, we need to configure mutual redistribution to advertise the EIGRP routes into OSPF and to advertise the OSPF routes into the EIGRP network. This needs to be done at the two border routers that connect to both the EIGRP and OSPF domains.

**QUESTION 185**

Refer to the exhibit.



```
Router#show version
```

```
Router processor (revision 0x00) with 524288K bytes of memory.
```

```
Router#show memory statistics
```

	Head	Total (b)	Used (b)	Free (b)	Lowest (b)	Largest (b)
Processor	38A6400	405117952	360086164	1031788	37130412	34036896

```
Router#show process memory
```

PID	TTY	Allocated	Freed	Holding	Getbufs	Retbufs	Process
0	0	73373216	1706280	69497168	0	0	*Init*
154	0	1103256760	1247933568	311905892	204360	0	BGP Router
327	0	212528944	322521272	44071084	0	0	IP RIB Update

```
Router#show ip bgp summary
```

```
BGP router identifier 1.1.1.1, local AS number 65000
BGP table version is 310248959, main routing table version 310248959
246316 network entries using 29557920 bytes of memory
1586197 path entries using 76137456 bytes of memory
256960/41528 BGP path/bestpath attribute entries using 27751680 bytes of memory
440 BGP rrinfo entries using 10560 bytes of memory
115467 BGP AS-PATH entries using 3047538 bytes of memory
5952 BGP community entries using 479704 bytes of memory
0 BGP route-map cache entries using 0 bytes of memory
230723 BGP filter-list cache entries using 2768676 bytes of memory
BGP using 139753534 total bytes of memory
Dampening enabled. 8 history paths, 0 dampened paths
631350 received paths for inbound soft reconfiguration
BGP activity 9798913/9552597 prefixes, 220384574/218798377 paths, scan interval 60 secs
Neighbor      V    AS  MsgRcvd  MsgSent  TblVer  InQ  OutQ  Up/Down  State/PfxRcd
1.1.1.2        4  65001  39985912 1384531 310248959    0    0  9w1d    277030
1.1.1.3        4  65001  12269759  529250 310248959    0    0  26w0d    276929
1.1.1.4        4  65001  42728751 20209410 310248959    0    0  32w2d    200372
1.1.1.5        4  65001  46624114 20179383 310248959    0    0  1y14w    200372
```

Why is the router out of memory?

- A. The router is experiencing a BGP memory leak software defect.
- B. The BGP peers have been up for too long.
- C. The amount of BGP update traffic in the network is too high.
- D. The router has insufficient memory due to the size of the BGP database.

**Correct Answer:** D

**Section:** (none)

**Explanation**

**Explanation/Reference:**

Explanation:

Here we can see that this router is running out of memory due to the large size of the BGP routing database. In this case, this router is receiving over 200,000 routes from each of the 4 peers.

#### QUESTION 186

Refer to the exhibit.

```
R1#show ip ospf neighbor
```

Neighbor ID	Pri	State	Dead Time	Address	Interface
192.168.2.2	0	2WAY/DROTHER	00:00:35	10.25.123.2	Ethernet0/0
192.168.3.3	0	2WAY/DROTHER	00:00:38	10.25.123.3	Ethernet0/0

```
R1#
```

"Pass Any Exam. Any Time." - www.actualtests.com 218

Why is the OSPF state in 2WAY/DROTHER?

- A. This is the expected output when the interface Ethernet0/0 of R1 is configured with OSPF Priority 0.
- B. There is a duplicate router ID.
- C. There is an MTU mismatch.
- D. There is an OSPF timer (hello/dead) mismatch.
- E. This is the expected output when R1 is the DR.

**Correct Answer:** A

**Section:** (none)

### Explanation

#### Explanation/Reference:

Explanation:

Sometimes it is desirable for a router to be configured so that it is not eligible to become the DR or BDR. You can do this by setting the OSPF priority to zero with the `ip ospf priority priority# interface subcommand`. If two OSPF neighbors both have their OSPF interface priority set to zero, they establish two-way adjacency instead of full adjacency.

Reference: <http://www.cisco.com/c/en/us/support/docs/ip/open-shortest-path-first-ospf/13683-11.html>

### QUESTION 187

In a nonbackbone OSPF area, all traffic that is destined to the Internet is routed by using a default route that is originated by the ABR. Which change in the configuration of the OSPF area type causes traffic from that area that is destined to the Internet to be dropped?

- A. The OSPF area changes from NSSA to totally stubby area.
- B. The OSPF area changes from NSSA to regular area.
- C. The OSPF area changes from stub area to totally stubby area.
- D. The OSPF area changes from stub area to NSSA.

**Correct Answer:** D

**Section:** (none)

**Explanation**

#### Explanation/Reference:

Explanation:

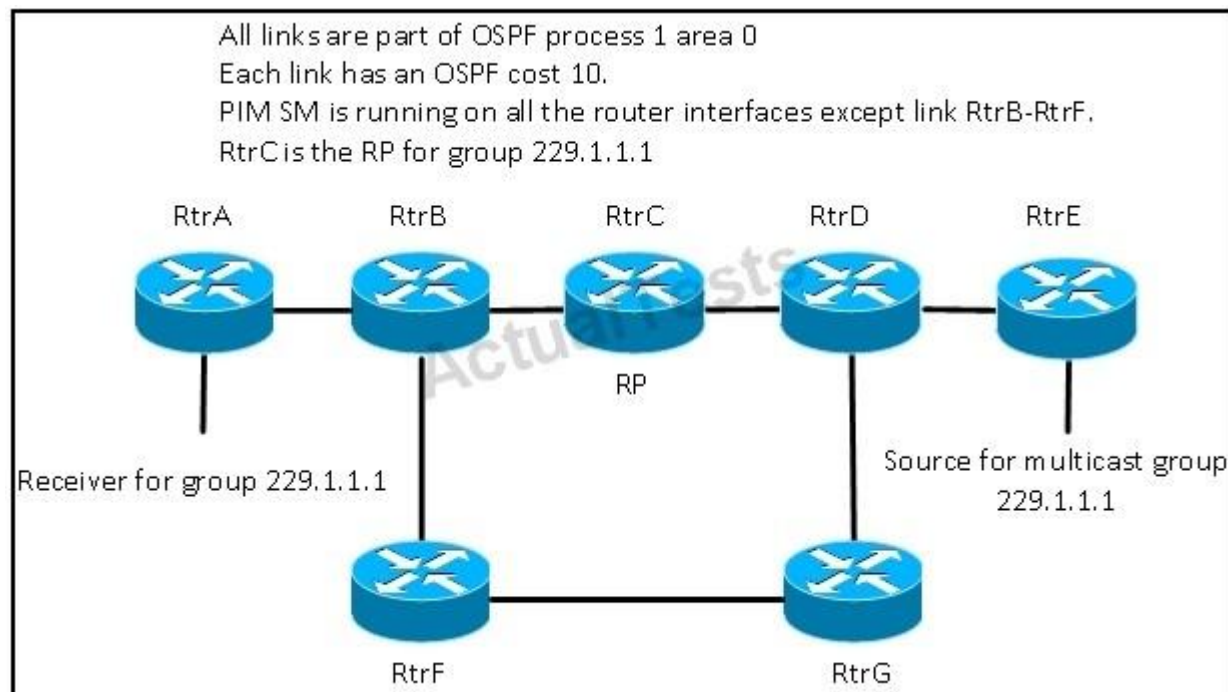
The ABR for the NSSA generates the default route, but not by default. To force the ABR to generate the default route, use the area `<area id> nssa default-information originate` command. The ABR generates a Type 7 LSA with the link-state ID 0.0.0.0 and is advertised inside the NSSA. This default route will be propagated inside the NSSA as Type 7 LSA

Reference: <http://www.cisco.com/c/en/us/support/docs/ip/open-shortest-path-first-ospf/13692-21.html#nssas>

"Pass Any Exam. Any Time." - [www.actualtests.com](http://www.actualtests.com) 219

### QUESTION 188

Refer to the exhibit.



When the link between RtrB and RtrC goes down, multicast receivers stop receiving traffic from the source for multicast group 229.1.1.1. Which solution will resolve this?

- A. adding a static mroute on RtrB and RtrF
- B. adding a static unicast route on RtrB and RtrF
- C. creating a GRE tunnel between RtrB and RtrD
- D. enabling PIM sparse mode on both ends of the link between RtrB and RtrF

**Correct Answer:** D

**Section:** (none)

**Explanation**

**Explanation/Reference:**

Explanation:

For multicast traffic to flow, PIM must be enabled on all routers in the path of the multicast stream.

**QUESTION 189**

Which measure does IS-IS use to avoid sending traffic with a wrong MTU configuration?

- A. IS-IS does not protect from MTU mismatch.
- B. MTU value is communicated in IS-IS Sequence Number PDUs (SNP), and IS-IS adjacency is "Pass Any Exam. Any Time." - www.actualtests.com 220 not established if an MTU mismatch is detected.
- C. IS-IS uses path MTU discovery as specified in RFC 1063.
- D. IS-IS uses padding of hello packets to full MTU.

**Correct Answer:** D

**Section:** (none)

**Explanation**

**Explanation/Reference:**

Explanation:

Intermediate System-to-Intermediate System (IS-IS) hellos are padded to the full maximum transmission unit (MTU) size. The benefit of padding IS-IS Hellos (IIHs) to the full MTU is that it allows for early detection of errors due to transmission problems with large frames or due to mismatched MTUs on adjacent interfaces.

Reference: <http://www.cisco.com/c/en/us/support/docs/ip/integrated-intermediate-system-to-intermediate-system-is-is/47201-isis-mtu.html>

#### **QUESTION 190**

Which regular expression will match prefixes from the AS 200 that is directly connected to our AS?

- A. ^\$
- B. ^200)
- C. \_200\$
- D. \_200\_
- E. ^200\_

**Correct Answer:** E

**Section:** (none)

**Explanation**

**Explanation/Reference:**

Explanation:

Table 2 Commonly Used Regular Expressions

Expression

Meaning

\*

Anything

^\$

Locally originated routes

^100\_

Learned from autonomous system 100

\_100\$

Originated in autonomous system 100

"Pass Any Exam. Any Time." - www.actualtests.com 221

\_100\_

Any instance of autonomous system 100

^[0-9]+\$

Directly connected autonomous system paths

Reference:

[http://www.cisco.com/c/en/us/td/docs/ios/termserv/configuration/guide/12\\_4t/tsv\\_12\\_4t\\_book/tsv\\_r eg\\_express.html](http://www.cisco.com/c/en/us/td/docs/ios/termserv/configuration/guide/12_4t/tsv_12_4t_book/tsv_r eg_express.html)

### QUESTION 191

Refer to the exhibit.

```
!
interface Loopback10
  no ip address
  ipv6 address 6010:AB8::/64 eui-64
!
interface Loopback20
  no ip address
  ipv6 address 6020:AB8::/64 eui-64
!
interface Ethernet0/0
  no ip address
  ipv6 enable
  ipv6 eigrp 50
!
ipv6 router eigrp 50
!
```

Assuming that the peer is configured correctly and the interface is up, how many neighbors will be seen in the EIGRPv6 neighbor table on this IPv6-only router?

- A. one neighbor, which will use a local router-id of 6010. AB8. . /64
- B. one neighbor, which will use a local router-id of 6020. AB8. . /64
- C. none, because EIGRPv6 only supports authenticated peers
- D. none, because of the mismatch of timers  
"Pass Any Exam. Any Time." - [www.actualtests.com](http://www.actualtests.com) 222
- E. none, because there is no EIGRP router ID configured

**Correct Answer:** E

**Section:** (none)

**Explanation**

**Explanation/Reference:**

Explanation:

Configuring EIGRP for IPv6 has some restrictions; they are listed below:

Reference: <http://www.cisco.com/c/en/us/support/docs/ip/enhanced-interior-gateway-routing-protocol-eigrp/113267-eigrp-ipv6-00.html>

### QUESTION 192

What does a nonzero forwarding address indicate in a type-5 LSA?

- A. It indicates that this link-state ID is eligible for ECMP.
- B. It indicates that this router should have an OSPF neighbor relationship with the forwarding address before using this link-state ID.
- C. It indicates that the receiving router must check that the next hop is reachable in its routing table before using this link-state ID.
- D. It indicates that traffic can be directly routed to this next hop in shared segment scenarios where the external route source is directly connected.

**Correct Answer:** D

**Section:** (none)

**Explanation**

**Explanation/Reference:**

Explanation:

The value of the forwarding address specified by the autonomous system boundary router (ASBR) can be either 0.0.0.0 or non-zero. The 0.0.0.0 address indicates that the originating router (the ASBR) is the next hop. The forwarding address is determined by these conditions:  
ASBR's next hop interface address falls under the network range specified in the router ospf command.

Reference: <http://www.cisco.com/c/en/us/support/docs/ip/open-shortest-path-first-ospf/13682-10.html>

### QUESTION 193

Which type of EIGRP routes are summarized by the auto-summary command?

"Pass Any Exam. Any Time." - [www.actualtests.com](http://www.actualtests.com) 223

- A. internal routes that are learned from a peer that is outside the range of local network statements
- B. external routes that are learned from a peer that is inside the range of local network statements
- C. locally created routes that are outside the range of local network statements
- D. external routes that are learned from a peer that is outside the range of local network statements

**Correct Answer: B**

**Section: (none)**

**Explanation**

**Explanation/Reference:**

Explanation:

Auto-Summarization of External Routes

EIGRP will not auto-summarize external routes unless there is a component of the same major network that is an internal route. To illustrate, let us look at Figure 15.




Figure 15

Router Three is injecting external routes to 192.1.2.0/26 and 192.1.2.64/26 into EIGRP using the redistribute connected command, as shown in the configurations below.

Router Three

```
interface Ethernet0
```

```
ip address 192.1.2.1 255.255.255.192
```

```
!
```

```
interface Ethernet1
```



```
ip address 192.1.2.65 255.255.255.192
```

```
!
```

```
interface Ethernet2
```

```
ip address 10.1.2.1 255.255.255.0
```

```
!router eigrp 2000
```

```
redistribute connected
```

```
network 10.0.0.0
```

```
default-metric 10000 1 255 1 1500
```

With this configuration on Router Three, the routing table on Router One shows:

```
one# show ip route
```

"Pass Any Exam. Any Time." - [www.actualtests.com](http://www.actualtests.com) 224

10.0.0.0/8 is subnetted, 2 subnets

D 10.1.2.0 [90/11023872] via 10.1.50.2, 00:02:03, Serial0

C 10.1.50.0 is directly connected, Serial0

192.1.2.0/26 is subnetted, 1 subnets

D EX 192.1.2.0 [170/11049472] via 10.1.50.2, 00:00:53, Serial0

D EX 192.1.2.64 [170/11049472] via 10.1.50.2, 00:00:53, Serial0

Although auto-summary normally causes Router Three to summarize the 192.1.2.0/26 and 192.1.2.64/26 routes into one major net destination

(192.1.2.0/24), it does not do this because both routes are external. However, if you reconfigure the link between Routers Two and Three to

192.1.2.128/26, and add network statements for this network on Routers Two and Three, the 192.1.2.0/24 auto-summary is then generated on Router Two.

Router Three

```
interface Ethernet0
```

```
ip address 192.1.2.1 255.255.255.192
```

```
!
```

```
interface Ethernet1
```

```
ip address 192.1.2.65 255.255.255.192
```

```
!
```

```
interface Serial0
```

```
ip address 192.1.2.130 255.255.255.192
```

```
!
```

```
router eigrp 2000
```

```
network 192.1.2.0
```

Now Router Two generates the summary for 192.1.2.0/24:

```
two# show ip route
```

D 192.1.2.0/24 is a summary, 00:06:48, Null0

And Router One shows only the summary route.

```
one# show ip route
```

10.0.0.0/8 is subnetted, 1 subnets

C 10.1.1.0 is directly connected, Serial0

D 192.1.2.0/24 [90/11023872] via 10.1.50.2, 00:00:36, Serial0

Reference: <http://www.cisco.com/c/en/us/support/docs/ip/enhanced-interior-gateway-routing-protocol-eigrp/16406-eigrp-toc.html>

"Pass Any Exam. Any Time." - [www.actualtests.com](http://www.actualtests.com) 225

#### QUESTION 194

Refer to the exhibit.

```
router eigrp foo
!
address-family ipv4 unicast autonomous-system 1
!
af-interface default
  hello-interval 10
  hold-time 30
exit-af-interface
!
topology base
exit-af-topology
network 10.0.0.0
exit-address-family
```

How can the EIGRP hello and hold time for Gig0/0 be changed to 5 and 15?

- A. No action is required, since Gig0/0 is not listed with a nondefault hello and hold time.
- B. Add the commands `ip hello-interval eigrp 1 5` and `ip hold-time eigrp 1 15` under interface Gig0/0.
- C. Add the commands `hello-interval 5` and `hold-time 15` under "af-interface Gig0/0" under the address family.
- D. Add the commands `default hello-interval` and `default hold-time` under the af-interface Gig0/0 statement under the address family.

**Correct Answer: C**

**Section: (none)**

**Explanation**

**Explanation/Reference:**

Explanation:

To configure the hello interval for an interface, use the `hello-interval` command in interface configuration mode

To configure the hold time for an interface, use the `hold-time` command in interface configuration mode.

Reference: [http://www.cisco.com/c/en/us/td/docs/routers/crs/software/crs\\_r4-1/routing/command/reference/b\\_routing\\_cr41crs/b\\_routing\\_cr41crs\\_chapter\\_010.html#wp232306](http://www.cisco.com/c/en/us/td/docs/routers/crs/software/crs_r4-1/routing/command/reference/b_routing_cr41crs/b_routing_cr41crs_chapter_010.html#wp232306) "Pass Any Exam. Any Time." - [www.actualtests.com](http://www.actualtests.com) 226

#### QUESTION 195

What is the range of addresses that is used for IPv4-mapped IPv6 addresses?

- A. 2001. db9. . /32
- B. 2001. db8. . /32
- C. 2002. . /16
- D. . . ffff. /16
- E. . . ffff. 0. 0/96

**Correct Answer:** E

**Section:** (none)

**Explanation**

**Explanation/Reference:**

Explanation:

IPv4-Mapped Addresses

FFFF:0:0/96 are the IPv4-mapped addresses [RFC4291]. Addresses within this block should not appear on the public Internet.

Reference: <https://tools.ietf.org/html/rfc5156>

#### QUESTION 196

Which statement about the overload bit in IS-IS is true?

- A. The IS-IS adjacencies on the links for which the overload bit is set are brought down.
- B. Routers running SPF ignore LSPs with the overload bit set and hence avoid blackholing traffic.
- C. A router setting the overload bit becomes unreachable to all other routers in the IS-IS area.
- D. The overload bit in IS-IS is used only for external prefixes.

**Correct Answer:** B

**Section:** (none)

**Explanation**

**Explanation/Reference:**

Explanation:

The OL bit is used to prevent unintentional blackholing of packets in BGP transit networks. Due to the nature of these protocols, IS-IS and OSPF

converge must faster than BGP. Thus there is a possibility that while the IGP has converged, IBGP is still learning the routes. In that case if other IBGP routers start sending traffic towards this IBGP router that has not yet completely converged it will start dropping traffic. This is because it isn't yet aware of the complete BGP routes. OL bit comes handy in such situations. When a new IBGP neighbor is added or a router restarts, the IS-IS OL bit is set. Since directly connected (including loopbacks) addresses on an "overloaded" router are considered by other routers, IBGP can be brought up and can begin exchanging routes. Other routers will not use this router for transit traffic and will route the packets out through an

"Pass Any Exam. Any Time." - [www.actualtests.com](http://www.actualtests.com) 227

alternate path. Once BGP has converged, the OL bit is cleared and this router can begin forwarding transit traffic.

Reference: <https://routingfreak.wordpress.com/category/ospf-vs-is-is/>

#### QUESTION 197

Refer to the exhibit.

```
R2#show ip mroute 225.1.1.1
(*, 225.1.1.1), 01:32:54/00:03:06, RP 10.100.1.2, flags: SJC
  Incoming interface: Ethernet1/0, RPF nbr 10.1.3.2
  Outgoing interface list:
    Ethernet3/0, Forward/Sparse, 01:32:54/00:03:06

(10.1.4.7, 225.1.1.1), 01:32:54/00:01:05, flags: JT
  Incoming interface: Ethernet1/0, RPF nbr 10.1.3.2
  Outgoing interface list:
    Ethernet3/0, Forward/Sparse, 00:37:38/00:02:26, A
```

Which statement is true?

- A. R2 is directly connected to the receiver for this group and is the winner of an assert mechanism.
- B. R2 is directly connected to the receiver for this group, and it forwards the traffic onto Ethernet3/0, but it is forwarding duplicate traffic onto Ethernet3/0.
- C. R2 has the A flag (Accept flag) set on Ethernet 3/0. This is fine, since the group is in BIDIR-PIM mode.
- D. R2 is directly connected to the receiver for this group and is the loser of an assert mechanism.
- E. The A flag is set until the SPT threshold is reached for this multicast group.

**Correct Answer:** A

**Section:** (none)

**Explanation**

**Explanation/Reference:**

Explanation:

show ip mroute Field Descriptions

Field  
Description

RPF neighbor or RPF nbr

"Pass Any Exam. Any Time." - [www.actualtests.com](http://www.actualtests.com) 228

IP address of the upstream router to the source. Tunneling indicates that this router is sending data to the RP encapsulated in register packets.

The hexadecimal number in parentheses indicates to which RP it is registering. Each bit indicates a different RP if multiple RPs per group are used. If an asterisk (\*) appears after the IP address in this field, the RPF neighbor has been learned through an assert.

Reference:

[http://www.cisco.com/c/en/us/td/docs/ios/12\\_2/ipmulti/command/reference/fiprmc\\_r/1rfmult3.html](http://www.cisco.com/c/en/us/td/docs/ios/12_2/ipmulti/command/reference/fiprmc_r/1rfmult3.html)

### QUESTION 198

Which three statements about IS-IS are true? (Choose three.)

- A. IS-IS is not encapsulated in IP.
- B. IS-IS is directly encapsulated in the data link layer.
- C. 0xFEFE is used in the Layer 2 header to identify the Layer 3 protocol.
- D. IS-IS uses protocol ID 93.
- E. IS-IS can be used to route the IPX protocol.
- F. IS-IS is an IETF standard.

**Correct Answer:** ABC

**Section:** (none)

**Explanation**

**Explanation/Reference:**

Explanation:

IS-IS is an Interior Gateway Protocol (IGP) for routing OSI. IS-IS packets are not encapsulated in CLNS or IP but are encapsulated directly in the data-link layer. The IS-IS protocol family is OSI, and values such as 0xFE and 0xFEFE are used by the data-link protocol to identify the Layer 3 protocol as OSI.

Reference:

[http://www.cisco.com/en/US/products/ps6599/products\\_white\\_paper09186a00800a3e6f.shtml](http://www.cisco.com/en/US/products/ps6599/products_white_paper09186a00800a3e6f.shtml)

**QUESTION 199**

Refer to the exhibit.

"Pass Any Exam. Any Time." - www.actualtests.com 229

```
PE1#show ip rpf 10.100.1.4
RPF information for ? (10.100.1.4)
  RPF interface: Ethernet1/0
  RPF neighbor: ? (10.1.1.4)
  RPF route/mask: 10.100.1.4/32
  RPF type: multicast (isis)
  Doing distance-preferred lookups across tables
  RPF topology: ipv4 multicast base
```

Which statement is true?

- A. The command ip multicast rpf multitopology is missing from the configuration.
- B. Multitopology routing for multicast has been enabled for IS-IS.
- C. This output is invalid.
- D. The command mpls traffic-eng multicast-intact is configured on this router.

**Correct Answer:** B

**Section:** (none)

**Explanation**

**Explanation/Reference:**

Explanation:

The following is sample output from the show ip rpf command in a Multi-Topology Routing (MTR) routing environment. In Cisco IOS releases that support MTR, the "RPF topology" field was introduced to indicate which RIB topology is being used for the RPF lookup. For the "RPF topology" field in this example, the first topology listed (ipv4 multicast base) indicates where the nexthop of the RPF lookup is being conducted and the second topology listed (ipv4 unicast data) indicates where the route originated from.

```
Router# show ip rpf 10.30.30.32
RPF information for ? (10.30.30.32)
RPF interface: Ethernet1/0
RPF neighbor: ? (10.1.1.32)
RPF route/mask: 10.30.30.32/32
RPF type: unicast (ospf 100)
Doing distance-preferred lookups across tables
```

RPF topology: ipv4 multicast base, originated from ipv4 unicast data

The table below describes the fields shown in the displays.

Table 15 show ip rpf Field Descriptions

Field

Description

RPF information for

Hostname and source address for which RPF information is displayed.

"Pass Any Exam. Any Time." - [www.actualtests.com](http://www.actualtests.com) 230

RPF interface

For the given source, the interface from which the router expects to receive packets.

RPF neighbor

For the given source, the neighbor from which the router expects to receive packets.

RPF route/mask

Route number and mask that matched against this source.

RPF type

Routing table from which this route was obtained, either unicast, MBGP, DVMRP, or static mroutes.

RPF recursion count

The number of times the route is recursively resolved.

Doing distance-preferred

Whether RPF was determined based on distance or length of mask.

Using Group Based VRF Select, RPF VRF.

The RPF lookup was based on the group address and the VRF where the RPF lookup is being performed.

Metric preference

The preference value used for selecting the unicast routing metric to the RP announced by the designated forwarder (DF).

Metric

Unicast routing metric to the RP announced by the DF.

RPF topology

RIB topology being used for the RPF lookup, and, if originated from a different RIB topology, which RIB topology the route originated from.

Reference: [http://www.cisco.com/c/en/us/td/docs/ios-xml/ios/ipmulti/command/imc-xe-3se-5700-cr-book/imc-xe-3se-3850-cr-book\\_chapter\\_010.html](http://www.cisco.com/c/en/us/td/docs/ios-xml/ios/ipmulti/command/imc-xe-3se-5700-cr-book/imc-xe-3se-3850-cr-book_chapter_010.html)

### QUESTION 200

As a best practice, when a router is configured as an EIGRP Stub, which routes should be received from its distribution neighbor?

- A. the default route
- B. static routes
- C. internal routes only
- D. internal and external routes

**Correct Answer:** A

**Section:** (none)

**Explanation**

**Explanation/Reference:**

"Pass Any Exam. Any Time." - [www.actualtests.com](http://www.actualtests.com) 231

Explanation:

Stub routing is commonly used in a hub and spoke network topology. In a hub and spoke network, one or more end (stub) networks are connected to a remote router (the spoke) that is connected to one or more distribution routers (the hub). The remote router is adjacent only to one or more distribution routers. The only route for IP traffic to follow into the remote router is through a distribution router. This type of configuration is commonly used in WAN topologies where the distribution router is directly connected to a WAN. The distribution router can be connected to many more remote routers. Often, the distribution router will be connected to 100 or more remote routers. In a hub and spoke topology, the remote router must forward all nonlocal traffic to a distribution router, so it becomes unnecessary for the remote router to hold a complete routing table. Generally, the distribution router need not send anything more than a default route to the remote router.

Reference: [http://www.cisco.com/c/en/us/td/docs/ios/12\\_0s/feature/guide/eigrpstb.html](http://www.cisco.com/c/en/us/td/docs/ios/12_0s/feature/guide/eigrpstb.html)

#### **QUESTION 201**

Which BGP feature allows BGP routing tables to be refreshed without impacting established BGP sessions?

- A. BGP synchronization
- B. soft reconfiguration
- C. confederations
- D. hard reset

**Correct Answer:** B

**Section:** (none)

**Explanation**

**Explanation/Reference:**

Explanation:

Clearing a BGP session using a hard reset invalidates the cache and results in a negative impact on the operation of networks as the information in the cache becomes unavailable. Soft reset is recommended because it allows routing tables to be reconfigured and activated without clearing the BGP session. Soft reset is done on a per-neighbor basis.

Reference:

[http://www.cisco.com/en/US/products/ps6599/products\\_data\\_sheet09186a0080087b3a.html](http://www.cisco.com/en/US/products/ps6599/products_data_sheet09186a0080087b3a.html)

"Pass Any Exam. Any Time." - [www.actualtests.com](http://www.actualtests.com) 232



**QUESTION 202**

Which two options describe two functions of a neighbor solicitation message? (Choose two.)

- A. It requests the link-layer address of the target.
- B. It provides its own link-layer address to the target.
- C. It requests the site-local address of the target.
- D. It provides its own site-local address to the target.
- E. It requests the admin-local address of the target.
- F. It provides its own admin-local address to the target.

**Correct Answer:** AB

**Section:** (none)

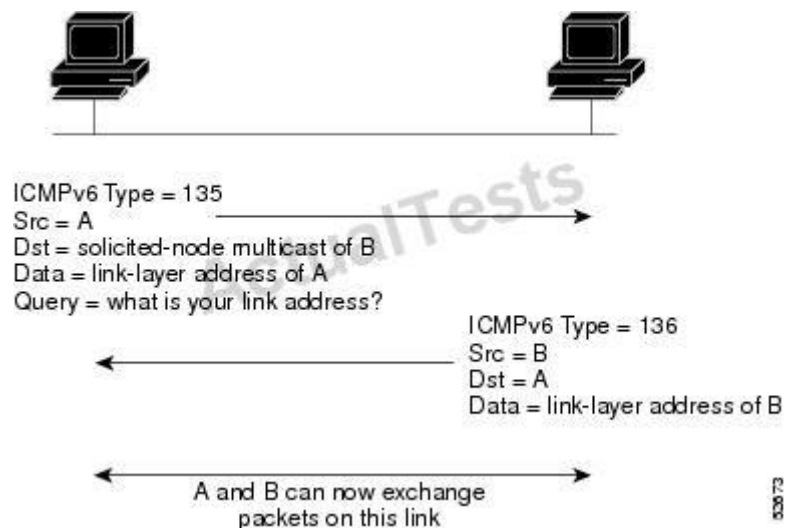
**Explanation**

**Explanation/Reference:**

Explanation:

Neighbor solicitation messages are sent on the local link when a node wants to determine the link-layer address of another node on the same local link (see the figure below). When a node wants to determine the link-layer address of another node, the source address in a neighbor solicitation message is the IPv6 address of the node sending the neighbor solicitation message. The destination address in the neighbor solicitation message is the solicited-node multicast address that corresponds to the IPv6 address of the destination node. The neighbor solicitation message also includes the link-layer address of the source node.

Figure 1. IPv6 Neighbor Discovery: Neighbor Solicitation Message



"Pass Any Exam. Any Time." - [www.actualtests.com](http://www.actualtests.com) 233

After receiving the neighbor solicitation message, the destination node replies by sending a neighbor advertisement message, which has a value of 136 in the Type field of the ICMP packet header, on the local link. The source address in the neighbor advertisement message is the IPv6 address of the node (more specifically, the IPv6 address of the node interface) sending the neighbor advertisement message. The destination address in the neighbor advertisement message is the IPv6 address of the node that sent the neighbor solicitation message. The data portion of the neighbor advertisement message includes the link-layer address of the node sending the neighbor advertisement message.

After the source node receives the neighbor advertisement, the source node and destination node can communicate.

Reference: [http://www.cisco.com/c/en/us/td/docs/ios-xml/ios/ipv6\\_basic/configuration/xr-3s/ipv6b-xr-3s-book/ipv6-neighb-disc-xr.html](http://www.cisco.com/c/en/us/td/docs/ios-xml/ios/ipv6_basic/configuration/xr-3s/ipv6b-xr-3s-book/ipv6-neighb-disc-xr.html)

### QUESTION 203

Which three options are three of the default EIGRP administrative distances? (Choose three.)

- A. Internal, 90
- B. External, 170
- C. Summary, 5
- D. Outside Local, 100
- E. Inside Local, 180
- F. Inside Global, 1

**Correct Answer:** ABC

**Section:** (none)

**Explanation**

**Explanation/Reference:**

Explanation:

The following table lists the default administrative distances for various routing protocols used on Cisco routers.

Routing Protocol  
Administrative distance  
Directly connected interface  
Static route out an interface  
Static route to next-hop address  
DMNR - Dynamic Mobile Network Routing

"Pass Any Exam. Any Time." - [www.actualtests.com](http://www.actualtests.com) 234

EIGRP summary route

External BGP

Internal EIGRP

IGRP

OSPF

IS-IS

Routing Information Protocol (RIP)

Exterior Gateway Protocol (EGP)

On Demand Routing (ODR)

External EIGRP

Internal BGP

Floating Static Route (ex. DHCP-learned)

Unknown

: [http://en.wikipedia.org/wiki/Administrative\\_distance](http://en.wikipedia.org/wiki/Administrative_distance)

**QUESTION 204**

Refer to the exhibit.

"Pass Any Exam. Any Time." - [www.actualtests.com](http://www.actualtests.com) 235

```
O E2    172.17.108.128/25
        [110/20] via 10.169.73.12, 3d07h, TenGigabitEthernet8/0/0
O E2    10.167.111.216/29
        [110/20] via 10.169.73.12, 3d07h, TenGigabitEthernet8/0/0
O IA    10.68.2.0/31
        [110/489] via 10.169.73.12, 3d07h, TenGigabitEthernet8/0/0
O IA    10.68.2.2/31
        [110/488] via 10.169.73.12, 3d07h, TenGigabitEthernet8/0/0
B       10.1.50.0/24 [200/0] via 172.16.189.9, 3d07h
B       10.1.51.0/24 [200/0] via 172.16.189.9, 3d07h
```

Which two statements about this route table are true? (Choose two.)

- A. The BGP routes are internal.
- B. The OSPF routes with the E2 flag retain the same metric as they leave the router.
- C. The OSPF routes with the IA flag have their administrative distances incremented as they leave the router.
- D. The BGP routes are external.
- E. The OSPF routes with the E2 flag have their metrics incremented as they leave the router.

**Correct Answer:** AB

**Section:** (none)

**Explanation**

**Explanation/Reference:**

Explanation:

IBGP routes have an Administrative distance of 200, while EBGP have an AD of 20. Here we see that the BGP routes have an AD value of 200. With OSPF, external routes fall under two categories, external type 1 and external type 2. The difference between the two is in the way the cost (metric) of the route is being calculated. The cost of a type 2 route is always the external cost, irrespective of the interior cost to reach that route. A type 1 cost is the addition of the external cost and the internal cost used to reach that route. The metric for E2 routes do not change when advertising to other routers.

#### QUESTION 205

Refer to the exhibit.

"Pass Any Exam. Any Time." - [www.actualtests.com](http://www.actualtests.com) 236

```
interface GigabitEthernet0/1
 ip address 192.168.1.5 255.255.255.0
 prefix-list FILTER seq 5 permit 172.16.0.0/16
 prefix-list FILTER seq 10 permit 0.0.0.0/0
 router eigrp 65000
  no auto-summary
  network 192.168.1.5 0.0.0.0
  distribute-list prefix FILTER out
```

Which two statements about this configuration are true? (Choose two.)

- A. It allows 172.16.0.0/16 to be distributed into EIGRP.
- B. It allows a default route to be distributed into EIGRP.
- C. It allows 172.16.0.0/16 and larger subnets to be distributed into EIGRP.
- D. It prevents 172.16.0.0/16 from being distributed into EIGRP.
- E. It prevents a default route from being distributed into EIGRP.
- F. It creates summary routes and injects them into EIGRP.

**Correct Answer:** AB

**Section:** (none)

**Explanation**

**Explanation/Reference:**

Explanation:

In this example, the prefix list is configured to only allow the two specific routes of 172.16.0.0/16 and the default route. Any other routes will be filtered.

#### QUESTION 206

Refer to the exhibit.

"Pass Any Exam. Any Time." - [www.actualtests.com](http://www.actualtests.com) 237

```
R2
interface Loopback2
 ip address 172.16.2.2 255.255.255.0
interface Loopback3
 ip address 172.16.3.3 255.255.255.0
interface Loopback4
 ip address 172.16.5.4 255.255.255.0
interface GigabitEthernet1/0
 ip address 10.0.78.8 255.255.255.0
 ip router isis
router isis
 net 49.0001.0031.0031.00
 redistribute connected route-map LOOPBACKS
 ip access-list standard LOOPBACKS
 permit 172.16.0.0 0.0.3.255
 route-map LOOPBACKS permit 10
 match ip address LOOPBACKS
```

R1 is able to reach only some of the subnets that R2 is advertising. Which two configuration changes can you make to ensure that R1 can reach all routes from R2? (Choose two.)

- A. Add an additional permit statement to the LOOPBACKS route map.
- B. Modify the LOOPBACKS access list to include all loopback subnets.
- C. Add an additional statement in the LOOPBACKS route map to match both Level 1 and Level 2 circuits.
- D. Add an additional statement in the LOOPBACKS route map to match the R1 CLNS address.
- E. Configure the interfaces between R1 and R2 with a Level 1 IS-IS circuit.
- F. Configure the interfaces between R1 and R2 with a Level 2 IS-IS circuit.

**Correct Answer:** AB

**Section:** (none)

**Explanation**

**Explanation/Reference:**

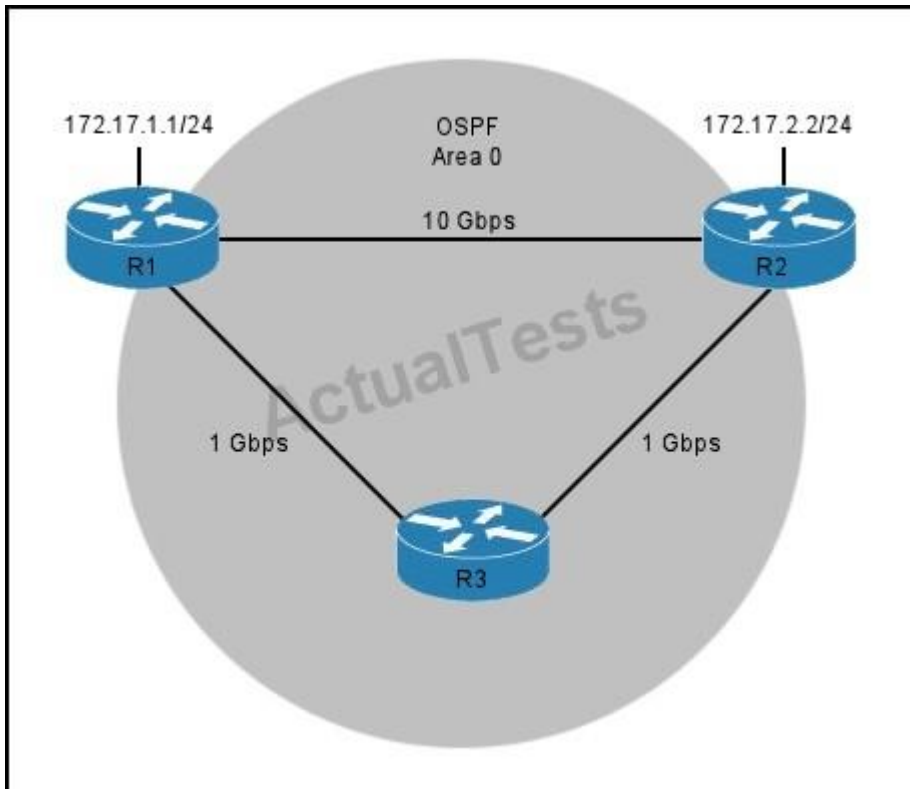
Explanation:

In this example, the access list is using a 0.0.3.255 wildcard mask, so only the loopback IP's of 172.16.0.0 172.16.3.255 will be included. We need to add another statement to allow loopback 4 to be advertised, or modify the wildcard mask to include them all.

#### QUESTION 207

Refer to the exhibit.

"Pass Any Exam. Any Time." - www.actualtests.com 238



R1, R2, and R3 have full network connectivity to each other, but R2 prefers the path through R3 to reach network 172.17.1.0/24. Which two actions can you take so that R2 prefers the path through R1 to reach 172.17.1.0/24? (Choose two.)

- A. Set the reference bandwidth to 10000 on R1, R2, and R3.
- B. Configure the cost on the link between R1 and R3 to be greater than 100 Mbps.
- C. Set the reference bandwidth on R2 only.
- D. Configure a manual bandwidth statement with a value of 1 Gbps on the link between R1 and R3.
- E. Modify the cost on the link between R1 and R2 to be greater than 10 Gbps.
- F. Configure a manual bandwidth statement with a value of 100 Mbps on the link between R1 and R2.

**Correct Answer: AB**

**Section: (none)**

**Explanation**

**Explanation/Reference:**

Explanation:

By default, the reference bandwidth used in Cisco routers is 100Mbps, so FastEthernet and above will have a cost of 1, so a gigabit interface and 10GE interface will be equal with a fastethernet. This is not ideal. If we change the reference bandwidth to 100000 then the faster links will be used. Changing the reference bandwidth needs to be done on all routers in the OSPF network. Increasing the cost on the R1-R3 link will also cause the traffic to take the more direct route.

"Pass Any Exam. Any Time." - www.actualtests.com 239

#### **QUESTION 208**

What are two advantages to using Asynchronous mode instead of Demand mode for BFD? (Choose two.)

- A. Asynchronous mode requires half as many packets as Demand mode for failure detection.
- B. Asynchronous mode can be used in place of the echo function.
- C. Asynchronous mode supports a larger number of BFD sessions.
- D. Asynchronous mode requires one fourth as many packets as Demand mode for failure detection.
- E. Asynchronous mode's round-trip jitter is less than that of Demand mode.

**Correct Answer: AB**

**Section: (none)**

**Explanation**

**Explanation/Reference:**

Explanation:

Pure Asynchronous mode is advantageous in that it requires half as many packets to achieve a particular Detection Time as does the Echo function. It is also used when the Echo function cannot be supported for some reason.

Reference: <https://tools.ietf.org/html/rfc5880>

#### **QUESTION 209**

Which action does route poisoning take that serves as a loop-prevention method?

- A. It immediately sends routing updates with an unreachable metric to all devices.
- B. It immediately sends routing updates with a metric of 255 to all devices.
- C. It prohibits a router from advertising back onto the interface from which it was learned.
- D. It advertises a route with an unreachable metric back onto the interface from which it was learned.



E. It poisons the route by tagging it uniquely within the network.

**Correct Answer:** A

**Section:** (none)

**Explanation**

**Explanation/Reference:**

Explanation:

With route poisoning, when a router detects that one of its connected routes has failed, the router will poison the route by assigning an infinite metric to it and advertising it to neighbors.

"Pass Any Exam. Any Time." - [www.actualtests.com](http://www.actualtests.com) 240

### **QUESTION 210**

Which two statements about the ipv6 ospf authentication command are true? (Choose two.)

- A. The command is required if you implement the IPsec AH header.
- B. The command configures an SPI.
- C. The command is required if you implement the IPsec TLV.
- D. The command can be used in conjunction with the SPI authentication algorithm.
- E. The command must be configured under the OSPFv3 process.

**Correct Answer:** AB

**Section:** (none)

**Explanation**

**Explanation/Reference:**

Explanation:

OSPFv3 requires the use of IPsec to enable authentication. Crypto images are required to use authentication, because only crypto images include the IPsec API needed for use with OSPFv3. In OSPFv3, authentication fields have been removed from OSPFv3 packet headers. When OSPFv3 runs on IPv6, OSPFv3 requires the IPv6 authentication header (AH) or IPv6 ESP header to ensure integrity, authentication, and confidentiality of routing exchanges. IPv6 AH and ESP extension headers can be used to provide authentication and confidentiality to OSPFv3. To use the IPsec AH, you must enable the ipv6 ospf authentication command. To use the IPsec ESP header, you must enable the ipv6 ospf encryption command. The ESP header may be applied alone or in combination with the AH, and when ESP is used, both encryption and authentication are provided. Security services can be provided between a pair of communicating hosts, between a pair of communicating security gateways, or between a security gateway and a host. To configure IPsec, you configure a security policy, which is a combination of the security policy index (SPI) and the key (the key is used to create and validate the hash value). IPsec for OSPFv3 can be configured on an interface or on an OSPFv3 area. For higher security, you should configure a different policy on each interface configured with IPsec. If you configure IPsec for an OSPFv3 area, the policy is applied to all of the interfaces in that area, except for the interfaces that have IPsec configured directly. Once IPsec is configured for OSPFv3, IPsec is invisible to you.

Reference: [http://www.cisco.com/c/en/us/td/docs/ios-xml/ios/iproute\\_ospf/configuration/15-sy/iro-15-sy-book/ip6-route-ospfv3-auth-ipsec.html](http://www.cisco.com/c/en/us/td/docs/ios-xml/ios/iproute_ospf/configuration/15-sy/iro-15-sy-book/ip6-route-ospfv3-auth-ipsec.html)

#### QUESTION 211

Which two statements about SoO checking in EIGRP OTP deployments are true? (Choose two).

"Pass Any Exam. Any Time." - [www.actualtests.com](http://www.actualtests.com) 241

- A. During the import process, the SoO value in BGP is checked against the SoO value of the site map.
- B. During the reception of an EIGRP update, the SoO value in the EIGRP update is checked against the SoO value of the site map on the ingress interface.
- C. At the ingress of the PE/CE link, the SoO in the EIGRP update is checked against the SoO within the PE/CE routing protocol.
- D. At the egress of the PE/CE link, the SoO is checked against the SoO within the PE/CE routing protocol.
- E. The SoO is checked at the ingress of the backdoor link.
- F. The SoO is checked at the egress of the backdoor link.

**Correct Answer:** AB

**Section:** (none)

**Explanation**

**Explanation/Reference:**

Explanation:

· SoO checking:

During the import process the SoO value in BGP update is checked against the SoO value of the site-map attached to VRF interface. The update is propagated to CE only if there is no match (this check is done regardless of protocol used on PE/CE link).

At reception of EIGRP update, the SoO value in the EIGRP update is checked against the SoO value of site-map attached to the incoming interface. This update is accepted only if there is no match (this check can optionally be done on backdoor router).

Reference: [http://www.cisco.com/c/en/us/products/collateral/ios-nx-os-software/ip-routing/whitepaper\\_C11-730404.html](http://www.cisco.com/c/en/us/products/collateral/ios-nx-os-software/ip-routing/whitepaper_C11-730404.html)

#### QUESTION 212

Which two OSPF LSA types are flooded within the originating area? (Choose two.)

- A. type 1, Router LSA
- B. type 2, Network LSA
- C. type 3, Network Summary LSA
- D. type 4, ASBR Summary LSA
- E. type 6, Group Membership LSA
- F. type 9, Opaque LSA

**Correct Answer:** AB

**Section:** (none)

**Explanation**

**Explanation/Reference:**

Explanation:

OSPF relies on several types of Link State Advertisements (LSAs) to communicate link state information between neighbors. A brief review of the most applicable LSA types:

"Pass Any Exam. Any Time." - [www.actualtests.com](http://www.actualtests.com) 242

LSA types 1 and 2 are found in all areas, and are never flooded outside of an area. They are only flooded within the area that they originated from.

Reference: <http://packetlife.net/blog/2008/jun/24/ospf-area-types/>

### **QUESTION 213**

Which statement about the OSPF Loop-Free Alternate feature is true?

- A. It is supported on routers that are configured with virtual links.
- B. It is supported in VRF OSPF instances.
- C. It is supported when a traffic engineering tunnel interface is protected.
- D. It is supported when traffic can be redirected to a primary neighbor.

**Correct Answer:** B

**Section:** (none)

**Explanation**

**Explanation/Reference:**

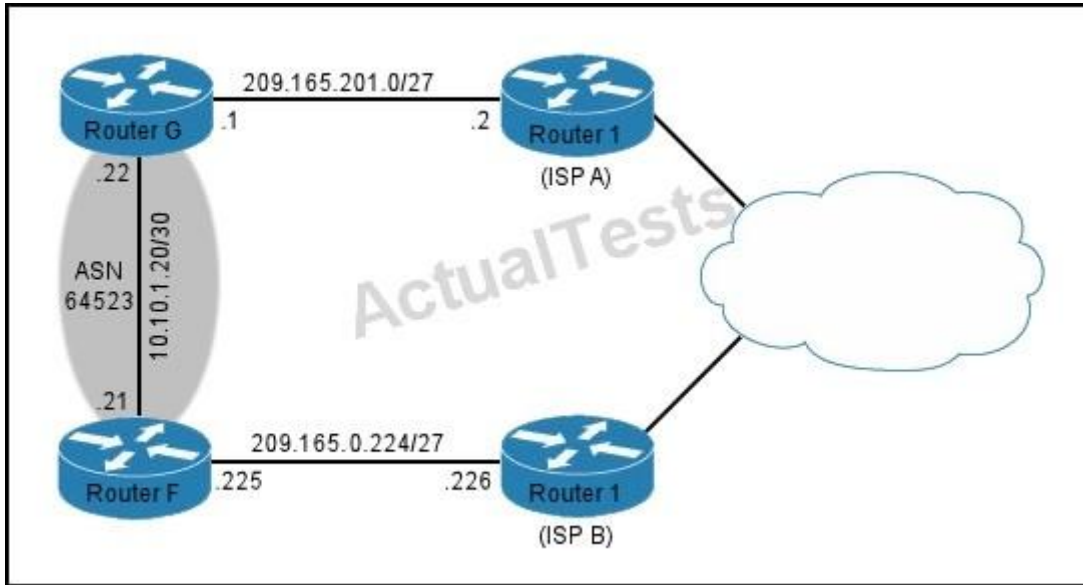
Explanation:

Restrictions for OSPF IPv4 Remote Loop-Free Alternate IP Fast Reroute

Reference: [http://www.cisco.com/c/en/us/td/docs/ios-xml/ios/iproute\\_ospf/configuration/xr-3s/iro-xe-3s-book/iro-ipfrr-lfa.html](http://www.cisco.com/c/en/us/td/docs/ios-xml/ios/iproute_ospf/configuration/xr-3s/iro-xe-3s-book/iro-ipfrr-lfa.html)

### **QUESTION 214**

Refer to the exhibit.



"Pass Any Exam. Any Time." - [www.actualtests.com](http://www.actualtests.com) 243

ASN 64523 has a multi-homed BGP setup to ISP A and ISP B. Which BGP attribute can you set to allow traffic that originates in ASN 64523 to exit the ASN through ISP B?

- A. origin
- B. next-hop
- C. weight
- D. multi-exit discriminator

**Correct Answer:** D

**Section:** (none)

**Explanation**

**Explanation/Reference:**

Explanation:

MED is an optional nontransitive attribute. MED is a hint to external neighbors about the preferred path into an autonomous system (AS) that has multiple entry points. The MED is also known as the external metric of a route. A lower MED value is preferred over a higher value.

Example at reference link below:

Reference: <http://www.cisco.com/c/en/us/support/docs/ip/border-gateway-protocol-bgp/13759-37.html>

**QUESTION 215**

When deploying redundant route reflectors in BGP, which attribute can you configure on the route reflector to allow routes to be identified as belonging to the same group?

- A. ROUTER\_ID
- B. CLUSTER\_ID
- C. ORIGINATOR\_ID
- D. PEER\_GROUP

**Correct Answer:** B

**Section:** (none)

**Explanation**

**Explanation/Reference:**

Explanation:

Together, a route reflector and its clients form a cluster. When a single route reflector is deployed in a cluster, the cluster is identified by the router ID of the route reflector. The `bgp cluster-id` command is used to assign a cluster ID to a route reflector when the cluster has one or more route reflectors. Multiple route reflectors are deployed in a cluster to increase redundancy and avoid a single point of failure. When multiple route reflectors are configured in a cluster, the same cluster ID is assigned to all route reflectors. This allows all route reflectors in the cluster to recognize updates from peers in the same cluster and reduces the number of updates that need to be stored in BGP routing tables.

"Pass Any Exam. Any Time." - [www.actualtests.com](http://www.actualtests.com) 244

Reference: <http://ieoc.com/forums/t/5326.aspx>

**QUESTION 216**

Which two options are mandatory components of a multiprotocol BGP VPN-IPv4 address? (Choose two.)

- A. a route distinguisher
- B. an IPv4 address
- C. a route target
- D. an MPLS label
- E. a system ID
- F. an area ID

**Correct Answer:** AB

**Section:** (none)

**Explanation**

**Explanation/Reference:**

Explanation:

The IP prefix is a member of the IPv4 address family. After the PE device learns the IP prefix, the PE converts it into a VPN-IPv4 prefix by combining it with an 8-byte route distinguisher (RD). The generated prefix is a member of the VPN-IPv4 address family. It uniquely identifies the customer address, even if the customer site is using globally nonunique (unregistered private) IP addresses. The route distinguisher used to generate the VPN-IPv4 prefix is specified by a configuration command associated with the virtual routing and forwarding (VRF) instance on the PE device.

Reference: [http://www.cisco.com/c/en/us/td/docs/ios-xml/ios/mp\\_l3\\_vpns/configuration/15-mt/mp-l3-vpns-15-mt-book/mp-bgp-mpls-vpn.html](http://www.cisco.com/c/en/us/td/docs/ios-xml/ios/mp_l3_vpns/configuration/15-mt/mp-l3-vpns-15-mt-book/mp-bgp-mpls-vpn.html)

#### **QUESTION 217**

Which BGP feature enables you to install a backup path in the forwarding table?

- A. soft reconfiguration
- B. prefix independent convergence
- C. route refresh
- D. synchronization

**Correct Answer: B**

**Section: (none)**

**Explanation**

**Explanation/Reference:**

"Pass Any Exam. Any Time." - [www.actualtests.com](http://www.actualtests.com) 245

Explanation:

To install a backup path into the forwarding table and provide prefix independent convergence (PIC) in case of a PE-CE link failure, use the additional-paths install backup command in an appropriate address family configuration mode. To prevent installing the backup path, use the no form of this command. To disable prefix independent convergence, use the disable keyword.

Reference: [http://www.cisco.com/c/en/us/td/docs/routers/crs/software/crs\\_r4-2/routing/command/reference/b\\_routing\\_cr42crs/b\\_routing\\_cr42crs\\_chapter\\_01.html](http://www.cisco.com/c/en/us/td/docs/routers/crs/software/crs_r4-2/routing/command/reference/b_routing_cr42crs/b_routing_cr42crs_chapter_01.html)

#### **QUESTION 218**

Refer to the exhibit.

"Pass Any Exam. Any Time." - [www.actualtests.com](http://www.actualtests.com) 246

R1 and R2 have a working VRF-Lite configuration, but R1 is receiving a route only to 10.2.2.2 from R2. Which two changes can you make so that R1 receives all routes from R2? (Choose two.)

- A. Create an additional permit statement in the access list that is referenced by the import-map on R1.
- B. Disable VRF filtering on R1.
- C. Set the R1 and R2 OSPF process IDs to match.

- D. Change the wildcard mask for the network 10.3.3.0 to 0.0.0.0.
  - E. Create a matching export map in the VRF for R2.
- "Pass Any Exam. Any Time." - [www.actualtests.com](http://www.actualtests.com) 247

**Correct Answer:** AB

**Section:** (none)

**Explanation**

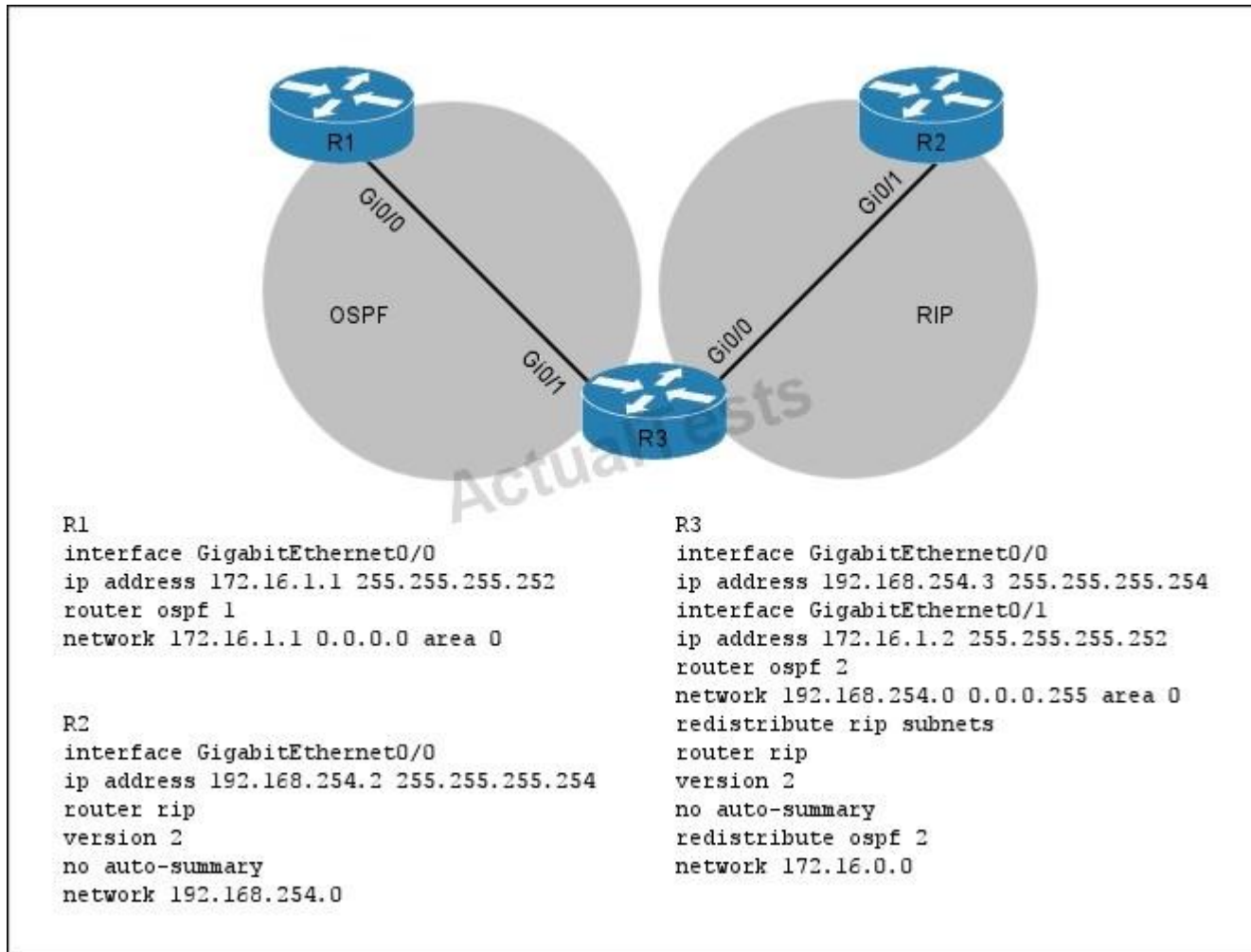
**Explanation/Reference:**

Explanation:

The access list in this example is only allowing the 192.168.0.0/16 and 10.2.2.2/32 routes to be advertised, so an additional permit statement is needed to allow the other routes. Alternatively, we could simply disable VRF filtering, then all routes would be advertised.

**QUESTION 219**

Refer to the exhibit.



R2 is unable to access the 172.16.1.0/30 network between R1 and R3. Which option is a possible reason for the failure?

- A. The seed metric for redistributing into RIP on R3 is missing.
- B. The OSPF processes on R2 and R3 are different.
- C. Auto-summary is misconfigured under the RIP process of R3.
- D. The subnet mask on the link between R2 and R3 is smaller than /30.
- E. The wildcard mask on R3 is misconfigured.



**Correct Answer:** A

**Section:** (none)

**Explanation**

**Explanation/Reference:**

"Pass Any Exam. Any Time." - www.actualtests.com 248

Explanation:

The problem is that RIP requires a seed metric to be specified when redistributing routes into that protocol. A seed metric is a "starter metric" that gives the RIP process a metric it can work with. The OSPF metric of cost is incomprehensible to RIP, since RIP's sole metric is hop count.

Reference:

<http://www.thebryantadvantage.com/CCNP%20Certification%20BSCI%20Exam%20Tutorial%20Route%20Redistribution%20Seed%20Metric.htm>

### QUESTION 220

DRAG DROP

Drag and drop the BGP attribute on the left to the correct category on the right.

Drag and drop the BGP attribute on the left to the correct category on the right.	
Local-Pref	BGP Well-Known Mandatory Attribute
Community	Target
Atomic-Aggregate	BGP Optional Nontransitive Attribute
AS_path	Target
Cluster List	Target
Originator ID	BGP Optional Transitive Attribute
	Target

- A.
- B.
- C.
- D.

**Correct Answer:**

**Section: (none)**

**Explanation**

**Explanation/Reference:**

Drag and drop the BGP attribute on the left to the correct category on the right.

Local-Pref	BGP Well-Known Mandatory Attribute
Community	AS_path
Atomic-Aggregate	BGP Optional Nontransitive Attribute
AS_path	Originator ID
Cluster List	Cluster List
Originator ID	BGP Optional Transitive Attribute
	Community

Explanation:

"Pass Any Exam. Any Time." - [www.actualtests.com](http://www.actualtests.com) 249

BGP Well-Known Mandatory Attribute
AS_path

BGP Optional Nontransitive Attribute
Originator ID
Cluster List

BGP Optional Transitive Attribute
Community

**QUESTION 221**

DRAG DROP

Drag and drop the RIP configuration command on the left to the function it performs on the right.

Drag and drop the RIP configuration command on the left to the function it performs on the right.

ip rip triggered	controls the advertisement of routes on an interface
default-information originate	divides traffic among routes with the lowest cost
ip split-horizon	configures the router to send information only when the routing database is updated
traffic-share min	configures the router to source the network with RIP

- A.
- B.
- C.
- D.

**Correct Answer:**

**Section: (none)**

**Explanation**

**Explanation/Reference:**

Drag and drop the RIP configuration command on the left to the function it performs on the right.

ip rip triggered	ip split-horizon
default-information originate	traffic-share min
ip split-horizon	ip rip triggered
traffic-share min	default-information originate

Explanation:

"Pass Any Exam. Any Time." - [www.actualtests.com](http://www.actualtests.com) 250

ip split-horizon
traffic-share min
ip rip triggered
default-information originate

## QUESTION 222

DRAG DROP

Drag and drop each EIGRP element on the left to the corresponding definition on the right.

Drag and drop each EIGRP element on the left to the corresponding definition on the right.

Feasibility Condition	the metric for a route advertised by EIGRP
Feasible Distance	the lowest sum of the EIGRP metric and the metric used to reach the next hop
Feasible Successor	a route that could become the best path
Neighbor Table	the route currently in use as the best path
Reported Distance	a list of EIGRP devices that have a direct physical connection
Successor	the requirement that the RD of a new route is lower than the FD of the current route

- A.
- B.
- C.
- D.

**Correct Answer:**

**Section: (none)**

**Explanation**

**Explanation/Reference:**

Drag and drop each EIGRP element on the left to the corresponding definition on the right.

Feasibility Condition
Feasible Distance
Feasible Successor
Neighbor Table
Reported Distance
Successor

Reported Distance
Feasible Distance
Feasible Successor
Successor
Neighbor Table
Feasibility Condition

Explanation:

"Pass Any Exam. Any Time." - [www.actualtests.com](http://www.actualtests.com) 251

Reported Distance
Feasible Distance
Feasible Successor
Successor
Neighbor Table
Feasibility Condition

**QUESTION 223**

**DRAG DROP**

Drag and drop each BGP attribute on the left to the matching description on the right.



Drag and drop each BGP attribute on the left to the matching description on the right

AS_PATH	sets the value used to reach the advertising router
community	an attribute whose value can affect the preferred path for eBGP peers
LOCAL_PREF	an attribute whose value is shared within BGP
MED	supports values of IGP, EGP, and INCOMPLETE
NEXT_HOP	a Cisco proprietary attribute that is local to the individual router
origin	allows the administrator to customize path selection by grouping routes
weight	a list that shows the path through which a route has passed

- A.
- B.
- C.
- D.

**Correct Answer:**

**Section: (none)**

**Explanation**

**Explanation/Reference:**

"Pass Any Exam. Any Time." - [www.actualtests.com](http://www.actualtests.com) 252

Drag and drop each BGP attribute on the left to the matching description on the right

AS_PATH	NEXT_HOP
community	MED
LOCAL_PREF	LOCAL_PREF
MED	origin
NEXT_HOP	weight
origin	community
weight	AS_PATH

Explanation:

NEXT_HOP
MED
LOCAL_PREF
origin
weight
community
AS_PATH

**QUESTION 224**

Which option describes the effect of the OSPF default-information originate always command?

- A. It creates a stub area.
- B. It configures the device to advertise a default route regardless of whether it exists in the routing table.
- C. It configures the device to automatically redistribute a default route.  
"Pass Any Exam. Any Time." - [www.actualtests.com](http://www.actualtests.com) 253
- D. It adds a static default route to the device configuration.

**Correct Answer:** B

**Section:** (none)

**Explanation**

**Explanation/Reference:**

Explanation:

default-information originate

To generate a default external route into an Open Shortest Path First (OSPF) routing domain, use the default-information originate command in router configuration mode. To disable this feature, use the no form of this command.

default-information originate [always] metric metric-value [ metric-type type-value ] [ route- map map-name ]

Syntax Description

always

(Optional) Always advertises the default route regardless of whether the software has a default route.

Reference: <http://www.cisco.com/c/en/us/td/docs/ios-xml/ios/ipv6/command/ipv6-cr-book/ipv6- d2.html>

### QUESTION 225

Which two options are reasons to manipulate the delay metric instead of the bandwidth metric for EIGRP routing? (Choose two.)

- A. Because the delay metric provides better handling for bursty traffic
- B. Because manipulating the bandwidth metric can also affect QoS
- C. Because manipulating the bandwidth affects only a particular path
- D. Because changes to the delay metric are propagated to all neighbors on a segment

**Correct Answer:** BD

**Section:** (none)

**Explanation**

**Explanation/Reference:**

Explanation:

Using the bandwidth to influence EIGRP paths is discouraged for two reasons:

Because changes to the delay metric are propagated to all downstream routers, changing the interface delay parameter is the preferred method of influencing path selection

Reference: <http://www.cisco.com/c/en/us/support/docs/ip/enhanced-interior-gateway-routing- protocol-eigrp/13673-14.html>

"Pass Any Exam. Any Time." - [www.actualtests.com](http://www.actualtests.com) 254

### QUESTION 226

What is the maximum number of secondary IP addresses that can be configured on a router interface?

- A. 1
- B. 2

- C. 4
- D. 1024
- E. 65535
- F. no limit to the number of addresses

**Correct Answer:** F

**Section:** (none)

**Explanation**

**Explanation/Reference:**

Explanation:

From "IP Routing Frequently Asked Questions"

Q. What are the maximum number of secondary IP addresses that can be configured on a router interface?

A. There are no limits on configuring secondary IP addresses on a router interface.

Reference: <http://www.cisco.com/c/en/us/support/docs/ip/border-gateway-protocol-bgp/28745-44.html#q21>

#### **QUESTION 227**

Which address is a MAC address that is mapped from an IPv6 address (RFC 2464)?

- A. 3333.FF17.FC0F
- B. FFFE.FF17.FC0F
- C. FF34.3333.FF17
- D. FF7E.FF17.FC0F

**Correct Answer:** A

**Section:** (none)

**Explanation**

**Explanation/Reference:**

Explanation:

An IPv6 packet with a multicast destination address DST, consisting of the sixteen octets DST through DST, is transmitted to the Ethernet multicast address whose first two octets are the value

"Pass Any Exam. Any Time." - [www.actualtests.com](http://www.actualtests.com) 255

3333 hexadecimal and whose last four octets are the last four octets of DST.

Reference: <https://tools.ietf.org/html/rfc2464>

**QUESTION 228**

Which multicast protocol uses source trees and RPF?

- A. DVMRP
- B. PIM sparse mode
- C. CBT
- D. mOSPF

**Correct Answer:** A

**Section:** (none)

**Explanation**

**Explanation/Reference:**

Explanation:

DVMRP builds a parent-child database using a constrained multicast model to build a forwarding tree rooted at the source of the multicast packets. Multicast packets are initially flooded down this source tree. If redundant paths are on the source tree, packets are not forwarded along those paths. Forwarding occurs until prune messages are received on those parent-child links, which further constrains the broadcast of multicast packets.

Reference: DVMRP and dense-mode PIM use only source trees and use RPF as previously described.

Reference: [http://www.cisco.com/c/en/us/td/docs/switches/lan/catalyst3550/software/release/12-1\\_19\\_ea1/configuration/guide/3550scg/swmcast.html](http://www.cisco.com/c/en/us/td/docs/switches/lan/catalyst3550/software/release/12-1_19_ea1/configuration/guide/3550scg/swmcast.html)

**QUESTION 229**

What is the function of the command `ip pim autorp listener`?

- A. It allows a border PIM sparse mode router to accept autorp information from another autonomous system.
  - B. It allows the mapping agents to accept autorp information from the PIM rendezvous point.
  - C. It allows the routers to flood the autorp information in a sparse-mode-only network.
  - D. It allows a BSR to accept autorp information and translate it into BSR messages.
- "Pass Any Exam. Any Time." - [www.actualtests.com](http://www.actualtests.com) 256

**Correct Answer:** C

**Section:** (none)

**Explanation**

**Explanation/Reference:**

Explanation:

To cause IP multicast traffic for the two Auto-RP groups 224.0.1.39 and 224.0.1.40 to be Protocol Independent Multicast (PIM) dense mode flooded

across interfaces operating in PIM sparse mode, use the `ip pim autorp listener` command in global configuration mode. To disable this feature, use the no form of this command.

Reference: [http://www.cisco.com/c/en/us/td/docs/ios-xml/ios/ipmulti/command/imc-cr-book/imc\\_i3.html#wp3085748429](http://www.cisco.com/c/en/us/td/docs/ios-xml/ios/ipmulti/command/imc-cr-book/imc_i3.html#wp3085748429)

#### QUESTION 230

Refer to the exhibit.

```
FHR#show ipv6 mroute FF7E::1234
(2001:db8::7, FF7E::1234), 00:02:27/00:01:02, flags: SFT
Incoming interface: Ethernet1/0
RPF nbr: FE80::A8BB:CCFF:FE00:701, Registering
Immediate Outgoing interface list:
Tunnel2, Forward, 00:01:38/never
```

Which statement is true about why the first-hop PIM IPv6 router is stuck in registering?

- A. The scope of the IPv6 multicast address is link-local.
- B. The outgoing interface for the IPv6 multicast group should not be a tunnel interface.
- C. The R-bit is set in the IPv6 address, but this is not an embedded RP multicast IPv6 address.
- D. The S flag should not be set on a first-hop PIM router.
- E. A multicast IPv6 address does not start with FF.

**Correct Answer:** C

**Section:** (none)

**Explanation**

**Explanation/Reference:**

Explanation:

·R bit: RP bit: R = 1 indicates the address embeds the address of the Rendezvous Point (RP). The embedded RP address needs to begin with the prefix FF70::/12, But here we see that the address is FF7E::1234.

"Pass Any Exam. Any Time." - [www.actualtests.com](http://www.actualtests.com) 257

#### QUESTION 231

Refer to the exhibit.

```
!  
ip access-list extended REDIRECT  
permit tcp any any eq 25  
!  
route-map REDIRECT 10  
match ip address REDIRECT-SNMP  
set interface GigabitEthernet1/0  
!  
interface loopback0  
ip address 172.21.254.254 255.255.252.0  
!  
ip local policy route-map REDIRECT-SNMP  
!
```

Which option is the result of this configuration?

- A. All SNMP traffic coming into the router is redirected to interface GigabitEthernet1/0.
- B. All SNMP traffic generated from the router is redirected to interface GigabitEthernet1/0.
- C. All SMTP traffic generated from the router is redirected to interface GigabitEthernet1/0.
- D. All POP3 traffic coming into the router is redirected to interface GigabitEthernet1/0.
- E. All SMTP traffic coming into the router is redirected to interface GigabitEthernet1/0.

**Correct Answer: C**

**Section: (none)**

**Explanation**

**Explanation/Reference:**

Explanation:

This is an example of policy based routing, where traffic sourced from this router that matches the access list (all traffic with port 25 which is SMTP) will be forced out the Gig 0/1 interface.

### QUESTION 232

Which three statements about EIGRP and BFD are true? (Choose three.)

- A. BFD is independent of the routing protocol, so it can be used as a generic failure detection mechanism for EIGRP.  
"Pass Any Exam. Any Time." - [www.actualtests.com](http://www.actualtests.com) 258
- B. Some parts of BFD can be distributed to the data plane, so it can be less CPU-intensive than reduced timers, which exist wholly at the control plane.



- C. Reduced EIGRP timers have an absolute minimum detection timer of 1-2 seconds; BFD can provide sub-second failure detection.
- D. BFD is tied to specific routing protocols and can be used for generic fault detection for the OSPF, EIGRP, and BGP routing protocols.
- E. BFD is dependent on the EIGRP routing protocol, so it can be used as a specific failure detection mechanism.
- F. BFD resides on the control plane, so it is less CPU-intensive than if it resided on the data plane.

**Correct Answer:** ABC

**Section:** (none)

**Explanation**

**Explanation/Reference:**

Explanation:

There are several advantages to implementing BFD over reduced timer mechanisms for routing protocols:

.

Although reducing the EIGRP, IS-IS, and OSPF timers can result in minimum detection timer of one to two seconds, BFD can provide failure detection in less than one second.

.

Because BFD is not tied to any particular routing protocol, it can be used as a generic and consistent failure detection mechanism for EIGRP, IS-IS, and OSPF.

.

Because some parts of BFD can be distributed to the data plane, it can be less CPU-intensive than the reduced EIGRP, IS-IS, and OSPF timers, which exist wholly at the control plane.

Reference: [http://www.cisco.com/c/en/us/td/docs/ios/12\\_0s/feature/guide/fs\\_bfd.html](http://www.cisco.com/c/en/us/td/docs/ios/12_0s/feature/guide/fs_bfd.html)

### QUESTION 233

You are implementing new addressing with EIGRP routing and must use secondary addresses, which are missing from the routing table. Which action is the most efficient solution to the problem?

- A. Disable split-horizon on the interfaces with secondary addresses.
- B. Disable split-horizon inside the EIGRP process on the router with the secondary interface addresses.
- C. Add additional router interfaces and move the secondary addresses to the new interfaces.
- D. Use a different routing protocol and redistribute the routes between EIGRP and the new protocol.

**Correct Answer:** A

**Section:** (none)

**Explanation**

**Explanation/Reference:**

"Pass Any Exam. Any Time." - [www.actualtests.com](http://www.actualtests.com) 259

Explanation:

Normally, routers that are connected to broadcast-type IP networks and that use distance-vector routing protocols employ the split horizon mechanism to reduce the possibility of routing loops. Split horizon blocks information about routes from being advertised by a router out of any interface from which that information originated. This behavior usually optimizes communications among multiple routers, particularly when links are broken. However, with nonbroadcast networks, situations can arise for which this behavior is less than ideal. For these situations, you might want to disable split horizon with EIGRP and RIP.

If an interface is configured with secondary IP addresses and split horizon is enabled, updates might not be sourced by every secondary address. One routing update is sourced per network number unless split horizon is disabled.

Reference: [http://www.cisco.com/c/en/us/td/docs/ios/12\\_2/ip/configuration/guide/fipr\\_c/1cfrip.html](http://www.cisco.com/c/en/us/td/docs/ios/12_2/ip/configuration/guide/fipr_c/1cfrip.html)

#### QUESTION 234

Refer to the exhibit.

```
R1(config-if)#ipv6 ospf authentication ipsec spi 256 md5 0 o-routes
```

Which two options are possible states for the interface configured with the given OSPFv3 authentication? (Choose two.)

- A. GOING UP
- B. DOWN
- C. UNCONFIGURED
- D. GOING DOWN

**Correct Answer:** AB

**Section:** (none)

**Explanation**

**Explanation/Reference:**

Explanation:

To configure IPsec, you configure a security policy, which is a combination of the security policy index (SPI) and the key (the key is used to create and validate the hash value). IPsec for OSPFv3 can be configured on an interface or on an OSPFv3 area. For higher security, you should configure a different policy on each interface configured with IPsec. If you configure IPsec for an OSPFv3 area, the policy is applied to all of the interfaces in that area, except for the interfaces that

"Pass Any Exam. Any Time." - [www.actualtests.com](http://www.actualtests.com) 260

have IPsec configured directly. Once IPsec is configured for OSPFv3, IPsec is invisible to you. The secure socket API is used by applications to secure traffic. The API needs to allow the application to open, listen, and close secure sockets. The binding between the application and the secure socket layer also allows the secure socket layer to inform the application of changes to the socket, such as connection open and close events. The secure socket API is able to identify the socket; that is, it can identify the local and remote addresses, masks, ports, and protocol that carry the traffic requiring security.

Each interface has a secure socket state, which can be one of the following:  
OSPFv3 will not send or accept packets while in the DOWN state.

Reference: [http://www.cisco.com/c/en/us/td/docs/ios-xml/ios/iproute\\_ospf/configuration/15-sy/iro-15-sy-book/ip6-route-ospfv3-auth-ipsec.html](http://www.cisco.com/c/en/us/td/docs/ios-xml/ios/iproute_ospf/configuration/15-sy/iro-15-sy-book/ip6-route-ospfv3-auth-ipsec.html)

#### QUESTION 235

Refer to the exhibit.

```
ip route 10.0.0.0 255.255.255.0 192.168.192.9
ip default-network 172.16.199.9
```

The device with this configuration is unable to reach network 172.31.31.0/24. The next hop router has been verified to have full connectivity to the network. Which two actions can you take to establish connectivity to the network? (Choose two.)

- A. Create a static route to 172.16.199.0 using the address of the next hop router.
- B. Create a default route to the link address of the next hop router.
- C. Create a static route to the loopback address of the next hop router.
- D. Create a default route to 172.16.199.9.
- E. Modify the existing static route so that the next hop is 0.0.0.0.
- F. Replace the ip default-network command with the ip default-gateway command.

**Correct Answer:** AB

**Section:** (none)

**Explanation**

**Explanation/Reference:**

Explanation:

Unlike the ip default-gateway command, you can use ip default-network when ip routing is enabled on the Cisco router. When you configure ip default-network the router considers routes to that network for installation as the gateway of last resort on the router.

"Pass Any Exam. Any Time." - [www.actualtests.com](http://www.actualtests.com) 261

For every network configured with ip default-network, if a router has a route to that network, that route is flagged as a candidate default route. However, in this case if the router does not a route to the drfault network of 172.16.199.9, then you would need to ensure that this route exisits by creating a static route to 172.16.199.0 using the address of the next hop router, or simply create a default route using the address of the next hop router.

#### QUESTION 236

Which algorithm heavily influenced the algorithm used by path-vector protocols?

- A. Bellman-Ford
- B. SPF
- C. DUAL
- D. Spanning-Tree
- E. Adaptive
- F. Deflection

**Correct Answer:** A

**Section:** (none)

**Explanation**

**Explanation/Reference:**

Explanation:

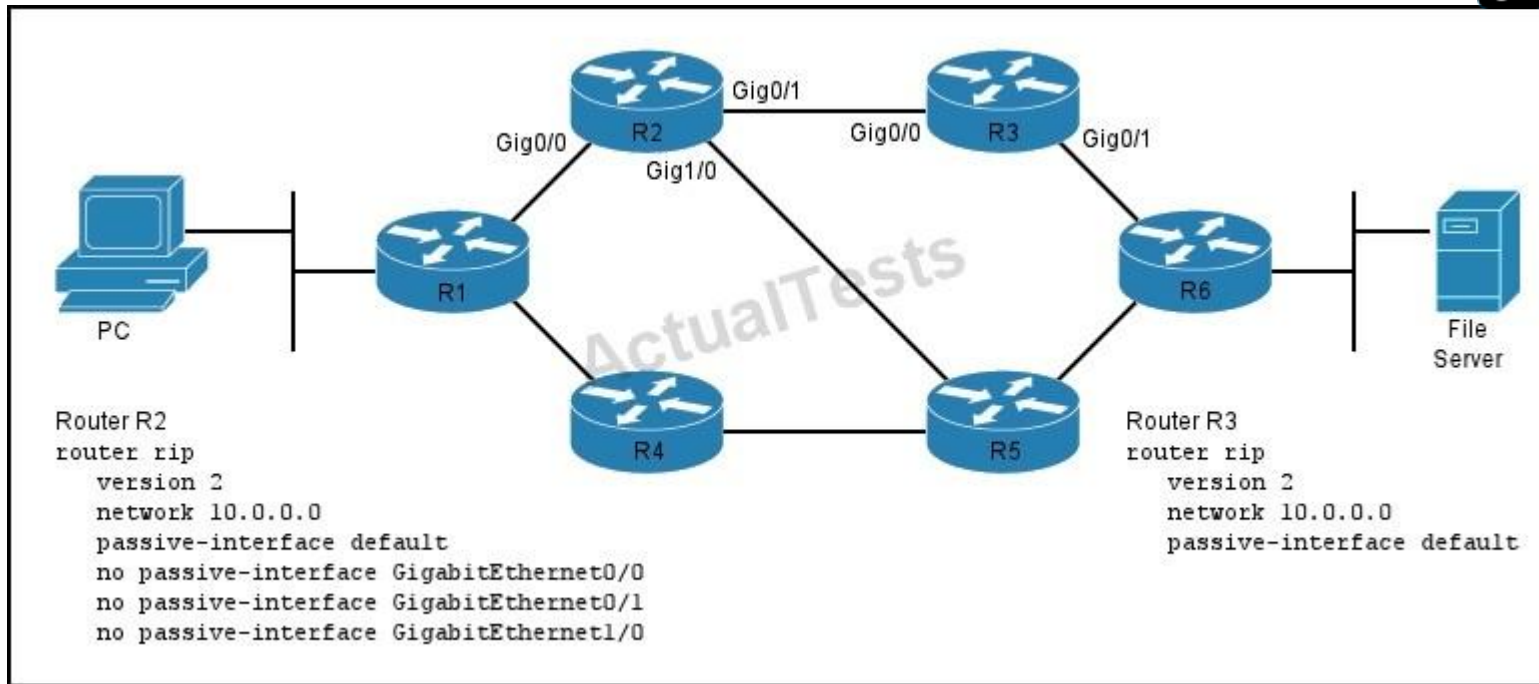
A path vector protocol is a computer network routing protocol which maintains the path information that gets updated dynamically. Updates which have looped through the network and returned to the same node are easily detected and discarded. This algorithm is sometimes used in BellmanFord routing algorithms to avoid "Count to Infinity" problems.

Reference: [http://en.wikipedia.org/wiki/Path\\_vector\\_protocol](http://en.wikipedia.org/wiki/Path_vector_protocol)

**QUESTION 237**

Refer to the exhibit.

"Pass Any Exam. Any Time." - [www.actualtests.com](http://www.actualtests.com) 262



All of the routers on this network are running RIP. If you edit the R3 RIP process configuration to reduce the number of hops from R3 to R1, which statement about the configuration change is true?

- A. Configuring no passive-interface for GigabitEthernet0/0 in the R3 RIP process reduces the number of hops to R1 by 2.
- B. Configuring no passive-interface for GigabitEthernet0/0 in the R3 RIP process reduces the number of hops to R1 by 1.
- C. Configuring no passive-interface for GigabitEthernet0/1 in the R3 RIP process reduces the number of hops to R1 by 3.
- D. Configuring no passive-interface for GigabitEthernet0/1 in the R3 RIP process reduces the number of hops to R1 by 1.

**Correct Answer:** A

**Section:** (none)

**Explanation**

**Explanation/Reference:**

Explanation:

By changing the link from R3 to R2 to not be passive, traffic can then take the direct route from R3-R2-R1 instead of the longer path of R3-R6-R5-R4-R1, resulting in two less hops.

**QUESTION 238**

Where should the passive-interface command be used?

- A. Under the routing process for interfaces that need to be routed, but prevented from peering
  - B. under the routing process for interfaces that need to be routed and allowed to peer
  - C. under the interface configuration for interfaces that need to be routed, but prevented from peering
  - D. under the interface configuration for interfaces that need to be routed and allowed to peer
  - E. under the VTY configuration within global configuration mode
- "Pass Any Exam. Any Time." - www.actualtests.com 263

**Correct Answer:** A

**Section:** (none)

**Explanation**

**Explanation/Reference:**

Explanation:

Passive-interface is a feature you enable on a per interface basis which allows a particular interface to participate in a routing process but prevents that interface from forming neighbor relationships by not sending hello packets and discarding received hello packets.

**QUESTION 239**

Refer to the exhibit.

```
ip prefix-list EIGRP-ROUTES seq 5 permit 10.10.10.0/24 le 32
ip prefix-list OUTBOUND seq 5 permit 192.168.168.1/32
router eigrp 65535
network 192.168.168.0 0.0.255.255
network 172.31.10.0 0.0.0.255
distribute-list prefix EIGRP-ROUTES gateway OUTBOUND in
```

Which statement about the device routing table is true?

- A. Only networks 10.10.10.0/24 and smaller from host 192.168.168.1 are in the routing table.
- B. Only networks 10.10.10.0/24 and larger from host 192.168.168.1 are in the routing table.
- C. Only network 10.10.10.0/24 from host 192.168.168.1 is in the routing table.
- D. Networks 10.10.10.0/24 and smaller from any host are in the routing table.

**Correct Answer:** A

**Section:** (none)

## Explanation

### Explanation/Reference:

Explanation:

When you add the keywords "GE" and "LE" to the prefix-list, the "len" value changes its meaning. When using GE and LE, the len value specifies how many bits of the prefix you are checking, starting with the most significant bit.

```
ip prefix-list LIST permit 1.2.3.0/24 le 32
```

This means:

Check the first 24 bits of the prefix 1.2.3.0

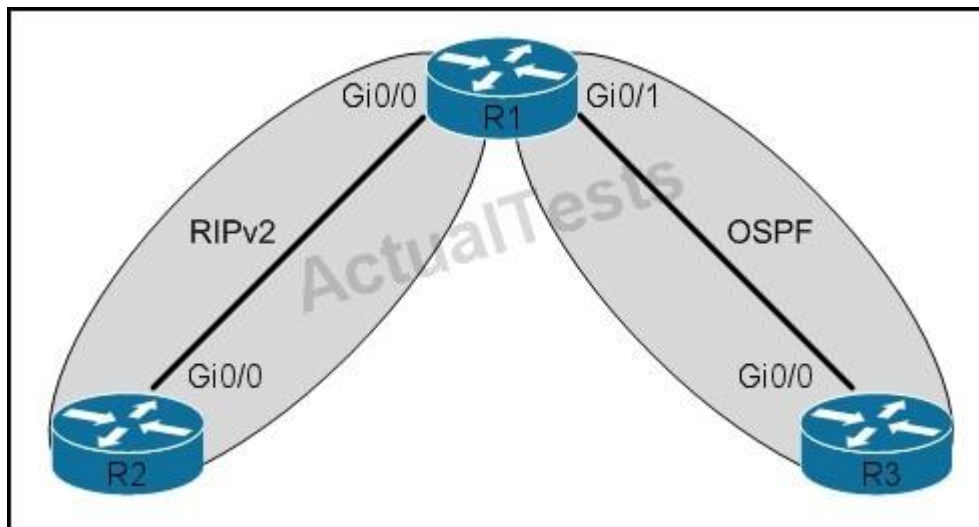
The subnet mask must be less than or equal to 32

Reference: <http://blog.ine.com/2007/12/26/how-do-prefix-lists-work/>

"Pass Any Exam. Any Time." - [www.actualtests.com](http://www.actualtests.com) 264

### QUESTION 240

Refer to the exhibit.



R1 is performing mutual redistribution, but OSPF routes from R3 are unable to reach R2. Which three options are possible reasons for this behavior? (Choose three.)

- A. R1 requires a seed metric to redistribute RIP.
- B. The RIP version supports only classful subnet masks.

- C. R1 is filtering OSPF routes when redistributing into RIP.
- D. R3 and R1 have the same router ID.
- E. R1 and R3 have an MTU mismatch.
- F. R2 is configured to offset OSPF routes with a metric of 16.

**Correct Answer:** ACF

**Section:** (none)

**Explanation**

**Explanation/Reference:**

Explanation:

A. RIP requires a seed metric to be specified when redistributing routes into that protocol. A seed metric is a "starter metric" that gives the RIP process a metric it can work with. The OSPF metric of cost is incomprehensible to RIP, since RIP's sole metric is hop count. We've got to give RIP a metric it understands when redistributing routes into that protocol, so let's go back to R1 and do so.

C. Filtering routes is another explanation, if the routes to R2 are being filtered from being advertised to R1.

F. If the metric is offset to 16, then the routes will have reached the maximum hop count when redistributed to RIP. The max hop count for RIP is 16.

"Pass Any Exam. Any Time." - www.actualtests.com 265

#### QUESTION 241

Refer to the exhibit.

```
R1#sh ip eigrp 1 topology all
IP-EIGRP Topology Table for AS(1)/ID(10.1.1.2)

Codes: P - Passive, A - Active, U - Update, Q - Query, R - Reply,
       r - reply Status, s - sia Status

P 10.8.1.0/24, 1 successors, FD is 156160, serno 7
  via 10.1.1.1 (156160/128256), FastEthernet1/0
P 10.1.1.0/24, 1 successors, FD is 28160, serno 1
  via Connected, FastEthernet1/0
P 10.6.1.0/24, 1 successors, FD is 156160, serno 8
  via 10.1.1.1 (156160/128256), FastEthernet1/0
```

If the downstream router has a summary route configured, which two actions must you take on the local router to create the summary route that summarizes all routes from the downstream router? (Choose two.)



- A. Configure the summary address on the interface.
- B. Use 10.0.0.0 255.248.0.0 as the summary route.
- C. Configure the summary address in the EIGRP process.
- D. Use 10.0.0.0 255.252.0.0 as the summary route.
- E. Configure a route map to permit the route.
- F. Configure a distribute list in.

**Correct Answer:** AB

**Section:** (none)

**Explanation**

**Explanation/Reference:**

Explanation:

Route summarization works in conjunction with the ip summary-address eigrp interface configuration command, in which additional summarization can be performed.

To correctly summarize all the networks shown, the correct route to use is 10.0.0.0 255.248.0.0

Reference:

[http://www.cisco.com/c/en/us/td/docs/ios/12\\_2/ip/configuration/guide/fipr\\_c/1cfeigrp.html](http://www.cisco.com/c/en/us/td/docs/ios/12_2/ip/configuration/guide/fipr_c/1cfeigrp.html)

"Pass Any Exam. Any Time." - www.actualtests.com 266

#### **QUESTION 242**

Which three statements about RIP timers are true? (Choose three.)

- A. The default update timer is 30 seconds.
- B. The default invalid timer is 180 seconds.
- C. The default holddown timer is 180 seconds.
- D. The default flush timer is 60 seconds.
- E. The default scan timer is 60 seconds.
- F. The default hello timer is 5 seconds.

**Correct Answer:** ABC

**Section:** (none)

**Explanation**

**Explanation/Reference:**

Explanation:

The routing information protocol uses the following timers as part of its operation:

**Update Timer**

The update timer controls the interval between two gratuitous Response Message. By default the value is 30 seconds. The response message is broadcast to all its RIP enabled interface.

**Invalid Timer**

The invalid timer specifies how long a routing entry can be in the routing table without being updated. This is also called as expiration Timer. By default, the value is 180 seconds. After the timer expires the hop count of the routing entry will be set to 16, marking the destination as unreachable.

**Flush Timer**

The flush timer controls the time between the route is invalidated or marked as unreachable and removal of entry from the routing table. By default the value is 240 seconds. This is 60 seconds longer than Invalid timer. So for 60 seconds the router will be advertising about this unreachable route to all its neighbors. This timer must be set to a higher value than the invalid timer.

**Hold-down Timer**

The hold-down timer is started per route entry, when the hop count is changing from lower value to higher value. This allows the route to get stabilized. During this time no update can be done to that routing entry. This is not part of the RFC 1058. This is Cisco's implementation. The default value of this timer is 180 seconds.

Reference: [http://en.wikipedia.org/wiki/Routing\\_Information\\_Protocol#Timers](http://en.wikipedia.org/wiki/Routing_Information_Protocol#Timers)

**QUESTION 243**

Which timer expiration can lead to an EIGRP route becoming stuck in active?

"Pass Any Exam. Any Time." - [www.actualtests.com](http://www.actualtests.com) 267

- A. hello
- B. active
- C. query
- D. hold

**Correct Answer: B**

**Section: (none)**

**Explanation**

**Explanation/Reference:**

Explanation:

As noted above, when a route goes into the active state, the router queries its neighbors to find a path to the pertinent network. At this point, the router starts a three minute active timer by which time it must receive replies from all queried neighbors. If a neighbor has feasible successors for the route, it will recalculate its own local distance to the network and report this back. However, if a neighbor does not have a feasible successor, it also goes into active state. In some cases, multiple routers along multiple query paths will go into active state as routers continue to query for the desired route. In most cases, this process will yield responses from all queried routers and the sought after route will transition back into the passive state within the three minute SIA query timer. In the case that none of the queried routers can provide a feasible successor, the route is cleared.

In some cases, a response is not received between two neighbor routers because of link failures, congestion or some other adverse condition in either the network or on the queried router, and the three minute active timer expires on the router originating the query. When this happens, the querying

router that did not receive a response logs a "DUAL-3-SIA" or "stuck-in-active" error for the route and then drops and restarts its adjacency with the non-responding router

Reference: <http://www.packetdesign.com/resources/technical-briefs/diagnosing-eigrp-stuck-active>

#### **QUESTION 244**

Which three values can be used to tag external EIGRP routes? (Choose three.)

- A. The router ID of the router that redistributed the route
- B. The administrative distance of the external protocol
- C. The protocol ID of the external protocol
- D. The cost to reach the router that redistributed the route
- E. The metric from the external protocol
- F. The router ID of the router from which the external protocol route was learned

**Correct Answer:** ACE

**Section:** (none)

**Explanation**

**Explanation/Reference:**

Explanation:

"Pass Any Exam. Any Time." - [www.actualtests.com](http://www.actualtests.com) 268

EIGRP has the notion of internal and external routes. Internal routes are ones that have been originated within an EIGRP autonomous system (AS).

Therefore, a directly attached network that is configured to run EIGRP is considered an internal route and is propagated with this information throughout the EIGRP AS. External routes are ones that have been learned by another routing protocol or reside in the routing table as static routes. These routes are tagged individually with the identity of their origination.

External routes are tagged with the following information:

Reference: [http://www.cisco.com/c/en/us/support/docs/ip/enhanced-interior-gateway-routing-protocol-eigrp/13669-1.html#route\\_tagging](http://www.cisco.com/c/en/us/support/docs/ip/enhanced-interior-gateway-routing-protocol-eigrp/13669-1.html#route_tagging)

#### **QUESTION 245**

Which data plane protocol does EIGRP Over the Top use?

- A. MPLS
- B. GRE
- C. LISP
- D. IP-in-IP

**Correct Answer:** C

**Section:** (none)

## Explanation

### Explanation/Reference:

Explanation:

The EIGRP Over the Top solution can be used to ensure connectivity between disparate Enhanced Interior Gateway Routing Protocol (EIGRP) sites. This feature uses EIGRP on the control plane and Locator ID Separation Protocol (LISP) encapsulation on the data plane to route traffic across the underlying WAN architecture. EIGRP is used to distribute routes between customer edge (CE) devices within the network, and the traffic forwarded across the WAN architecture is LISP encapsulated. Therefore, to connect disparate EIGRP sites, you must configure the neighbor command with LISP encapsulation on every CE in the network.

Reference: [http://www.cisco.com/c/en/us/td/docs/ios-xml/ios/iproute\\_eigrp/configuration/xr-3s/ire-xr-3s-book/ire-eigrp-over-the-top.html](http://www.cisco.com/c/en/us/td/docs/ios-xml/ios/iproute_eigrp/configuration/xr-3s/ire-xr-3s-book/ire-eigrp-over-the-top.html)

### QUESTION 246

Which statement about the feasible distance in EIGRP is true?

"Pass Any Exam. Any Time." - [www.actualtests.com](http://www.actualtests.com) 269

- A. It is the maximum metric that should feasibly be considered for installation in the RIB.
- B. It is the minimum metric to reach the destination as stored in the topology table.
- C. It is the metric that is supplied by the best next hop toward the destination.
- D. It is the maximum metric possible based on the maximum hop count that is allowed.

**Correct Answer: B**

**Section: (none)**

**Explanation**

### Explanation/Reference:

Explanation:

An EIGRP router advertises each destination it can reach as a route with an attached metric. This metric is called the route's reported distance (the term advertised distance has also been used in older documentation). A successor route for any given destination is chosen as having the lowest computed feasible distance; that is, the lowest sum of reported distance plus the cost to get to the advertising router. By default, an EIGRP router will store only the route with the best (lowest) feasible distance in the routing table (or, multiple routes with equivalent feasible distances).

Reference: <http://packetlife.net/blog/2010/aug/9/eigrp-feasible-successor-routes/>

### QUESTION 247

Which statement about the EIGRP RTO is true?

- A. It is six times the SRTT.

- B. It is the time that it normally takes for an update to be received by a peer.
- C. It is the time that it normally takes to receive a reply to a query.
- D. It is the average time that it takes for a reliable packet to be acknowledged.

**Correct Answer:** A

**Section:** (none)

**Explanation**

**Explanation/Reference:**

Explanation:

The RTO is typically six times the SRTT, the value may vary from a minimum of 200 microseconds (ms) to a maximum of 5 seconds (s).

Reference: EIGRP for IP: Basic Operation and Configuration, Alvaro Retana, Russ White, Don Slice - 2000

#### **QUESTION 248**

"Pass Any Exam. Any Time." - [www.actualtests.com](http://www.actualtests.com) 270

Which option describes the purpose of the leak-map keyword in the command `eigrp stub connected leak-map EigrpLeak`?

- A. It allows the specified static routes to be advertised.
- B. It allows exceptions to the route summarization that is configured.
- C. It allows specified EIGRP-learned routes to be advertised.
- D. It restricts specified connected routes from being advertised.

**Correct Answer:** C

**Section:** (none)

**Explanation**

**Explanation/Reference:**

Explanation:

ExampleE. `eigrp stub leak-map` Command

In the following example, the `eigrp stub` command is issued with the `leak-map` name keyword- argument pair to configure the device to reference a leak map that identifies routes to be advertised that would have been suppressed otherwise.

```
Device(config)# router eigrp 1
```

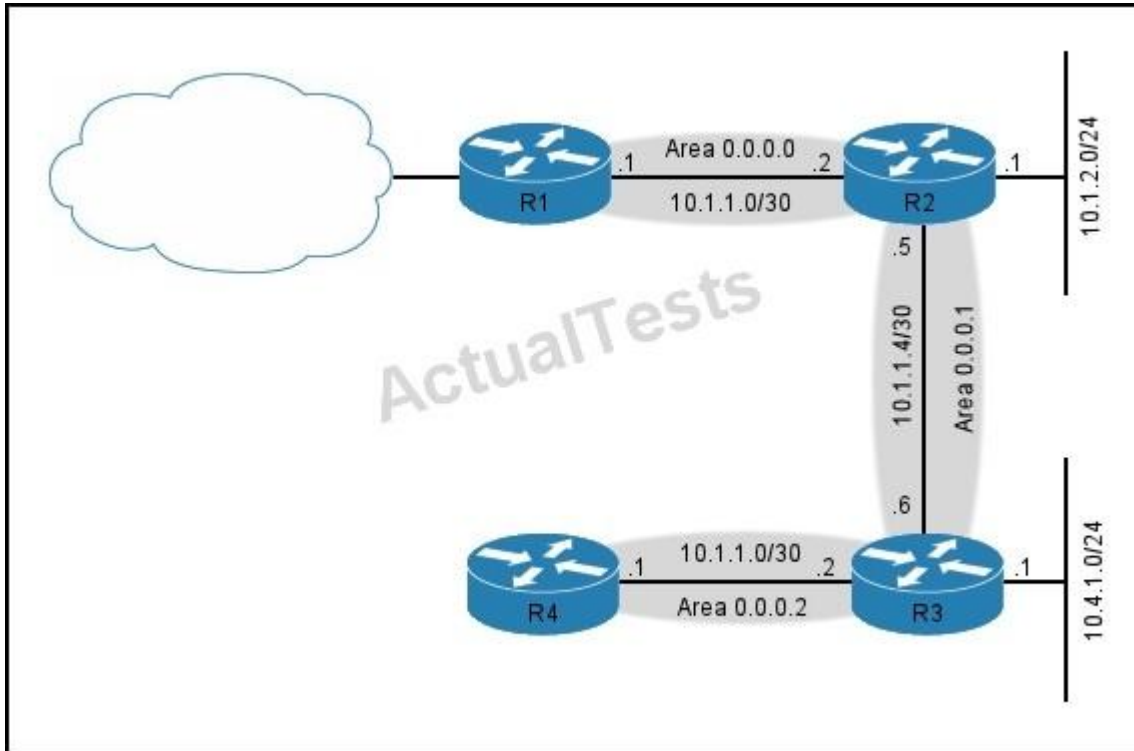
```
Device(config-router)# network 10.0.0.0
```

```
Device(config-router)# eigrp stub leak-map map1
```

Reference: [http://www.cisco.com/c/en/us/td/docs/ios-xml/ios/iproute\\_eigrp/configuration/15-mt/ire-15-mt-book/ire-eigrp-stub-rtg.html#GUID-FB899CA9-E9DE-48D8-8048-C971179E4E24](http://www.cisco.com/c/en/us/td/docs/ios-xml/ios/iproute_eigrp/configuration/15-mt/ire-15-mt-book/ire-eigrp-stub-rtg.html#GUID-FB899CA9-E9DE-48D8-8048-C971179E4E24)

#### **QUESTION 249**

Refer to the exhibit.



"Pass Any Exam. Any Time." - [www.actualtests.com](http://www.actualtests.com) 271

If OSPF is implemented on the network, which additional configuration is needed to allow traffic from host 10.4.1.15/24 to host 10.1.2.20/24?

- A. A virtual link between router 2 and router 4
- B. A virtual link between router 3 and router 4
- C. A virtual link between router 2 and router 3
- D. The current design allows traffic between the two hosts.

**Correct Answer: D**

**Section: (none)**

**Explanation**

**Explanation/Reference:**

Explanation:

This specific traffic from 10.4.1.0/24 to 10.1.2.0/24 would work because this traffic crosses only over the single OSPF area of 0.0.0.1.

However, traffic from hosts on R4 to R1 would indeed need a virtual link, since area 0.0.0.2 is not connected to the backbone area of 0.0.0.0.

**QUESTION 250**


Refer to the exhibit.

```

R1:

interface Loopback0
 ip address 1.1.1.1 255.255.255.0
 ipv6 address 2001:12::1/128
 ipv6 rip RIPNG enable
!
interface FastEthernet0/0
 ip address 10.1.12.1
 255.255.255.0
 duplex auto
 speed auto
 ipv6 address 2001:112::1/64
 ipv6 ospf 1 area 0
!
interface FastEthernet0/1
 no ip address
 shutdown
 duplex auto
 speed auto
!
ip forward-protocol nd
!
no ip http server
no ip http secure-server
!
!
ipv6 router ospf 1
 log-adjacency-changes
 redistribute rip RIPNG
!
ipv6 router rip RIPNG
!

```



```

R2:

interface Loopback0
 ip address 2.2.2.2 255.255.255.0
 ipv6 address 2001:12::2/128
 ipv6 rip RIPNG enable
!
interface FastEthernet0/0
 ip address 10.1.12.2
 255.255.255.0
 duplex auto
 speed auto
 ipv6 address 2001:112::2/64
 ipv6 ospf 1 area 0
!
interface FastEthernet0/1
 no ip address
 shutdown
 duplex auto
 speed auto
!
ip forward-protocol nd
!
!
no ip http server
no ip http secure-server
!
!
ipv6 router ospf 1
 log-adjacency-changes
 redistribute rip RIPNG include-
connected
!
!
ipv6 router rip RIPNG
!

```

Which OSPFv3 routes will be visible in the routing table of R2?

A. 2001:12::1/128

"Pass Any Exam. Any Time." - [www.actualtests.com](http://www.actualtests.com) 272



- B. 2001:12::1/128, 2001:112::1/128
- C. 2001:12::2/128
- D. No OSPFv3 routes will be visible.

**Correct Answer:** D

**Section:** (none)

**Explanation**

**Explanation/Reference:**

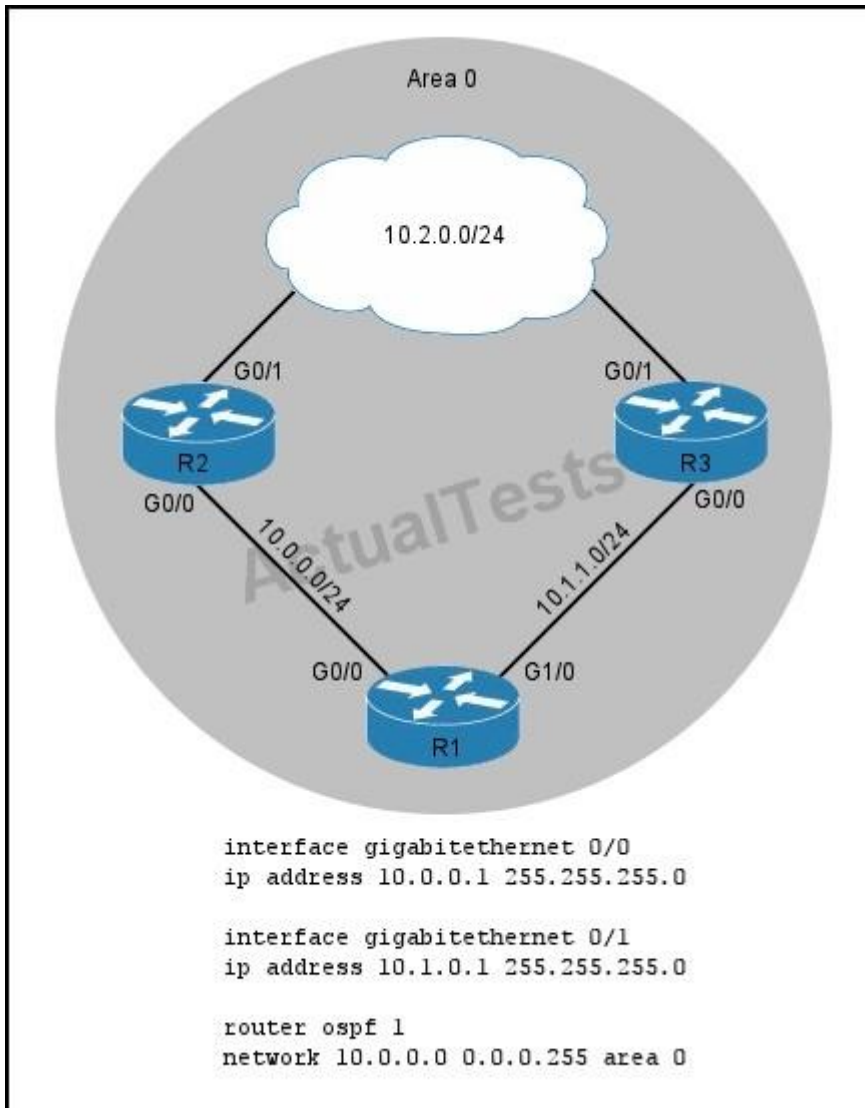
Explanation:

The command "ipv6 unicast-routing" needs to be configured on both routers before any IPv6 routes will be seen.

#### **QUESTION 251**

Refer to the exhibit.

"Pass Any Exam. Any Time." - [www.actualtests.com](http://www.actualtests.com) 273



R1 is configured as shown. R1 is able to establish a neighbor adjacency only with R2. Which addition must you make to the R1 configuration to allow it to establish an adjacency with R3?

- A. interface gigabitethernet 0/1  
ip address 10.1.0.1 255.255.255.0

- ```
ip ospf network point-to-point
```
- B. interface gigabitethernet 0/1  
ip address 10.1.0.1 255.255.255.0  
ip ospf 1 area 0
- C. router ospf 1  
network 10.1.0.0 0.0.0.255 area 1
- D. router ospf 1  
"Pass Any Exam. Any Time." - [www.actualtests.com](http://www.actualtests.com) 274  
area 0 stub

**Correct Answer:** C

**Section:** (none)

**Explanation**

**Explanation/Reference:**

Explanation:

To enable interfaces and networks with OSPF, the networks need to be specified in the network statement. In the configuration shown, only 10.0.0.0/24 has been enabled, we are missing the network connecting to R3 (10.1.0.0/24).

#### QUESTION 252

Which option describes how a router responds if LSA throttling is configured and it receives the identical LSA before the interval is set?

- A. The LSA is added to the OSPF database and a notification is sent to the sending router to slow down its LSA packet updates.
- B. The LSA is added to the OSPF database.
- C. The LSA is ignored.
- D. The LSA is ignored and a notification is sent to the sending router to slow down its LSA packet updates.

**Correct Answer:** C

**Section:** (none)

**Explanation**

**Explanation/Reference:**

Explanation:

How OSPF LSA Throttling Works

The timers throttle lsa all command controls the generation (sending) of LSAs. The first LSA is always generated immediately upon an OSPF topology change, and the next LSA generated is controlled by the minimum start interval. The subsequent LSAs generated for the same LSA are rate-limited until the maximum interval is reached. The "same LSA" is defined as an LSA instance that contains the same LSA ID number, LSA type, and advertising router ID.

The timers lsa arrival command controls the minimum interval for accepting the same LSA. If an instance of the same LSA arrives sooner than the

interval that is set, the LSA is dropped. It is recommended that the arrival interval be less than or equal to the hold-time interval of the timers throttle lsa all command.

Reference: [http://www.cisco.com/c/en/us/td/docs/ios/12\\_0s/feature/guide/fsolsath.html](http://www.cisco.com/c/en/us/td/docs/ios/12_0s/feature/guide/fsolsath.html)

"Pass Any Exam. Any Time." - [www.actualtests.com](http://www.actualtests.com) 275

#### **QUESTION 253**

Which two options are valid for the number of bytes in a BGP AS number? (Choose two.)

- A. 2 bytes
- B. 4 bytes
- C. 6 bytes
- D. 8 bytes
- E. 16 bytes

**Correct Answer:** AB

**Section:** (none)

**Explanation**

**Explanation/Reference:**

Explanation:

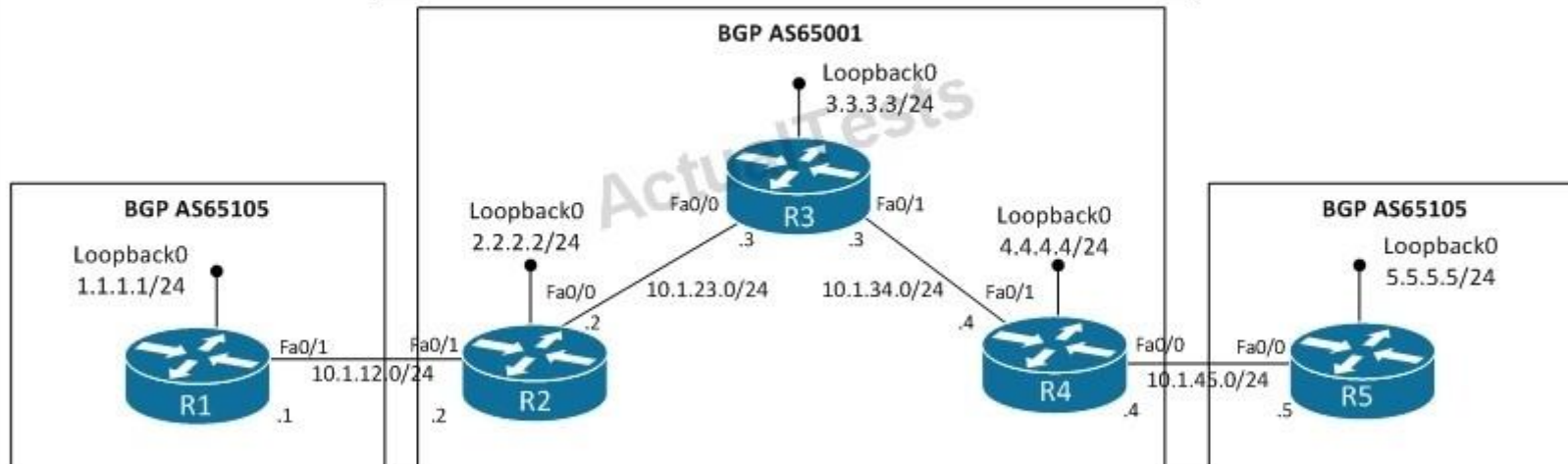
During the early time of BGP development and standardization, it was assumed that availability of a 16 bit binary number to identify the Autonomous System (AS) within BGP would have been more than sufficient. The 16 bit AS number, also known as the 2-byte AS number, provides a pool of 65536 unique Autonomous System numbers. The IANA manages the available BGP Autonomous System Numbers (ASN) pool, with the assignments being carried out by the Regional Registries. The current consumption rate of the publicly available AS numbers suggests that the entire public 2-byte ASN pool will be fully depleted. A solution to this depletion is the expansion of the existing 2-byte AS number to a 4-byte AS number, which provides a theoretical 4,294,967,296 unique AS numbers. ARIN has made the following policy changes in conjunction with the adoption of the solution. The Cisco IOS BGP "4-byte ASN" feature allows BGP to carry a Autonomous System Number (ASN) encoded as a 4-byte entity. The addition of this feature allows an operator to use an expanded 4-byte AS number granted by IANA.

#### **QUESTION 254**

Refer to the exhibit.

"Pass Any Exam. Any Time." - [www.actualtests.com](http://www.actualtests.com) 276

```
hostname R3
!
router ospf 1
 network 0.0.0.0 255.255.255.255 area 0
!
router bgp 65001
 network 3.3.3.0 mask 255.255.255.0
 neighbor 10.1.23.2 remote-as 65001
 neighbor 10.1.23.2 route-reflector-client
 neighbor 10.1.34.4 remote-as 65001
 neighbor 10.1.34.4 route-reflector-client
 no auto-summary
```



```
R2#sh ip bgp
BGP table version is 1, local router ID is 3.3.3.3
Status codes: s suppressed, d damped, h history, * valid, > best, i - internal,
               r RIB-failure, S Stale
Origin codes: i - IGP, e - EGP, ? - incomplete
```

| Network      | Next Hop  | Metric | LocPrf | Weight | Path |
|--------------|-----------|--------|--------|--------|------|
| * 1.1.1.0/24 | 10.1.12.1 | 0      | 0      | 65105  | i    |
| * 2.2.2.0/24 | 0.0.0.0   | 0      |        | 32768  | i    |

Why is the loopback 0 interface of R4 missing in the routing table of R2?

- A. R2 is configured as a route reflector client.
- B. There is no peering between R2 and R3.
- C. The next hop is not reachable from R2.
- D. The route originated within the same AS.

**Correct Answer:** B

**Section:** (none)

**Explanation**

**Explanation/Reference:**

Explanation:

In the "show ip bgp" output we see that there is no peering session between R2 and R3. Since R3 is the route reflector here, R3 would reflect routes advertised from R4 to R2, but the peer needs to be established first.

#### **QUESTION 255**

Which statement about the BGP scope of the cost community is true?

- A. It is shared with IBGP neighbors only.
- B. It is shared with IBGP neighbors and route reflectors.
- C. It is shared with EBGP neighbors only.  
"Pass Any Exam. Any Time." - www.actualtests.com 277
- D. It is shared with IBGP and EBGP neighbors.
- E. It is shared with IBGP and confederation peers.

**Correct Answer:** E

**Section:** (none)

**Explanation**

**Explanation/Reference:**

Explanation:

The BGP Cost Community feature introduces the cost extended community attribute. The cost community is a non-transitive extended community attribute that is passed to internal BGP (iBGP) and confederation peers but not to external BGP (eBGP) peers. The cost community feature allows you to customize the local route preference and influence the best path selection process by assigning cost values to specific routes.

Reference: [http://www.cisco.com/c/en/us/td/docs/ios/12\\_0s/feature/guide/s\\_bgpcc.html](http://www.cisco.com/c/en/us/td/docs/ios/12_0s/feature/guide/s_bgpcc.html)

#### **QUESTION 256**

Which statement is true about conditional advertisements?

- A. Conditional advertisements create routes when a predefined condition is met.
- B. Conditional advertisements create routes when a predefined condition is not met.
- C. Conditional advertisements delete routes when a predefined condition is met.
- D. Conditional advertisements create routes and withhold them until a predefined condition is met.
- E. Conditional advertisements do not create routes, they only withhold them until a predefined condition is met.

**Correct Answer:** E

**Section:** (none)

**Explanation**

**Explanation/Reference:**

Explanation:


The Border Gateway Protocol (BGP) conditional advertisement feature provides additional control of route advertisement, depending on the existence of other prefixes in the BGP table. Normally, routes are propagated regardless of the existence of a different path. The BGP conditional advertisement feature uses the non-exist-map and the advertise-map keywords of the neighbor advertise-map command in order to track routes by the route prefix. If a route prefix is not present in output of the non-exist-map command, then the route specified by the advertise-map command is announced. This feature is useful for multihomed networks, in which some prefixes are advertised to one of the providers only if information from the other provider is not present (this indicates a failure in the peering session or partial reachability).

Reference: <http://www.cisco.com/c/en/us/support/docs/ip/border-gateway-protocol-bgp/16137-cond-adv.html>

"Pass Any Exam. Any Time." - [www.actualtests.com](http://www.actualtests.com) 278

#### **QUESTION 257**

Refer to the exhibit.



How can Router X in AS70000 peer with Router Y in AS65000, in case Router Y supports only 2-byte ASNs?

- A. Router X should be configured with a remove-private-as command, because this will establish the peering session with a random private 2-byte ASN.

- B. It is not possible. Router Y must be upgraded to an image that supports 4-byte ASN.
- C. Router Y should be configured with a 4-byte AS using the local-as command.
- D. Router X should be configured with a 2-byte AS using the local-as command.

**Correct Answer:** D

**Section:** (none)

**Explanation**

**Explanation/Reference:**

Explanation:

Since router Y does not support 4-byte ASN,s it will not understand any AS numbers larger than 65535, so router X should use the local-as command on the peering statement to router Y to so that it sends in a 2-byte ASN to router Y.

#### **QUESTION 258**

Which statement about BGP and diverse path advertisement is true?

- A. The BGP best-path selection must be disabled.
  - B. The BGP best-path selection algorithm has been changed to always ignore the IGP metric.
  - C. The BGP best-path selection algorithm has been changed so that two BGP paths can be flagged as best in the BGP table.
  - D. The BGP best-path selection algorithm has not been changed.
  - E. The BGP best-path selection is disabled for BGP routes for which the feature is enabled.
- "Pass Any Exam. Any Time." - [www.actualtests.com](http://www.actualtests.com) 279

**Correct Answer:** D

**Section:** (none)

**Explanation**

**Explanation/Reference:**

Explanation:

The BGP Diverse Path Using a Diverse-Path Route Reflector feature allows BGP to distribute an alternative path other than the best path between BGP speakers when route reflectors are deployed. This additional path is added to the best-path, and the best path algorithm still remains unchanged.

#### **QUESTION 259**

For which two conditions is Cisco Express Forwarding recursion disabled by default when the BGP Prefix Independent Convergence functionality is enabled? (Choose two.)

- A. next hops learned with a /24 mask
- B. next hops learned with any mask shorter than /32



- C. next hops learned with a /32 mask
- D. next hops that are directly connected

**Correct Answer:** CD

**Section:** (none)

**Explanation**

**Explanation/Reference:**

Explanation:

Recursion is the ability to find the next longest matching path when the primary path goes down. When the BGP PIC feature is not installed, and if the next hop to a prefix fails, Cisco Express Forwarding finds the next path to reach the prefix by recursing through the FIB to find the next longest matching path to the prefix. This is useful if the next hop is multiple hops away and there is more than one way of reaching the next hop. However, with the BGP PIC feature, you may want to disable Cisco Express Forwarding recursion for the following reasons: When the BGP PIC functionality is enabled, Cisco Express Forwarding recursion is disabled by default for two conditions: For all other cases, Cisco Express Forwarding recursion is enabled.

Reference: [http://www.cisco.com/c/en/us/td/docs/ios-xml/ios/iproute\\_bgp/configuration/xr-3s/irg-xr-3s-book/irg-bgp-mp-pic.html](http://www.cisco.com/c/en/us/td/docs/ios-xml/ios/iproute_bgp/configuration/xr-3s/irg-xr-3s-book/irg-bgp-mp-pic.html)

#### **QUESTION 260**

How many bytes comprise the system ID within an IS-IS NET?

"Pass Any Exam. Any Time." - [www.actualtests.com](http://www.actualtests.com) 280

- A. 4 bytes
- B. 6 bytes
- C. 8 bytes
- D. 16 bytes
- E. 20 bytes

**Correct Answer:** B

**Section:** (none)

**Explanation**

**Explanation/Reference:**

Explanation:

Routers are identified with NETs of 8 to 20 bytes. ISO/IEC 10589 distinguishes only three fields in the NSAP address format: a variable-length area address beginning with a single octet, a system ID, and a 1-byte n-selector. Cisco implements a fixed length of 6 bytes for the system ID, which is like the OSPF router ID.

Reference:

[http://www.cisco.com/en/US/products/ps6599/products\\_white\\_paper09186a00800a3e6f.shtml](http://www.cisco.com/en/US/products/ps6599/products_white_paper09186a00800a3e6f.shtml)

#### QUESTION 261

Which two statements about IS-IS are true? (Choose two.)

- A. The default hello interval is 10 seconds and the default hold timer is 30 seconds.
- B. The hello interval can be changed on a per-interface basis with the command `isis hello- multiplier`.
- C. Both routers need to have the same hello intervals and hold timers in order to form IS-IS neighbors.
- D. Both IS-IS routers need to have the same capabilities in the hello packet in order to form neighbors.

**Correct Answer:** AB

**Section:** (none)

**Explanation**

#### Explanation/Reference:

Explanation:

isis hello-interval

To specify the length of time between hello packets that the Cisco IOS software sends, use the `isis hello-interval` command in interface configuration mode.

By default, a value three times the hello interval seconds is advertised as the hold time in the hello packets sent. (Change the multiplier of 3 by specifying the `isis hello-multiplier` command.) With smaller hello intervals, topological changes are detected faster, but there is more routing traffic. The default is 10 seconds.

Reference:

"Pass Any Exam. Any Time." - [www.actualtests.com](http://www.actualtests.com) 281

[http://www.cisco.com/c/en/us/td/docs/ios/12\\_2/iproute/command/reference/fiprrp\\_r/1rfisis.html](http://www.cisco.com/c/en/us/td/docs/ios/12_2/iproute/command/reference/fiprrp_r/1rfisis.html)

#### QUESTION 262

Which bit should be set in the link-state PDU of an IS-IS L1/L2 router to indicate that it is a potential exit point of the area?

- A. the ABR bit
- B. the ATT bit
- C. the down bit
- D. the P bit

**Correct Answer:** B

**Section:** (none)

**Explanation**

**Explanation/Reference:**

Explanation:

Default routing is achieved in two distinct ways with Integrated IS-IS:

- Attached bit--Set by a Level 1/Level 2 router in its own Level 1 LSP and used to indicate to all Level 1 routers (within the area) that this router is a potential exit point of the area. Level 1-only routers will default to the nearest attached Level 2 router.

- Default information originate--Can be configured in Level 1 as well as Level 2. The default route (0.0.0.0/0) is inserted in the router LSP (Level 1 or Level 2, according to the configuration command) and the LSP is flooded according to the router type (Level 1 or Level 2). A Level 2 router doesn't need to have a default route to originate a default route.

Reference:

[http://www.cisco.com/en/US/products/ps6599/products\\_white\\_paper09186a00800a3e6f.shtml](http://www.cisco.com/en/US/products/ps6599/products_white_paper09186a00800a3e6f.shtml)

**QUESTION 263**

Which two options are benefits of EIGRP OTP? (Choose two.)

- A. It allows EIGRP routers to peer across a service provider without the service provider involvement.
- B. It allows the customer EIGRP domain to remain contiguous.
- C. It requires only minimal support from the service provider.  
"Pass Any Exam. Any Time." - [www.actualtests.com](http://www.actualtests.com) 282
- D. It allows EIGRP neighbors to be discovered dynamically.
- E. It fully supports multicast traffic.
- F. It allows the administrator to use different autonomous system numbers per EIGRP domain.

**Correct Answer:** AB

**Section:** (none)

**Explanation**

**Explanation/Reference:**

Explanation:

EIGRP Over the Top (OTP) allows EIGRP routers to peer across a service provider infrastructure without the SP's involvement. In fact with OTP, the provider won't see customer routes at all. EIGRP OTP acts as a provider-independent overlay that transports customer data between the customer's routers.

To the customer, the EIGRP domain is contiguous. A customer's EIGRP router sits at the edge of the provider cloud, and peers with another EIGRP router a different location across the cloud. Learned routes feature a next hop of the customer router -- not the provider. Good news for service providers is that customers can deploy EIGRP OTP with their involvement

Reference: <http://ethancbanks.com/2013/08/01/an-overview-of-eigrp-over-the-top-otp/>

**QUESTION 264**  
DRAG DROP

Drag and drop the OSPFv3 LSA type on the left to the functionality it provides on the right.

|                                         |                                                                             |
|-----------------------------------------|-----------------------------------------------------------------------------|
| Router LSA (Type 1)                     | advertises an internal network or set of networks to routers in other areas |
| Network LSA (Type 2)                    | associates a group of prefixes for transit networks or stub networks        |
| Interarea-prefix LSA for ABRs (Type 3)  | indicates whether the router is part of a virtual link                      |
| Interarea-router LSA for ASBRs (Type 4) | collects link-state information and cost information for the                |
| Autonomous system external LSA (Type 5) | provides the link-local address of a router to other routers on             |
| Link LSA (Type 8)                       | redistributes external routes                                               |
| Intra-Area-Prefix LSAs (Type 9)         | enables routers to determine the best path to an external network           |

- A.
- B.
- C.
- D.

**Correct Answer:**  
**Section: (none)**  
**Explanation**

**Explanation/Reference:**

"Pass Any Exam. Any Time." - [www.actualtests.com](http://www.actualtests.com) 283

Router LSA (Type 1)

Network LSA (Type 2)

Interarea-prefix LSA for ABRs (Type 3)

Interarea-router LSA for ASBRs (Type 4)

Autonomous system external LSA (Type 5)

Link LSA (Type 8)

Intra-Area-Prefix LSAs (Type 9)

Interarea-prefix LSA for ABRs (Type 3)

Intra-Area-Prefix LSAs (Type 9)

Router LSA (Type 1)

Network LSA (Type 2)

Link LSA (Type 8)

Autonomous system external LSA (Type 5)

Interarea-router LSA for ASBRs (Type 4)

Explanation:

Interarea-prefix LSA for ABRs (Type 3)

Intra-Area-Prefix LSAs (Type 9)

Router LSA (Type 1)

Network LSA (Type 2)

Link LSA (Type 8)

Autonomous system external LSA (Type 5)

Interarea-router LSA for ASBRs (Type 4)

"Pass Any Exam. Any Time." - [www.actualtests.com](http://www.actualtests.com) 284

#### QUESTION 265

DRAG DROP

Drag and drop the OSPF network type on the left to the correct category of timers on the right.

|                                  |
|----------------------------------|
| Point-to-Point                   |
| Loopback                         |
| Point-to-Multipoint Nonbroadcast |
| Broadcast                        |
| Point-to-Multipoint              |
| Nonbroadcast                     |

Hello 10, Dead 40, Wait 40

|   |
|---|
| 1 |
| 2 |

None

|   |
|---|
| 1 |
|---|

Hello 30, Dead 120, Wait 120

|   |
|---|
| 1 |
| 2 |
| 3 |

- A.
- B.
- C.
- D.

**Correct Answer:**

**Section: (none)**

**Explanation**

**Explanation/Reference:**

|                                  |
|----------------------------------|
| Point-to-Point                   |
| Loopback                         |
| Point-to-Multipoint Nonbroadcast |
| Broadcast                        |
| Point-to-Multipoint              |
| Nonbroadcast                     |

Hello 10, Dead 40, Wait 40

|                |
|----------------|
| Point-to-Point |
| Broadcast      |

None

|          |
|----------|
| Loopback |
|----------|

Hello 30, Dead 120, Wait 120

|                                  |
|----------------------------------|
| Point-to-Multipoint Nonbroadcast |
| Point-to-Multipoint              |
| Nonbroadcast                     |

Explanation:

"Pass Any Exam. Any Time." - [www.actualtests.com](http://www.actualtests.com) 285



Hello 10, Dead 40, Wait 40

|                |
|----------------|
| Point-to-Point |
| Broadcast      |

None

|          |
|----------|
| Loopback |
|----------|

Hello 30, Dead 120, Wait 120

|                                  |
|----------------------------------|
| Point-to-Multipoint Nonbroadcast |
| Point-to-Multipoint              |
| Nonbroadcast                     |

**QUESTION 266**

Refer to the exhibit.

```
key chain kcl
  key 1
  key-string ripauth
interface Serial0
  ip address 10.1.1.1 255.255.255.252
  ip rip authentication key-chain kcl
router rip
  version 2
  network 10.0.0.0
```

"Pass Any Exam. Any Time." - www.actualtests.com 291

RIPv2 authentication is failing on a device with this configuration. Which two actions can you take to enable it? (Choose two.)

- A. Set the RIP authentication mode to text.
- B. Set the RIP authentication mode to MD5.
- C. Configure the password encryption for the key.
- D. Set the password encryption to AES.

**Correct Answer:** AB

**Section:** (none)

**Explanation**

**Explanation/Reference:**

Explanation:

See the reference link below for information on configuring RIPv2 authentication, including both text and MD5 modes.

Reference: [http://www.cisco.com/c/en/us/support/docs/ip/routing-information-protocol-rip/13719- 50.html#configuringplain](http://www.cisco.com/c/en/us/support/docs/ip/routing-information-protocol-rip/13719-50.html#configuringplain)

#### **QUESTION 267**

Which three routing protocols utilize TLVs? (Choose three.)

- A. BGP
- B. IS-IS
- C. ODR
- D. OSPF
- E. EIGRP
- F. RIP

**Correct Answer:** ABE

**Section:** (none)

**Explanation**

**Explanation/Reference:**

Explanation:

IS-IS, originally designed for Open System Interconnection (OSI) routing, uses TLV parameters to carry information in Link State Packets (LSPs). The TLVs make IS-IS extendable. IS-IS can therefore carry different kinds of information in the LSPs.

Several routing protocols use TLVs to carry a variety of attributes. Cisco Discovery Protocol (CDP), Label Discovery Protocol (LDP), and Border Gateway Protocol (BGP) are examples of protocols that use TLVs. BGP uses TLVs to carry attributes such as Network Layer Reachability Information (NLRI), Multiple Exit Discriminator (MED), and local pReference:

The IP header of the EIGRP packet specifies IP protocol number 88 within it, and the maximum length of the packet will be the IP MTU of the interface on which it is transmitted, most of the time

"Pass Any Exam. Any Time." - www.actualtests.com 292

1500 octets. Following the IP header is the various Type/Length/Value (TLV) triplets. These TLVs will not only carry the route entries but also provide fields for the management of the DUAL process, multicast sequencing, and IOS software versions from the router.

References: <http://www.cisco.com/c/en/us/support/docs/ip/integrated-intermediate-system-to-intermediate-system-is-is/5739-tlvs-5739.html>  
<http://ericleahy.com/index.php/eigrp-packets-neighborships/>

### **QUESTION 268**

Which two statements about the command distance bgp 90 60 120 are true? (Choose two.)

- A. Implementing the command is a Cisco best practice.
- B. The external distance it sets is preferred over the internal distance.
- C. The internal distance it sets is preferred over the external distance.
- D. The local distance it sets may conflict with the EIGRP administrative distance.
- E. The internal distance it sets may conflict with the EIGRP administrative distance.
- F. The local distance it sets may conflict with the RIP administrative distance.

**Correct Answer:** CF

**Section:** (none)

**Explanation**

**Explanation/Reference:**

Explanation:

To allow the use of external, internal, and local administrative distances that could be a better route than other external, internal, or local routes to a node, use the distance bgp command in address family or router configuration mode. To return to the default values, use the no form of this command.

distance bgp external-distance internal-distance local-distance  
no distance bgp

#### external-distance

Administrative distance for BGP external routes. External routes are routes for which the best path is learned from a neighbor external to the autonomous system. Acceptable values are from 1 to 255. The default is 20. Routes with a distance of 255 are not installed in the routing table.

#### internal-distance

Administrative distance for BGP internal routes. Internal routes are those routes that are learned from another BGP entity within the same autonomous system. Acceptable values are from 1 to 255. The default is 200. Routes with a distance of 255 are not installed in the routing table.

#### local-distance

Administrative distance for BGP local routes. Local routes are those networks listed with a network

"Pass Any Exam. Any Time." - [www.actualtests.com](http://www.actualtests.com) 293

router configuration command, often as back doors, for that router or for networks that are being redistributed from another process. Acceptable values are from 1 to 255. The default is 200.

Routes with a distance of 255 are not installed in the routing table.

#### Defaults

external-distance: 20

internal-distance: 200

local-distance: 200

In this case, the internal distance is 60 and the external is 90, and the local distance is 120 (same as RIP).

#### Reference:

[http://www.cisco.com/c/en/us/td/docs/ios/12\\_2/iproute/command/reference/fiprrp\\_r/1rfbgp1.html#w p1113874](http://www.cisco.com/c/en/us/td/docs/ios/12_2/iproute/command/reference/fiprrp_r/1rfbgp1.html#w p1113874)

#### QUESTION 269

Refer to the exhibit.

```
vrf definition v1
  rd 1:1
  address-family ipv4
  exit-address-family
  address-family ipv6
  exit-address-family

vrf definition v2
  rd 2:2
  address-family ipv6
  exit-address-family

interface FastEthernet0/0
  no ip address
interface FastEthernet0/0.100
  encapsulation dot1Q 100
  vrf forwarding v1
  ip address 192.168.1.1 255.255.255.0
  ipv6 enable
  ospfv3 1 ipv6 area 0
  ospfv3 1 ipv4 area 0
interface FastEthernet0/0.200
  encapsulation dot1Q 200
  vrf forwarding v2
  ipv6 enable
  ospfv3 1 ipv6 area 0
interface FastEthernet0/1
  vrf forwarding v1
  ip address 10.1.1.1 255.255.255.0
  ipv6 enable
  ospfv3 1 ipv6 area 1
  ospfv3 1 ipv4 area 0
  no keepalive
interface FastEthernet0/2
  vrf forwarding v2
  no ip address
  ipv6 address 2001:DB8:1::1
  ipv6 enable
  ospfv3 1 ipv6 area 1

router ospfv3 1
  address-family ipv6 unicast vrf v2
  router-id 192.168.2.1
  exit-address-family

  address-family ipv4 unicast vrf v1
  router-id 192.168.1.4
  exit-address-family

  address-family ipv6 unicast vrf v1
  router-id 192.168.1.1
  exit-address-family
```

"Pass Any Exam. Any Time." - [www.actualtests.com](http://www.actualtests.com) 294

Route exchange is failing on a PE edge device configured with this VRF-Lite. Which action can you take to correct the problem?

A. Configure the vrf-lite capability under the OSPF address families.

- B. Correct the route descriptors.
- C. Correct the OSPF router-ids.
- D. Configure the control plane with a larger memory allocation to allow the device to appear in the routing table.

**Correct Answer:** A

**Section:** (none)

**Explanation**

**Explanation/Reference:**

Explanation:

Open Shortest Path First version 3 (OSPFv3) operates in nondefault VPN routing and forwarding (VRF) instances for both IPv6 and IPv4 address families and, transports the routes across a Border Gateway Protocol (BGP) or a Multiprotocol Label Switching (MPLS) backbone. On the provider edge (PE) device, customer routes are installed together by OSPFv3 and BGP in a common VRF or address family and each protocol is configured to redistribute the routes of the other. BGP combines the prefixes redistributed into it with a route-distinguisher value defined for the VRF and advertises them to other MPLS-BGP speakers in the same autonomous system using the VPNv4 or VPNv6 address family as appropriate.

The OSPFv3 route selection algorithm prefers intra-area routes across the back-door link over inter-area routes through the MPLS backbone. Sham-links are a type of virtual link across the MPLS backbone that connect OSPFv3 instances on different PEs. OSPFv3 instances tunnel protocol packets through the backbone and form adjacencies. Because OSPFv3 considers the sham-link as an intra-area connection, sham-link serves as a valid alternative to an intra-area back-door link.

Domain IDs are used to determine whether the routes are internal or external. They describe the administrative domain of the OSPFv3 instance from which the route originates. Every PE has a 48-bit primary domain ID (which may be NULL) and zero or more secondary domain IDs.

How to Configure VRF-Lite/PE-CE

SUMMARY STEPS

1. enable
2. configure terminal
3. vrf definition vrf-name
4. rd route-distinguisher
5. exit
6. router ospfv3 [process-id]
7. address-family ipv6 [unicast] [vrf vrf-name]
8. end

Reference: [http://www.cisco.com/c/en/us/td/docs/ios-xml/ios/iproute\\_ospf/configuration/15-sy/iro-](http://www.cisco.com/c/en/us/td/docs/ios-xml/ios/iproute_ospf/configuration/15-sy/iro-15-sy-book/iro-vrf-lite-pe-ce.html)

"Pass Any Exam. Any Time." - [www.actualtests.com](http://www.actualtests.com) 295  
15-sy-book/iro-vrf-lite-pe-ce.html

#### QUESTION 270

Refer to the exhibit.

```
router ospf 1
network 192.168.10.0 0.0.0.255 area 0
network 172.22.19.0 0.0.0.255 area 15
area 15 range 192.168.0.0 255.255.0.0 not-advertise
!
```

Which option is the result of this configuration?

- A. Devices in OSPF area 15 can reach the summary route 192.168.0.0/16 and its more specific subnets.
- B. Devices in OSPF area 15 can reach only the more specific routes of 192.168.0.0/16.
- C. Devices in OSPF area 0 can reach the summary route 192.168.0.0/16 and its more specific subnets.
- D. Devices in OSPF area 0 can reach only the summary route of 192.168.0.0/16.

**Correct Answer:** A

**Section:** (none)

**Explanation**

**Explanation/Reference:**

Explanation:

To consolidate and summarize routes at an area boundary, use the area range command in router configuration mode. To disable this function, use the no form of this command.

Area area-id range ip-address mask [advertise | not-advertise] [cost cost]

no area area-id range ip-address mask [advertise | not-advertise] [cost cost] area-id

Identifier of the area about which routes are to be summarized. It can be specified as either a decimal value or as an IP address.

ip-address

IP address.

mask

IP address mask.

advertise

(Optional) Sets the address range status to advertise and generates a Type 3 summary link-state

"Pass Any Exam. Any Time." - www.actualtests.com 296

advertisement (LSA).

not-advertise

(Optional) Sets the address range status to DoNotAdvertise. The Type 3 summary LSA is suppressed, and the component networks remain hidden from other networks.

Reference:

[http://www.cisco.com/c/en/us/td/docs/ios/12\\_2/iproute/command/reference/fiprrp\\_r/1rfospf.html](http://www.cisco.com/c/en/us/td/docs/ios/12_2/iproute/command/reference/fiprrp_r/1rfospf.html)

**QUESTION 271**

Which two technologies are supported by EIGRP? (Choose two.)

- A. clear-text authentication
- B. MD5 authentication
- C. stub routing
- D. multiple areas

**Correct Answer:** BC

**Section:** (none)

**Explanation**

**Explanation/Reference:**

Explanation:

The IP Enhanced IGRP Route Authentication feature provides MD5 authentication of routing updates from the EIGRP routing protocol. The MD5 keyed digest in each EIGRP packet prevents the introduction of unauthorized or false routing messages from unapproved sources. The EIGRP stub routing feature improves network stability, reduces resource utilization, and simplifies the stub device configuration.

Stub routing is commonly used in hub-and-spoke network topologies. In a hub-and-spoke network, one or more end (stub) networks are connected to a remote device (the spoke) that is connected to one or more distribution devices (the hub). The remote device is adjacent to one or more distribution devices. The only route for IP traffic to reach the remote device is through a distribution device.

References:

[http://www.cisco.com/c/en/us/td/docs/ios-xml/ios/iproute\\_eigrp/configuration/15-s/ire-15-s-book/ire-rte-auth.html](http://www.cisco.com/c/en/us/td/docs/ios-xml/ios/iproute_eigrp/configuration/15-s/ire-15-s-book/ire-rte-auth.html)

[http://www.cisco.com/c/en/us/td/docs/ios-xml/ios/iproute\\_eigrp/configuration/15-s/ire-15-s-book/ire-eigrp-stub-rtg.html](http://www.cisco.com/c/en/us/td/docs/ios-xml/ios/iproute_eigrp/configuration/15-s/ire-15-s-book/ire-eigrp-stub-rtg.html)

"Pass Any Exam. Any Time." - [www.actualtests.com](http://www.actualtests.com) 297

**QUESTION 272**

How does having an EIGRP feasible successor speed up convergence?

- A. EIGRP sends queries only if there is a feasible successor, which decreases the number of routers that are involved in convergence.
- B. EIGRP sends queries only if there is not a feasible successor, which causes less control traffic to compete with data.
- C. EIGRP immediately installs the loop-free alternative path in the RIB.
- D. EIGRP preinstalls the feasible successor in the RIB in all cases, which causes traffic to switch more quickly.

**Correct Answer:** C

**Section:** (none)

**Explanation**



**Explanation/Reference:**

Explanation:

Feasible Successor

Reference: <http://routemyworld.com/2008/07/page/2/>

**QUESTION 273**

Which two options are ways in which an OSPFv3 router handles hello packets with a clear address-family bit? (Choose two.)

- A. IPv4 unicast packets are discarded.
- B. IPv6 unicast packets are discarded.
- C. IPv4 unicast packets are forwarded.
- D. IPv6 unicast packets are forwarded.

**Correct Answer:** AD

**Section:** (none)

**Explanation**

**Explanation/Reference:**

Explanation:

A typical distance vector protocol saves the following information when computing the best path to a destination: the distance (total metric or distance, such as hop count) and the vector (the next hop). For instance, all the routers in the network in Figure 1 are running Routing Information Protocol (RIP). Router Two chooses the path to Network A by examining the hop count through each available path.

"Pass Any Exam. Any Time." - [www.actualtests.com](http://www.actualtests.com) 298

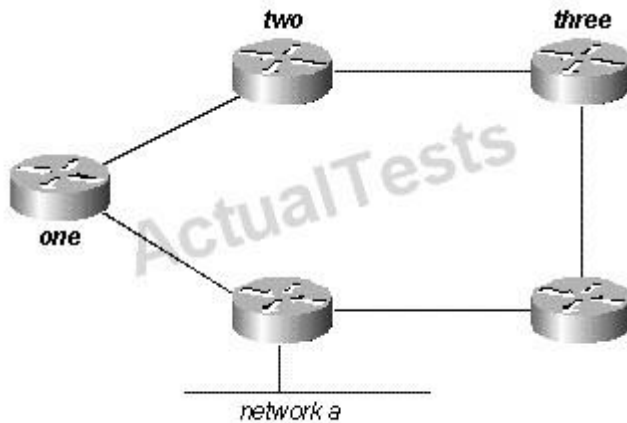


Figure 1

Since the path through Router Three is three hops, and the path through Router One is two hops, Router Two chooses the path through One and discards the information it learned through Three. If the path between Router One and Network A goes down, Router Two loses all connectivity with this destination until it times out the route of its routing table (three update periods, or 90 seconds), and Router Three re-advertises the route (which occurs every 30 seconds in RIP). Not including any hold-down time, it will take between 90 and 120 seconds for Router Two to switch the path from Router One to Router Three.

EIGRP, instead of counting on full periodic updates to re-converge, builds a topology table from each of its neighbor's advertisements (rather than discarding the data), and converges by either looking for a likely loop-free route in the topology table, or, if it knows of no other route, by querying its neighbors. Router Two saves the information it received from both Routers One and Three. It chooses the path through One as its best path (the successor) and the path through Three as a loop-free path (a feasible successor). When the path through Router One becomes unavailable, Router Two examines its topology table and, finding a feasible successor, begins using the path through Three immediately.

Reference: <http://www.cisco.com/c/en/us/support/docs/ip/enhanced-interior-gateway-routing-protocol-eigrp/16406-eigrp-toc.html>

#### QUESTION 274

Which two statements about OSPF route types are true? (Choose two.)

"Pass Any Exam. Any Time." - [www.actualtests.com](http://www.actualtests.com) 299

- A. The cost of an external type 2 route is the sum of the external and internal costs.
- B. The cost of an external type 2 route is the same as the external cost.
- C. Intra-area routes originate outside of their area.
- D. Inter-area routes originate inside their area.
- E. The cost of an external type 1 route is the same as the internal cost.
- F. For routes to the same destination, external type 1 routes are preferred over external type 2 routes.

**Correct Answer:** BF

**Section:** (none)

**Explanation**

**Explanation/Reference:**

Explanation:

External routes fall under two categories, external type 1 and external type 2. The difference between the two is in the way the cost (metric) of the route is being calculated. The cost of a type 2 route is always the external cost, irrespective of the interior cost to reach that route. A type 1 cost is the addition of the external cost and the internal cost used to reach that route. A type 1 route is always preferred over a type 2 route for the same destination.

Reference: <http://www.cisco.com/c/en/us/support/docs/ip/open-shortest-path-first-ospf/7039-1.html>

### **QUESTION 275**

A company is multihomed to several Internet providers using EBGp. Which two measures guarantee that the network of the company does not become a transit AS for Internet traffic? (Choose two.)

- A. Prepend three times the AS number of the company to the AS path list.
- B. Add the community NO\_EXPORT when sending updates to EBGp neighbors.
- C. Write AS-path access-list which permits one AS long paths only and use it to filter updates sent to EBGp neighbors.
- D. Add the community NO\_EXPORT when receiving updates from EBGp neighbors.

**Correct Answer:** CD

**Section:** (none)

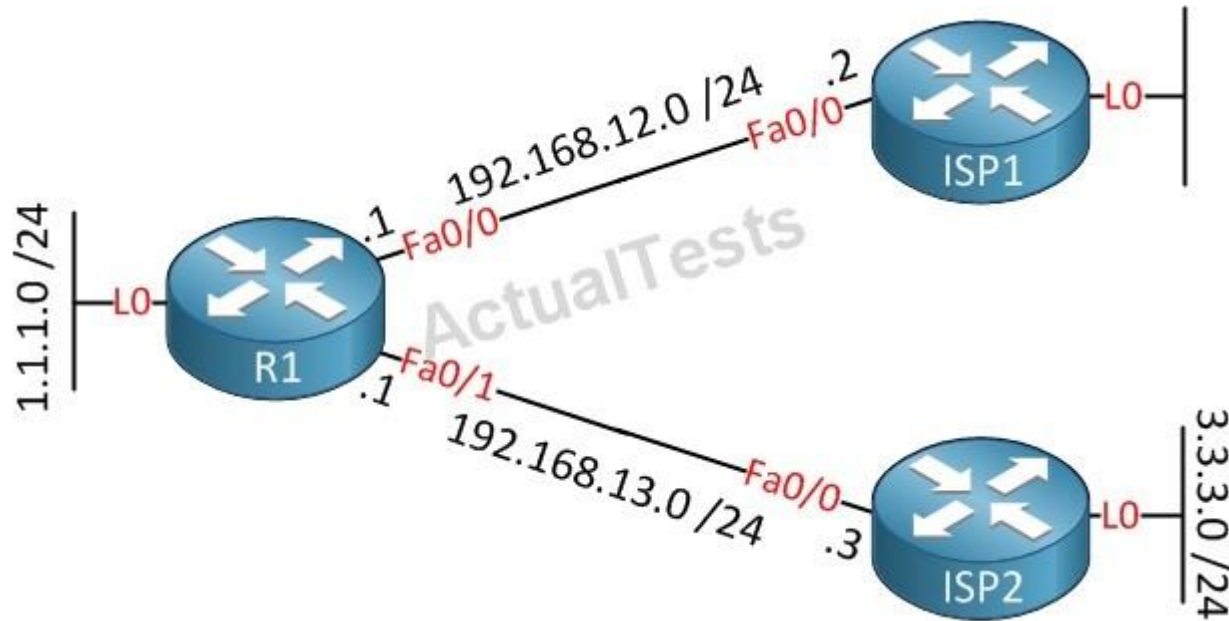
**Explanation**

**Explanation/Reference:**

Explanation:

By default BGP will advertise all prefixes to EBGp (External BGP) neighbors. This means that if you are multi-homed (connected to two or more ISPs) that you might become a transit AS. Let me show you an example:

"Pass Any Exam. Any Time." - [www.actualtests.com](http://www.actualtests.com) 300



R1 is connected to ISP1 and ISP2 and each router is in a different AS (Autonomous System). Since R1 is multi-homed it's possible that the ISPs will use R1 to reach each other. In order to prevent this we'll have to ensure that R1 only advertises prefixes from its own autonomous system. As far as I know there are 4 methods how you can prevent becoming a transit AS:

Reference: <http://networklessons.com/bgp/bgp-prevent-transit-as/>

#### QUESTION 276

Which BGP feature allows a router to maintain its current BGP configuration while it advertises a different AS number to new connections?

- A. local-AS
- B. next-hop-self
- C. allow-AS in
- D. soft reset

**Correct Answer:** A

**Section:** (none)

**Explanation**

**Explanation/Reference:**

Explanation:

The local-AS feature allows a router to appear to be a member of a second autonomous system (AS), in addition to its real AS. This feature can only be used for true eBGP peers. The local-AS feature is useful if ISP-A purchases ISP-B, but ISP-B's customers do not want to modify any peering arrangements or configurations. The local-AS feature allows routers in ISP-B to become members of ISP-A's AS. At the same time, these routers appear to their customers to

"Pass Any Exam. Any Time." - [www.actualtests.com](http://www.actualtests.com) 301  
retain their ISP-B AS number.

Reference: <http://www.cisco.com/c/en/us/support/docs/ip/border-gateway-protocol-bgp/13761-39.html>

#### **QUESTION 277**

Which problem can result when private AS numbers are included in advertisements that are sent to the global Internet BGP table?

- A. The prefixes sent with private AS numbers are always discarded on the Internet.
- B. The prefixes sent with private AS numbers are always tagged as invalid on the Internet.
- C. The prefixes sent with private AS numbers lack uniqueness, which can lead to a loss of connectivity.
- D. The prefixes sent with private AS numbers are sometimes tagged as invalid on the Internet.

**Correct Answer:** C

**Section:** (none)

**Explanation**

**Explanation/Reference:**

Explanation:

Private AS numbers are not meant to be used for global Internet BGP routing, as they are assigned locally and can be used by any organization. They are meant to enable BGP within a enterprise or VPN, but since these numbers can be used by any organization they are not unique and could cause connectivity loss if leaked to the Internet.

#### **QUESTION 278**

Which two statements about the BGP community attribute are true? (Choose two.)

- A. Routers send the community attribute to all BGP neighbors automatically.
- B. A router can change a received community attribute before advertising it to peers.
- C. It is a well-known, discretionary BGP attribute.
- D. It is an optional transitive BGP attribute.
- E. A prefix can support only one community attribute.

**Correct Answer:** BD

**Section:** (none)

## Explanation

### Explanation/Reference:

Explanation:

"Pass Any Exam. Any Time." - www.actualtests.com 302

A community is a group of prefixes that share some common property and can be configured with the BGP community attribute. The BGP Community attribute is an optional transitive attribute of variable length. The attribute consists of a set of four octet values that specify a community. The community attribute values are encoded with an Autonomous System (AS) number in the first two octets, with the remaining two octets defined by the AS. A prefix can have more than one community attribute. A BGP speaker that sees multiple community attributes in a prefix can act based on one, some or all the attributes. A router has the option to add or modify a community attribute before the router passes the attribute on to other peers.

Reference:

<http://www.cisco.com/c/en/us/support/docs/ip/border-gateway-protocol-bgp/28784-bgp-community.html>

### QUESTION 279

Refer to the exhibit.

```
ip as-path access-list 1 permit ^64496_[0-9]*$
```

Which AS paths are matched by this access list?

- A. the origin AS 64496 only
- B. the origin AS 64496 and any ASs after AS 64496
- C. the directly attached AS 64496 and any ASs directly attached to AS 64496
- D. the directly attached AS 64496 and any longer AS paths

**Correct Answer: C**

**Section: (none)**

**Explanation**

### Explanation/Reference:

Explanation:

If you want AS 1 to get networks originated from AS 4 and all directly attached ASs of AS 4, apply the following inbound filter on Router 1.

```
ip as-path access-list 1 permit ^4_[0-9]*$ router bgp 1 neighbor 4.4.4.4 remote-as 4 neighbor 4.4.4.4 route-map foo in route-map foo permit 10 match as-path 1
```

In the ip as-path access-list command, the carat (^) starts the input string and designates "AS". The underscore (\_) means there is a null string in the

string that follows "AS 4". The [0-9]\*

"Pass Any Exam. Any Time." - [www.actualtests.com](http://www.actualtests.com) 303

specifies that any connected AS with a valid AS number can pass the filter. The advantage of using the [0-9]\* syntax is that it gives you the flexibility to add any number of ASs without modifying this command string.

Reference: <http://www.cisco.com/c/en/us/support/docs/ip/border-gateway-protocol-bgp/13754-26.html>

### QUESTION 280

Which two features improve BGP convergence? (Choose two.)

- A. next-hop address tracking
- B. additional paths
- C. advertise map
- D. communities
- E. soft reconfiguration

**Correct Answer:** AB

**Section:** (none)

**Explanation**

**Explanation/Reference:**

Explanation:

The BGP Support for Next-Hop Address Tracking feature is enabled by default when a supporting Cisco software image is installed. BGP next-hop address tracking is event driven. BGP prefixes are automatically tracked as peering sessions are established. Next-hop changes are rapidly reported to the BGP routing process as they are updated in the RIB. This optimization improves overall BGP convergence by reducing the response time to next-hop changes for routes installed in the RIB. When a best path calculation is run in between BGP scanner cycles, only next-hop changes are tracked and processed.

BGP routers and route reflectors (RRs) propagate only their best path over their sessions. The advertisement of a prefix replaces the previous announcement of that prefix (this behavior is known as an implicit withdraw). The implicit withdraw can achieve better scaling, but at the cost of path diversity.

Path hiding can prevent efficient use of BGP multipath, prevent hitless planned maintenance, and can lead to MED oscillations and suboptimal hot-potato routing. Upon nexthop failures, path hiding also inhibits fast and local recovery because the network has to wait for BGP control plane convergence to restore traffic. The BGP Additional Paths feature provides a generic way of offering path diversity; the Best External or Best Internal features offer path diversity only in limited scenarios.

The BGP Additional Paths feature provides a way for multiple paths for the same prefix to be advertised without the new paths implicitly replacing the previous paths. Thus, path diversity is

"Pass Any Exam. Any Time." - [www.actualtests.com](http://www.actualtests.com) 304  
achieved instead of path hiding.

References: [http://www.cisco.com/en/US/docs/ios-xml/ios/iproute\\_bgp/configuration/15-1sg/irg-nexthop-track.html](http://www.cisco.com/en/US/docs/ios-xml/ios/iproute_bgp/configuration/15-1sg/irg-nexthop-track.html)  
[http://www.cisco.com/c/en/us/td/docs/ios-xml/ios/iproute\\_bgp/configuration/xr-3s/irg-xr-3s-book/bgp\\_additional\\_paths.html](http://www.cisco.com/c/en/us/td/docs/ios-xml/ios/iproute_bgp/configuration/xr-3s/irg-xr-3s-book/bgp_additional_paths.html)

### QUESTION 281

Which three statements about the route preference of IS-IS are true? (Choose three.)

- A. An L1 path is preferred over an L2 path.
- B. An L2 path is preferred over an L1 path.
- C. Within each level, a path that supports optional metrics is preferred over a path that supports only the default metric.
- D. Within each level of metric support, the path with the lowest metric is preferred.
- E. The Cisco IS-IS implementation usually performs equal cost path load balancing on up to eight paths.
- F. Both L1 and L2 routes will be installed in the routing table at the same time.

**Correct Answer:** ACD

**Section:** (none)

**Explanation**

**Explanation/Reference:**

Explanation:

Given multiple possible routes to a particular destination, an L1 path is preferred over an L2 path. Within each level, a path that supports the optional metrics is preferred over a path that supports only the default metric. (Again, Cisco supports only the default metric, so the second order of preference is not relevant to Cisco routers.) Within each level of metric support, the path with the lowest metric is preferred. If multiple equal-cost, equal-level paths are found by the Decision process, they are all entered into the route table. The Cisco IS-IS implementation usually performs equal-cost load balancing on up to six paths.

Reference: <http://www.realccielab.org/operation-of-integrated-is-is.html>

### QUESTION 282

DRAG DROP

Drag and drop the IPv6 multicast feature on the left to its corresponding function on the right.

"Pass Any Exam. Any Time." - [www.actualtests.com](http://www.actualtests.com) 305



|                                  |                                                                                        |
|----------------------------------|----------------------------------------------------------------------------------------|
| PIMv2                            | communicates multicast group membership source awareness                               |
| MLDv1                            | uses only shared tree forwarding                                                       |
| MLDv2                            | communicates multicast group membership states from the                                |
| PIM-SSM                          | provides intradomain multicast forwarding for all underlying unicast routing protocols |
| PIM Bi-dir                       | aids IPv6 multicast deployment                                                         |
| IPv6 multicast over IPv4 tunnels | defined for interdomain use to support broadcast applications                          |

- A.
- B.
- C.
- D.

**Correct Answer:**

**Section: (none)**

**Explanation**

**Explanation/Reference:**

|                                  |                                  |
|----------------------------------|----------------------------------|
| PIMv2                            | MLDv2                            |
| MLDv1                            | PIM Bi-dir                       |
| MLDv2                            | MLDv1                            |
| PIM-SSM                          | PIMv2                            |
| PIM Bi-dir                       | IPv6 multicast over IPv4 tunnels |
| IPv6 multicast over IPv4 tunnels | PIM-SSM                          |

Explanation:

"Pass Any Exam. Any Time." - [www.actualtests.com](http://www.actualtests.com) 306

MLDv2

PIM Bi-dir

MLDv1

PIMv2

IPv6 multicast over IPv4 tunnels

PIM-SSM

**QUESTION 283**

DRAG DROP

Drag and drop the EIGRP term on the left to the corresponding definition on the right.

|                    |                                                                                           |
|--------------------|-------------------------------------------------------------------------------------------|
| adjacency          | the neighbor with the route that has the lowest metric                                    |
| split horizon      | a neighbor whose advertised distance is lower than the                                    |
| successor          | a feature that prevents routing loops                                                     |
| feasible successor | the logical association between two neighbors over which routing information is exchanged |

- A.
- B.
- C.
- D.

**Correct Answer:**

**Section: (none)**

**Explanation**

**Explanation/Reference:**

"Pass Any Exam. Any Time." - [www.actualtests.com](http://www.actualtests.com) 307

|                    |                    |
|--------------------|--------------------|
| adjacency          | successor          |
| split horizon      | feasible successor |
| successor          | split horizon      |
| feasible successor | adjacency          |

Explanation:

|                    |
|--------------------|
| successor          |
| feasible successor |
| split horizon      |
| adjacency          |

**QUESTION 284**  
DRAG DROP

Drag and drop the EIGRP query condition on the left to the corresponding action taken by the router on the right.

The EIGRP table is missing an entry for the route

A feasible successor is installed in the routing table,  
and a reply

The EIGRP table lists the querying router as the  
successor for

The router replies with the successor information

The querying router is the successor, and no feasible  
successor exists

The router replies to the query with an unreachable  
message

the EIGRP table has a successor

The router send a query on all interfaces except the  
interface that had the successor route

"Pass Any Exam. Any Time." - www.actualtests.com 308

- A.
- B.
- C.
- D.

**Correct Answer:**

**Section: (none)**

**Explanation**

**Explanation/Reference:**

The EIGRP table is missing an entry for the route

The EIGRP table lists the querying router as the successor for

The querying router is the successor, and no feasible successor exists

the EIGRP table has a successor

The EIGRP table lists the querying router as the successor for

the EIGRP table has a successor

The EIGRP table is missing an entry for the route

The querying router is the successor, and no feasible successor exists

Explanation:

The EIGRP table lists the querying router as the successor for

the EIGRP table has a successor

The EIGRP table is missing an entry for the route

The querying router is the successor, and no feasible successor exists

#### QUESTION 285

##### DRAG DROP

Drag and drop the path-selection criteria on the left into the correct route-selection order on the right, that a router will use when having multiple routes toward the same destination.

|                        |        |
|------------------------|--------|
| external Type 2 routes | first  |
| external Type 1 routes | second |
| intra-area routes      | third  |
| inter-area routes      | fourth |

"Pass Any Exam. Any Time." - [www.actualtests.com](http://www.actualtests.com) 309

- A.
- B.
- C.
- D.

**Correct Answer:**

**Section: (none)**

**Explanation**

**Explanation/Reference:**



|                        |                        |
|------------------------|------------------------|
| external Type 2 routes | intra-area routes      |
| external Type 1 routes | inter-area routes      |
| intra-area routes      | external Type 1 routes |
| inter-area routes      | external Type 2 routes |

Explanation:

|                        |
|------------------------|
| intra-area routes      |
| inter-area routes      |
| external Type 1 routes |
| external Type 2 routes |

**QUESTION 286**  
DRAG DROP

Drag and drop the multiprotocol BGP feature on the left to the corresponding description on the right.

"Pass Any Exam. Any Time." - www.actualtests.com 310

|                                |                                                                       |
|--------------------------------|-----------------------------------------------------------------------|
| Multiprotocol Reachable NLRI   | an optional, nontransitive attribute used to withdraw a route         |
| Multiprotocol Unreachable NLRI | a value that indicates whether multiprotocol extensions are supported |
| AFI                            | an optional, nontransitive attribute used to advertise a              |
| SAFI                           | a value that identifies a network protocol                            |
| Capability code                | a value that identifies a subtype of network protocol                 |

- A.
- B.
- C.
- D.

**Correct Answer:**

**Section: (none)**

**Explanation**

**Explanation/Reference:**

Multiprotocol Reachable NLRI

Multiprotocol Unreachable NLRI

Multiprotocol Unreachable NLRI

Capability code

AFI

Multiprotocol Reachable NLRI

SAFI

AFI

Capability code

SAFI

Explanation:

Multiprotocol Unreachable NLRI

Capability code

Multiprotocol Reachable NLRI

AFI

SAFI

### QUESTION 287

Refer to the exhibit.

```
R6#debug nhrp
NHRP protocol debugging is on
*Apr 14 02:05:29.416: NHRP: Attempting to send packet through interface Tunnel0 via DEST dst 10.250.20.1
*Apr 14 02:05:29.416: NHRP: Encapsulation succeeded. Sending NHRP Control Packet NBMA Address: 192.168.1.1
*Apr 14 02:05:29.416: NHRP: Send Registration Request via Tunnel0 vrf 0, packet size: 105
*Apr 14 02:05:29.416:      src: 10.250.20.6, dst: 10.250.20.1
*Apr 14 02:05:29.416: NHRP: 133 bytes out Tunnel0
*Apr 14 02:05:29.416: NHRP: Resetting retransmit due to hold-timer for 10.250.20.1
*Apr 14 02:05:30.306: NHRP: Setting retrans delay to 2 for nhs dst 10.250.20.1

R6#sh ip nhrp brief
  Target                Via                NBMA                Mode    Intfc    Claimed
R6#
```

NHRP registration is failing; what might be the problem?

- A. invalid IP addressing
- B. fragmentation
- C. incorrect NHRP mapping
- D. incorrect NHRP authentication

**Correct Answer: D**

**Section: (none)**

**Explanation**

**Explanation/Reference:**

Explanation:

Configuring an authentication string ensures that only routers configured with the same string can communicate using NHRP. Therefore, if the authentication scheme is to be used, the same string must be configured in all devices configured for NHRP on a fabric

Reference:

[http://www.cisco.com/c/en/us/td/docs/ios/12\\_4/ip\\_addr/configuration/guide/hadnhrp.html#wp10554](http://www.cisco.com/c/en/us/td/docs/ios/12_4/ip_addr/configuration/guide/hadnhrp.html#wp10554)

**QUESTION 288**

In GETVPN, which key is used to secure the control plane?

- A. Traffic Encryption Key (TEK)  
"Pass Any Exam. Any Time." - www.actualtests.com 312
- B. content encryption key (CEK)
- C. message encryption key (MEK)
- D. Key Encryption Key (KEK).

**Correct Answer:** D

**Section:** (none)

**Explanation**

**Explanation/Reference:**

Explanation:

GDOI introduces two different encryption keys. One key secures the GET VPN control plane; the other key secures the data traffic. The key used to secure the control plane is commonly called the Key Encryption Key (KEK), and the key used to encrypt data traffic is known as Traffic Encryption Key (TEK).

Reference: Group Encrypted Transport VPN (Get VPN) Design and Implementation Guide PDF

**QUESTION 289**

Which statement is true comparing L2TPv3 to EoMPLS?

- A. L2TPv3 requires OSPF routing, whereas EoMPLS does not.
- B. EoMPLS requires BGP routing, whereas L2TPv3 does not.
- C. L2TPv3 carries L2 frames inside MPLS tagged packets, whereas EoMPLS carries L2 frames inside IPv4 packets.
- D. L2TPv3 carries L2 frames inside IPv4 packets, whereas EoMPLS carries L2 frames inside MPLS packets.

**Correct Answer:** D

**Section:** (none)

**Explanation**

**Explanation/Reference:**

Explanation:

Ethernet-over-MPLS (EoMPLS) provides a tunneling mechanism for Ethernet traffic through an MPLS-enabled L3 core and encapsulates Ethernet protocol data units (PDUs) inside MPLS packets (using label stacking) to forward them across the MPLS network. Another technology that more or less achieves the result of AToM is L2TPV3. In the case of L2TPV3 Layer 2 frames are encapsulated into an IP packet instead of a labelled MPLS packet.

Reference: [http://www.cisco.com/c/en/us/td/docs/routers/asr9000/software/asr9k\\_r4-3/lxvpn/configuration/guide/lesc43xbook/lesc43p2ps.html](http://www.cisco.com/c/en/us/td/docs/routers/asr9000/software/asr9k_r4-3/lxvpn/configuration/guide/lesc43xbook/lesc43p2ps.html)

"Pass Any Exam. Any Time." - [www.actualtests.com](http://www.actualtests.com) 313

#### **QUESTION 290**

Which statement is true about VPLS?

- A. MPLS is not required for VPLS to work.
- B. VPLS carries packets as Layer 3 multicast.
- C. VPLS has been introduced to address some shortcomings of OTV.
- D. VPLS requires an MPLS network.

**Correct Answer:** D

**Section:** (none)

**Explanation**

**Explanation/Reference:**

Explanation:

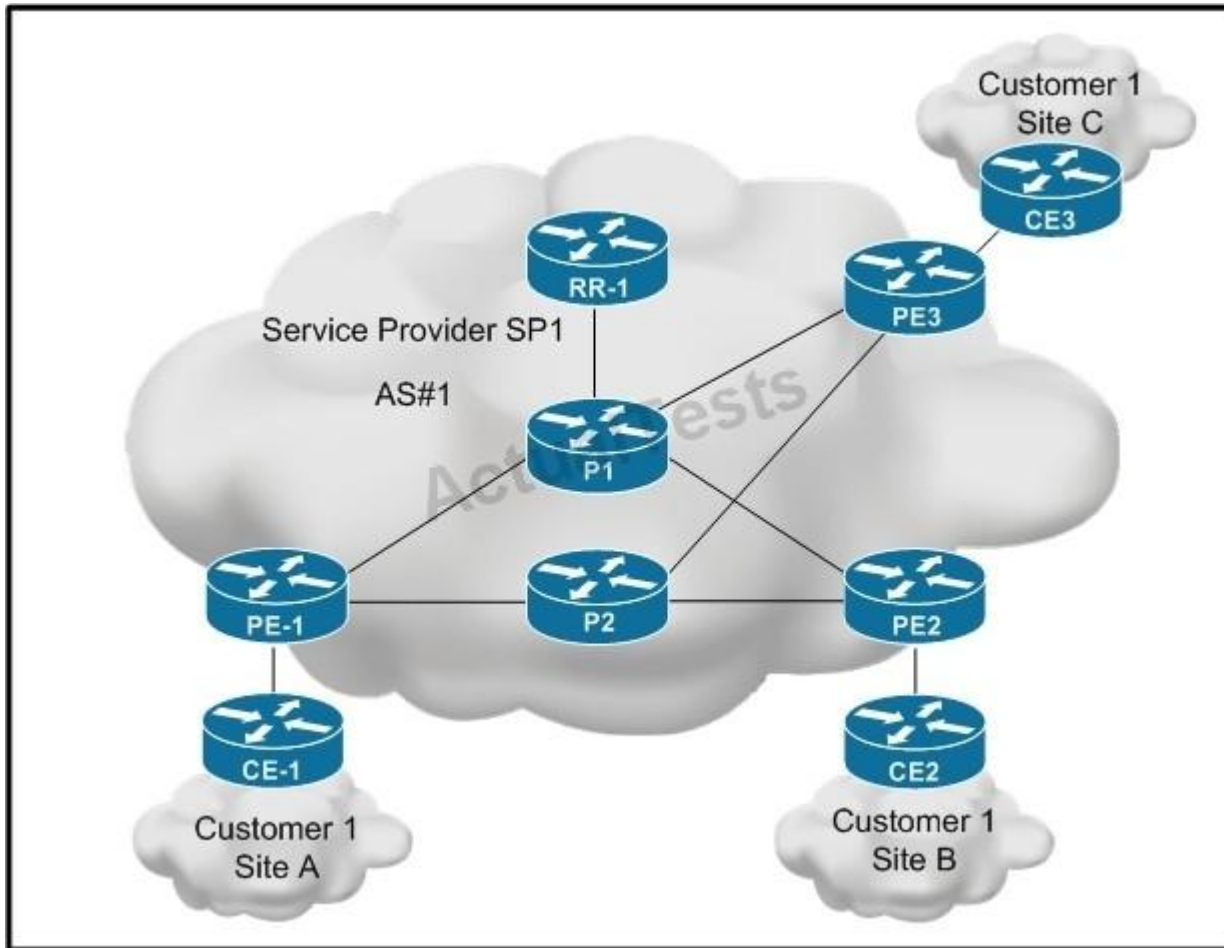
VPLS uses MPLS labels so an MPLS network is required. VPLS MPLS packets have a two-label stack. The outer label is used for normal MPLS forwarding in the service provider's network. If BGP is used to establish the VPLS, the inner label is allocated by a PE as part of a label block. If LDP is used, the inner label is a virtual circuit ID assigned by LDP when it first established a mesh between the participating PEs. Every PE keeps track of assigned inner label, and associates these with the VPLS instance.

Reference: [http://en.wikipedia.org/wiki/Virtual\\_Private\\_LAN\\_Service](http://en.wikipedia.org/wiki/Virtual_Private_LAN_Service)

#### **QUESTION 291**

Refer to the exhibit.

"Pass Any Exam. Any Time." - [www.actualtests.com](http://www.actualtests.com) 314



Service provider SP 1 is running the MPLS-VPN service. The MPLS core network has MP-BGP configured with RR-1 as route reflector. What will be the effect on traffic between PE1 and PE2 if router P1 goes down?

- A. No effect, because all traffic between PE1 and PE2 will be rerouted through P2.
- B. No effect, because P1 was not the only P router in the forwarding path of traffic.
- C. No effect, because RR-1 will find an alternative path for MP-BGP sessions to PE-1 and PE-2.
- D. All traffic will be lost because RR-1 will lose the MP-BGP sessions to PE-1 and PE-2.

**Correct Answer: D**

**Section: (none)**

**Explanation**

**Explanation/Reference:**

Explanation:

If the connection to the route reflector goes down, then routes from PE-1 will not get advertised to PE2, and vice versa. Route reflectors are critical in an MPLS VPN such as the one shown, which is why it is a best practice to have multiple route reflectors in this kind of network.

**QUESTION 292**

According to RFC 4577, OSPF for BGP/MPLS IP VPNs, when must the down bit be set?

"Pass Any Exam. Any Time." - [www.actualtests.com](http://www.actualtests.com) 315

- A. when an OSPF route is distributed from the PE to the CE, for Type 3 LSAs
- B. when an OSPF route is distributed from the PE to the CE, for Type 5 LSAs
- C. when an OSPF route is distributed from the PE to the CE, for Type 3 and Type 5 LSAs
- D. when an OSPF route is distributed from the PE to the CE, for all types of LSAs

**Correct Answer: C**

**Section: (none)**

**Explanation**

**Explanation/Reference:**

Explanation:

If an OSPF route is advertised from a PE router into an OSPF area, the Down bit (DN) is set. Another PE router in the same area does not redistribute this route into iBGP of the MPLS VPN network if down is set.

RFC 4577 says:

"When a type 3 LSA is sent from a PE router to a CE router, the DN bit in the LSA Options field MUST be set. This is used to ensure that if any CE router sends this type 3 LSA to a PE router, the PE router will not redistribute it further. When a PE router needs to distribute to a CE router a route that comes from a site outside the latter's OSPF domain, the PE router presents itself as an ASBR (Autonomous System Border Router), and distributes the route in a type 5 LSA. The DN bit [OSPF-DN] MUST be set in these LSAs to ensure that they will be ignored by any other PE routers that receive them."

For more information about Down bit according to RFC 4577 please read more here.

<http://tools.ietf.org/html/rfc4577#section-4.2.5.1>.

**QUESTION 293**

Refer to the exhibit.



```
IPSEC(ipsec_process_proposal): proxy identities not supported
```

What is a possible reason for the IPsec tunnel not establishing?

- A. The peer is unreachable.
- B. The transform sets do not match.
- C. The proxy IDs are invalid.
- D. The access lists do not match.

**Correct Answer:** D

**Section:** (none)

**Explanation**

**Explanation/Reference:**

Explanation:

"Pass Any Exam. Any Time." - [www.actualtests.com](http://www.actualtests.com) 316

Proxy Identities Not Supported

This message appears in debugs if the access list for IPsec traffic does not match.

1d00h: IPsec(validate\_transform\_proposal): proxy identities not supported

1d00h: ISAKMP: IPsec policy invalidated proposal

1d00h: ISAKMP (0:2): SA not acceptable!

The access lists on each peer needs to mirror each other (all entries need to be reversible). This example illustrates this point.

Peer A

access-list 150 permit ip 172.21.113.0 0.0.0.255 172.21.114.0 0.0.0.255

access-list 150 permit ip host 15.15.15.1 host 172.21.114.123

Peer B

access-list 150 permit ip 172.21.114.0 0.0.0.255 172.21.113.0 0.0.0.255

access-list 150 permit ip host 172.21.114.123 host 15.15.15.1

Reference: <http://www.cisco.com/c/en/us/support/docs/security-vpn/ipsec-negotiation-ike-protocols/5409-ipsec-debug-00.html#proxy>

#### QUESTION 294

What is a key advantage of Cisco GET VPN over DMVPN?

- A. Cisco GET VPN provides zero-touch deployment of IPSEC VPNs.
- B. Cisco GET VPN supports certificate authentication for tunnel establishment.
- C. Cisco GET VPN has a better anti-replay mechanism.
- D. Cisco GET VPN does not require a secondary overlay routing infrastructure.

**Correct Answer:** D

**Section:** (none)

**Explanation**

**Explanation/Reference:**

Explanation:

DMVPN requires overlaying a secondary routing infrastructure through the tunnels, which results in suboptimal routing while the dynamic tunnels are built. The overlay routing topology also reduces the inherent scalability of the underlying IP VPN network topology. Traditional point-to-point IPsec tunneling solutions suffer from multicast replication issues because multicast replication must be performed before tunnel encapsulation and encryption at the IPsec CE (customer edge) router closest to the multicast source. Multicast replication cannot be performed in the provider network because encapsulated multicasts appear to the core network as unicast data. Cisco's Group Encrypted Transport VPN (GET VPN) introduces the concept of a trusted group to

"Pass Any Exam. Any Time." - www.actualtests.com 317

eliminate point-to-point tunnels and their associated overlay routing. All group members (GMs) share a common security association (SA), also known as a group SA. This enables GMs to decrypt traffic that was encrypted by any other GM. (Note that IPsec CE acts as a GM.) In GET VPN networks, there is no need to negotiate point-to-point IPsec tunnels between the members of a group, because GET VPN is "tunnel-less."

Reference: Group Encrypted Transport VPN (Get VPN) Design and Implementation Guide PDF

#### **QUESTION 295**

Refer to the exhibit.

```
interface Tunnel0
 ip address 172.16.1.2 255.255.255.0
 ip nhrp map 172.16.1.1 192.168.1.1
 ip nhrp network-id 1
 ip nhrp nhs 172.16.1.1
 tunnel source 192.168.2.2
 ip mtu 1416
```

What is wrong with the configuration of the tunnel interface of this DMVPN Phase II spoke router?

- A. The interface MTU is too high.
- B. The tunnel destination is missing.
- C. The NHRP NHS IP address is wrong.
- D. The tunnel mode is wrong.

**Correct Answer:** D

**Section: (none)**

**Explanation**

**Explanation/Reference:**

Explanation:

By default, tunnel interfaces use GRE as the tunnel mode, but a DMVPN router needs to be configured for GRE multipoint by using the "tunnel mode gre multipoint" interface command.

**QUESTION 296**

"Pass Any Exam. Any Time." - www.actualtests.com 318

Which two statements are true about VPLS? (Choose two.)

- A. It can work over any transport that can forward IP packets.
- B. It provides integrated mechanisms to maintain First Hop Resiliency Protocols such as HSRP, VRRP, or GLBP.
- C. It includes automatic detection of multihoming.
- D. It relies on flooding to propagate MAC address reachability information.
- E. It can carry a single VLAN per VPLS instance.

**Correct Answer:** DE

**Section: (none)**

**Explanation**

**Explanation/Reference:**

Explanation:

VPLS relies on flooding to propagate MAC address reachability information. Therefore, flooding cannot be prevented. VPLS can carry a single VLAN per VPLS instance. To multiplex multiple VLANs on a single instance, VPLS uses IEEE QinQ.

Reference: [http://www.cisco.com/c/en/us/products/collateral/switches/nexus-7000-series-switches/white\\_paper\\_c11-574984.html](http://www.cisco.com/c/en/us/products/collateral/switches/nexus-7000-series-switches/white_paper_c11-574984.html)

**QUESTION 297**

Refer to the exhibit.

```
!  
ip vrf Cust123  
  rd 200:3000  
  export map Cust123mgmt  
  route-target export 200:3000  
!  
route-map Cust123mgmt permit 10  
  set extcommunity rt 200:9999  
!
```

What will be the extended community value of this route?

- A. RT:200:3000 RT:200:9999
- B. RT:200:9999 RT:200:3000
- C. RT:200:3000
- D. RT:200:9999

"Pass Any Exam. Any Time." - [www.actualtests.com](http://www.actualtests.com) 319

**Correct Answer:** D

**Section:** (none)

**Explanation**

**Explanation/Reference:**

Explanation:

Here the route map is being used to manually set the extended community RT to 200:9999

**QUESTION 298**

Refer to the exhibit.

```
CE1#trace
Protocol [ip]: ipv6
Target IPv6 address: 2001:db8:100:1::7
Source address: 2001:db8:100:1::5
Insert source routing header? [no]:
Numeric display? [no]:
Timeout in seconds [3]:
Probe count [3]:
Minimum Time to Live [1]:
Maximum Time to Live [30]:
Priority [0]:
Port Number [0]:
Type escape sequence to abort.
Tracing the route to 2001:10:100:1::7

 1 2001:db8:1:5::1 1 msec 1 msec 1 msec
 2 ::FFFF:10.1.2.4 [MPLS: Labels 17/23 Exp 0] 2 msec 2 msec 2 msec
 3 2001:db8:1:7::2 [AS 1] [MPLS: Label 23 Exp 0] 2 msec 1 msec 1 msec
 4 2001:db8:1:7::7 [AS 1] 2 msec 1 msec 2 msec
```

Which statement is true?

- A. There is an MPLS network that is running 6PE, and the ingress PE router has no mpls ip propagate-ttl.
- B. There is an MPLS network that is running 6VPE, and the ingress PE router has no mpls ip propagate-ttl.
- C. There is an MPLS network that is running 6PE or 6VPE, and the ingress PE router has mpls ip propagate-ttl.
- D. There is an MPLS network that is running 6PE, and the ingress PE router has mpls ip propagate-ttl.
- E. There is an MPLS network that is running 6VPE, and the ingress PE router has mpls ip propagate-ttl.

**Correct Answer:** C

**Section:** (none)

**Explanation**

**Explanation/Reference:**

Explanation:

The second hop shows an IPv6 address over MPLS, so we know that there is an MPLS network

"Pass Any Exam. Any Time." - www.actualtests.com 320

running 6PE or 6VPE. And because the second and third hops show up in the traceroute. Then TTL is being propagated because if the "no ip propagate-ttl" command was used these devices would be hidden in the traceroute.

#### QUESTION 299

Refer to the exhibit.

```
vrf definition one
 rd 1:1
  route-target export 100:1
  route-target import 100:1
 !
 address-family ipv4
  route-target import 100:2
 exit-address-family
 !
 address-family ipv6
  route-target export 100:3
  route-target import 100:3
 exit-address-family
```

Which statement is true about a VPNv4 prefix that is present in the routing table of vrf one and is advertised from this router?

- A. The prefix is advertised only with route target 100:1.
- B. The prefix is advertised with route targets 100:1 and 100:2.
- C. The prefix is advertised only with route target 100:3.
- D. The prefix is not advertised.
- E. The prefix is advertised with route targets 100:1, 100:2, and 100:3.

**Correct Answer:** A

**Section:** (none)

**Explanation**

**Explanation/Reference:**

Explanation:

The route target used for prefix advertisements to other routers is defined on the route-target export command, which shows 100:1 in this case for

VPNv4 routes.

"Pass Any Exam. Any Time." - [www.actualtests.com](http://www.actualtests.com) 321

### QUESTION 300

Which is the way to enable the control word in an L2 VPN dynamic pseudowire connection on router R1?

- A. R1(config)# pseudowire-class cw-enable  
R1(config-pw-class)# encapsulation mpls  
R1(config-pw-class)# set control-word
- B. R1(config)# pseudowire-class cw-enable  
R1(config-pw-class)# encapsulation mpls  
R1(config-pw-class)# enable control-word
- C. R1(config)# pseudowire-class cw-enable  
R1(config-pw-class)# encapsulation mpls  
R1(config-pw-class)# default control-word
- D. R1(config)# pseudowire-class cw-enable  
R1(config-pw-class)# encapsulation mpls  
R1(config-pw-class)# control-word

**Correct Answer:** D

**Section:** (none)

**Explanation**

**Explanation/Reference:**

Explanation:

The following example shows how to enable the control word in an AToM dynamic pseudowire connection:

```
Device(config)# pseudowire-class cw-enable
Device(config-pw-class)# encapsulation mpls
Device(config-pw-class)# control-word
Device(config-pw-class)# exit
```

Reference: <http://www.cisco.com/c/en/us/td/docs/ios-xml/ios/mppls/command/mp-cr-book/mp-a1.html>

### QUESTION 301

Where is multicast traffic sent, when it is originated from a spoke site in a DMVPN phase 2 cloud?

- A. spoke-spoke
- B. nowhere, because multicast does not work over DMVPN
- C. spoke-spoke and spoke-hub

"Pass Any Exam. Any Time." - [www.actualtests.com](http://www.actualtests.com) 322

D. spoke-hub

**Correct Answer:** D

**Section:** (none)

**Explanation**

**Explanation/Reference:**

Explanation:

Spokes map multicasts to the static NBMA IP address of the hub, but hub maps multicast packets to the "dynamic" mappings that is, the hub replicates multicast packets to all spokes registered via NHRP, so multicast traffic is sent to the hub from a spoke instead of to the other spokes directly.

**QUESTION 302**

Refer to the exhibit.

```
Router-A# show ip nhrp
10.0.2.1/32 via 10.0.2.1, Tunnel0 created 00:00:21, expire 00:05:38
  Type: dynamic, Flags: authoritative unique registered used
NBMA address: 144.254.21.2
  (Claimed NBMA address: 172.16.2.1)

Router-B# show ip nhrp
10.0.1.1/32 via 10.0.1.1, Tunnel0 created 00:00:13, expire 00:05:48
  Type: dynamic, Flags: authoritative unique registered used
NBMA address: 72.34.1.2
```

A spoke site that is connected to Router-A cannot reach a spoke site that is connected to Router- B, but both spoke sites can reach the hub. What is the likely cause of this issue?

- A. There is a router doing PAT at site B.
- B. There is a router doing PAT at site A.
- C. NHRP is learning the IP address of the remote spoke site as a /32 address rather than a /24 address.
- D. There is a routing issue, as NHRP registration is working.

**Correct Answer:** B

**Section:** (none)

**Explanation**

**Explanation/Reference:**



Explanation:

If one spoke is behind one NAT device and another different spoke is behind another NAT device, and Peer Address Translation (PAT) is the type of NAT used on both NAT devices, then a session initiated between the two spokes cannot be established.

Reference:

[http://www.cisco.com/c/en/us/td/docs/ios/ios\\_xe/sec\\_secure\\_connectivity/configuration/guide/conv](http://www.cisco.com/c/en/us/td/docs/ios/ios_xe/sec_secure_connectivity/configuration/guide/conv)

"Pass Any Exam. Any Time." - [www.actualtests.com](http://www.actualtests.com) 323  
[ert/sec\\_dmvpn\\_xe\\_3s\\_book/sec\\_dmvpn\\_dt\\_spokes\\_b\\_nat\\_xe.html](http://www.actualtests.com/ert/sec_dmvpn_xe_3s_book/sec_dmvpn_dt_spokes_b_nat_xe.html)

### QUESTION 303

Which three statements are functions that are performed by IKE phase 1? (Choose three.)

- A. It builds a secure tunnel to negotiate IKE phase 1 parameters.
- B. It establishes IPsec security associations.
- C. It authenticates the identities of the IPsec peers.
- D. It protects the IKE exchange by negotiating a matching IKE SA policy.
- E. It protects the identities of IPsec peers.
- F. It negotiates IPsec SA parameters.

**Correct Answer:** CDE

**Section:** (none)

**Explanation**

**Explanation/Reference:**

Explanation:

The basic purpose of IKE phase 1 is to authenticate the IPSec peers and to set up a secure channel between the peers to enable IKE exchanges. IKE phase 1 performs the following functions:

Reference: <http://www.ciscopress.com/articles/article.asp?p=25474&seqNum=7>

### QUESTION 304

The session status for an IPsec tunnel with IPv6-in-IPv4 is down with the error message IKE message from 10.10.1.1 failed its sanity check or is malformed.

Which statement describes a possible cause of this error?

- A. There is a verification failure on the IPsec packet.
- B. The SA has expired or has been cleared.

- C. The pre-shared keys on the peers are mismatched.
- D. There is a failure due to a transform set mismatch.
- E. An incorrect packet was sent by an IPsec peer.

**Correct Answer:** C

**Section:** (none)

**Explanation**

**Explanation/Reference:**

Explanation:

"Pass Any Exam. Any Time." - [www.actualtests.com](http://www.actualtests.com) 324

IKE Message from X.X.X.X Failed its Sanity Check or is Malformed

This debug error appears if the pre-shared keys on the peers do not match. In order to fix this issue, check the pre-shared keys on both sides.

1d00H:%CRPTO-4-IKMP\_BAD\_MESSAGE. IKE message from 150.150.150.1 failed its sanity check or is malformed.

Reference: <http://www.cisco.com/c/en/us/support/docs/security-vpn/ipsec-negotiation-ike-protocols/5409-ipsec-debug-00.html#ike>

### **QUESTION 305**

Which three statements describe the characteristics of a VPLS architecture? (Choose three.)

- A. It forwards Ethernet frames.
- B. It maps MAC address destinations to IP next hops.
- C. It supports MAC address aging.
- D. It replicates broadcast and multicast frames to multiple ports.
- E. It conveys MAC address reachability information in a separate control protocol.
- F. It can suppress the flooding of traffic.

**Correct Answer:** ACD

**Section:** (none)

**Explanation**

**Explanation/Reference:**

Explanation:

As a VPLS forwards Ethernet frames at Layer 2, the operation of VPLS is exactly the same as that found within IEEE 802.1 bridges in that VPLS will self learn source MAC address to port associations, and frames are forwarded based upon the destination MAC address. Like other 802.1 bridges, MAC address aging is supported.

Reference:

[http://www.cisco.com/en/US/products/hw/routers/ps368/products\\_white\\_paper09186a00801f6084](http://www.cisco.com/en/US/products/hw/routers/ps368/products_white_paper09186a00801f6084).

shtml

### QUESTION 306

A GRE tunnel is down with the error message %TUN-5-RECURDOWN: Tunnel0 temporarily disabled due to recursive routing error.

"Pass Any Exam. Any Time." - www.actualtests.com 325

Which two options describe possible causes of the error? (Choose two.)

- A. Incorrect destination IP addresses are configured on the tunnel.
- B. There is link flapping on the tunnel.
- C. There is instability in the network due to route flapping.
- D. The tunnel mode and tunnel IP address are misconfigured.
- E. The tunnel destination is being routed out of the tunnel interface.

**Correct Answer:** CE

**Section:** (none)

**Explanation**

**Explanation/Reference:**

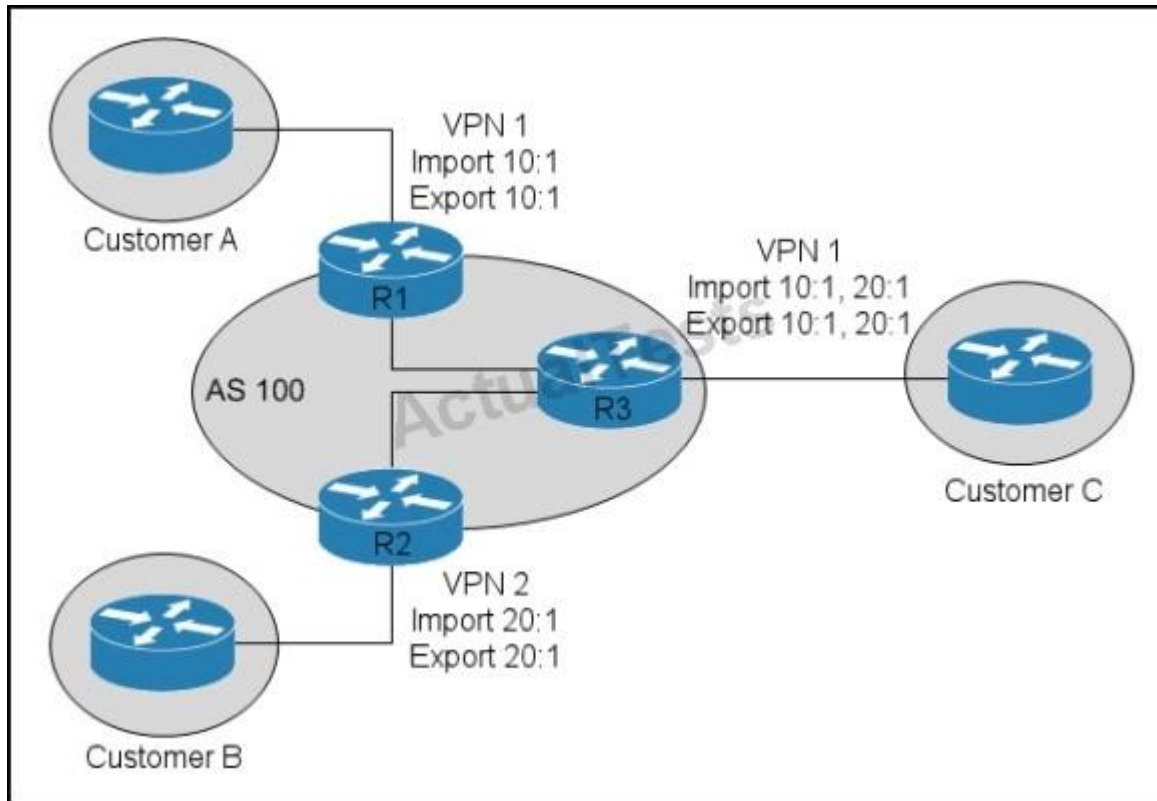
Explanation:

The %TUN-5-RECURDOWN: Tunnel0 temporarily disabled due to recursive routing error message means that the generic routing encapsulation (GRE) tunnel router has discovered a recursive routing problem. This condition is usually due to one of these causes:

Reference: <http://www.cisco.com/c/en/us/support/docs/ip/enhanced-interior-gateway-routing-protocol-eigrp/22327-gre-flap.html>

### QUESTION 307

Refer to the exhibit.



"Pass Any Exam. Any Time." - [www.actualtests.com](http://www.actualtests.com) 326

Which two statements about the VPN solution are true? (Choose two.)

- A. Customer A and customer B will exchange routes with each other.
- B. R3 will advertise routes received from R1 to R2.
- C. Customer C will communicate with customer A and B.
- D. Communication between sites in VPN1 and VPN2 will be blocked.
- E. R1 and R2 will receive VPN routes advertised by R3.

**Correct Answer:** CE

**Section:** (none)

**Explanation**

**Explanation/Reference:**

Explanation:

+ VPN1 exports 10:1 while VPN3 imports 10:1 so VPN3 can learn routes of VPN1. + VNP1 imports 10:1 while VNP3 export 10:1 so VNP1 can learn routes of VPN3.

-> Customer A can communicate with Customer C

+ VPN2 exports 20:1 while VPN3 imports 20:1 so VPN3 can learn routes of VPN2. + VPN2 imports 20:1 while VPN3 exports 20:1 so VPN2 can learn routes of VPN3.

-> Customer B can communicate with Customer C

Therefore answer C is correct.

Also answer E is correct because R1 & R2 import R3 routes.

Answer A is not correct because Customer A & Customer B do not import routes which are exported by other router. Customer A & B can only see Customer C.

Answer B is not correct because a router never exports what it has learned through importation. It only exports its own routes.

Answer D is correct because two VPN1 and VPN2 cannot see each other. Maybe in this question there are three correct answers.

### QUESTION 308

Which mechanism does Cisco recommend for CE router interfaces that face the service provider for an EVPL circuit with multiple EVCs and multiple traffic classes?

A. HCBWFQ

B. LLQ

C. tail drop

"Pass Any Exam. Any Time." - [www.actualtests.com](http://www.actualtests.com) 327

D. WRED

**Correct Answer:** A

**Section:** (none)

**Explanation**

**Explanation/Reference:**

Explanation:

In a simple handoff, packets may be discarded in the service provider network, either because of congestion on a link without an appropriate QoS policy or because of a policer QoS configuration on the service provider network that serves to rate limit traffic accessing the WAN core. To address these issues, QoS on the CE device is applied at a per-port level. A QoS service policy is configured on the outside Ethernet interface, and this parent policy includes a shaper that then references a second or subordinate (child) policy that enables queueing within the shaped rate.

This is called a hierarchical CBWFQ (HCBWFQ) configuration.

Reference:

[http://www.cisco.com/c/en/us/td/docs/solutions/Enterprise/WAN\\_and\\_MAN/Ethernet\\_Access\\_for\\_NG\\_MAN\\_WAN\\_V3-1\\_external.html](http://www.cisco.com/c/en/us/td/docs/solutions/Enterprise/WAN_and_MAN/Ethernet_Access_for_NG_MAN_WAN_V3-1_external.html)

#### **QUESTION 309**

Which Carrier Ethernet service supports the multiplexing of multiple point-to-point EVCs across as a single UNI?

- A. EPL
- B. EVPL
- C. EMS
- D. ERMS

**Correct Answer:** B

**Section:** (none)

**Explanation**

**Explanation/Reference:**

Explanation:

Ethernet Relay Service (ERS or EVPL)

An Ethernet Virtual Circuit (EVC) is used to logically connect endpoints, but multiple EVCs could exist per single UNI. Each EVC is distinguished by 802.1q VLAN tag identification. The ERS network acts as if the Ethernet frames have crossed a switched network, and certain control traffic is not carried between ends of the EVC. ERS is analogous to Frame Relay where the CE-VLAN tag plays the role of a Data-Link Connection Identifier (DLCI). The MEF term for this service is EVPL.

Reference: [http://www.cisco.com/c/en/us/td/docs/net\\_mgmt/ip\\_solution\\_center/5-1/carrier\\_ethernet/user/guide/l2vpn51book/concepts.html](http://www.cisco.com/c/en/us/td/docs/net_mgmt/ip_solution_center/5-1/carrier_ethernet/user/guide/l2vpn51book/concepts.html)

"Pass Any Exam. Any Time." - [www.actualtests.com](http://www.actualtests.com) 328

#### **QUESTION 310**

What is the purpose of Route Target Constraint?

- A. to avoid using route reflectors in MPLS VPN networks
- B. to avoid using multiple route distinguishers per VPN in MPLS VPN networks
- C. to be able to implement VPLS with BGP signaling
- D. to avoid sending unnecessary BGP VPNv4 or VPNv6 updates to the PE router
- E. to avoid BGP having to perform route refreshes

**Correct Answer:** D

**Section:** (none)

**Explanation**

**Explanation/Reference:**

Explanation:

Some service providers have a very large number of routing updates being sent from RRs to PEs, using considerable resources. A PE does not need routing updates for VRFs that are not on the PE; therefore, the PE determines that many routing updates it receives are "unwanted." The PE can filter out the unwanted updates using Route Target Constraint.

Reference:

[http://www.cisco.com/c/en/us/td/docs/ios/ios\\_xe/iproute\\_bgp/configuration/guide/2\\_xe/irg\\_xe\\_book/irg\\_rt\\_filter\\_xe.html](http://www.cisco.com/c/en/us/td/docs/ios/ios_xe/iproute_bgp/configuration/guide/2_xe/irg_xe_book/irg_rt_filter_xe.html).

**QUESTION 311**

Refer to the exhibit.

"Pass Any Exam. Any Time." - [www.actualtests.com](http://www.actualtests.com) 329

```
P#show mpls forwarding-table
```

| Local Label | Outgoing Label | Prefix or Tunnel Id | Bytes Switched | Label | Outgoing interface | Next Hop |
|-------------|----------------|---------------------|----------------|-------|--------------------|----------|
| 19          | 21             | [mdt 1000:2000 0]   | \              | 33516 | Et2/0              | 10.1.2.2 |
|             | 19             | [mdt 1000:2000 0]   | \              | 912   | Et1/0              | 10.1.1.1 |
| 20          | 24             | [mdt 1000:2000 0]   | \              | 1932  | Et3/0              | 10.1.3.3 |
|             | 21             | [mdt 1000:2000 0]   | \              | 1932  | Et2/0              | 10.1.2.2 |
| 23          | 24             | [mdt 1000:2000 0]   | \              | 33940 | Et3/0              | 10.1.3.3 |
|             | 19             | [mdt 1000:2000 0]   | \              | 912   | Et1/0              | 10.1.1.1 |

Which statement is true?

- A. This is an MPLS TE point-to-multipoint LSP in an MPLS network.
- B. This is an MPLS TE multipoint-to-point LSP in an MPLS network.
- C. This is a point-to-multipoint LSP in an MPLS network.
- D. This is a multipoint-to-multipoint LSP in an MPLS network.

**Correct Answer: D**



**Section: (none)**

**Explanation**

**Explanation/Reference:**

Explanation:

Same example of this provided on slide 24 at the reference link below:

Reference: "mVPN Deployment Models" Cisco Live Presentation

<http://d2zmdbbm9feqrf.cloudfront.net/2014/eur/pdf/BRKIPM-2011.pdf>, slide 24

**QUESTION 312**

Refer to the exhibit.

"Pass Any Exam. Any Time." - [www.actualtests.com](http://www.actualtests.com) 330

```
R1#show mpls l2transport vc 100 detail
Local interface: Fa2/6 up, line protocol up, Ethernet up
  Destination address: 2.2.2.3, VC ID: 100, VC status: up
    Preferred path: Tunnel1, active
    Default path: ready
    Tunnel label: 12307, next hop point2point
    Output interface: Tu1, imposed label stack {12307 20}
  Create time: 00:00:11, last status change time: 00:00:11
  Signaling protocol: LDP, peer 2.2.2.3:0 up
    MPLS VC labels: local 21, remote 20
    Group ID: local 0, remote 2
    MTU: local 1500, remote 1500
    Remote interface description:
  Sequencing: receive disabled, send disabled
  VC statistics:
    packet totals: receive 1, send 6
    byte totals:   receive 368, send 0
    packet drops:  receive 0, send 0
```

Which statement is true?

- A. R1 routes this pseudowire over MPLS TE tunnel 1 with transport label 20.
- B. The default route 0.0.0.0/0 is available in the IPv4 routing table.
- C. R1 is using an MPLS TE tunnel for this pseudowire, because the IP path is not available.
- D. R1 has preferred-path configured for the pseudowire.

**Correct Answer:** D

**Section:** (none)

**Explanation**

**Explanation/Reference:**

Explanation:

Verifying the Configuration: Example

In the following example, the show mpls l2transport vc command shows the following information (in bold) about the VCs:

.

VC 101 has been assigned a preferred path called Tunnel1. The default path is disabled because

.

VC 150 has been assigned an IP address of a loopback address on PE2. The default path can be used if the preferred path fails.

Router# show mpls l2transport vc detail

Local interface. Gi0/0/0.1 up, line protocol up, Eth VLAN 222 up

Destination address: 10.16.16.16, VC ID. 101, VC status: up

Preferred path: Tunnel1, active

Default path: disabled

Tunnel label: 3, next hop point2point

Output interface. Tu1, imposed label stack {17 16}

Create time. 00:27:31, last status change time. 00:27:31

"Pass Any Exam. Any Time." - www.actualtests.com 331

Signaling protocol: LDP, peer 10.16.16.16:0 up

MPLS VC labels: local 25, remote 16

Group ID. local 0, remote 6

MTU: local 1500, remote 1500

Remote interface description:

Sequencing: receive disabled, send disabled

VC statistics:

packet totals: receive 10, send 10

byte totals: receive 1260, send 1300  
packet drops: receive 0, send 0

Reference:

[http://www.cisco.com/c/en/us/td/docs/ios/12\\_2sr/12\\_2sra/feature/guide/srtunsel.html#wp1057815](http://www.cisco.com/c/en/us/td/docs/ios/12_2sr/12_2sra/feature/guide/srtunsel.html#wp1057815)

### QUESTION 313

For which kind of MPLS deployment is the next-hop-self all keyword used on a BGP neighbor command?

- A. 6VPE
- B. MPLS Carrier's carrier
- C. inter-AS MPLS VPN option D
- D. inter-AS MPLS VPN option C
- E. Unified MPLS

**Correct Answer:** E

**Section:** (none)

**Explanation**

**Explanation/Reference:**

Explanation:

Since the core and aggregation parts of the network are integrated and end-to-end LSPs are provided, the Unified MPLS solution is also referred to as "Seamless MPLS."

New technologies or protocols are not used here, only MPLS, Label Distribution Protocol (LDP), IGP, and BGP. Since you do not want to distribute the loopback prefixes of the PE routers from one part of the network into another part, you need to carry the prefixes in BGP. The Internal Border Gateway Protocol (iBGP) is used in one network, so the next hop address of the prefixes is the loopback prefixes of the PE routers, which is not known by the IGP in the other parts of the network. This means that the next hop address cannot be used to recurse to an IGP prefix. The trick is to make the ABR routers Route Reflectors (RR) and set the next hop to self, even for the reflected iBGP prefixes. In order for this to work, a new knob is needed.

Only the RRs need newer software to support this architecture. Since the RRs advertise the BGP prefixes with the next hop set to themselves, they assign a local MPLS label to the BGP prefixes.

"Pass Any Exam. Any Time." - [www.actualtests.com](http://www.actualtests.com) 332

This means that in the data plane, the packets forwarded on these end-to-end LSPs have an extra MPLS label in the label stack. The RRs are in the forwarding path.

There are two possible scenarios:

In both scenarios, the ABR sets the next hop to self for the prefixes advertised (reflected by BGP) by the ABR from the aggregation part of the network into the core part. If this is not done, the ABR needs to redistribute the loopback prefixes of the PEs from the aggregation IGP into the core IGP.

If this is done, there is no scalability.

In order to set the next hop to self for reflected iBGP routes, you must configure the neighbor x.x.x.x next-hop-self all command.

Reference: <http://www.cisco.com/c/en/us/support/docs/multiprotocol-label-switching-mpls/mpls/116127-configure-technology-00.html>

**QUESTION 314**

What is a reason for 6PE to use two MPLS labels in the data plane instead of one?

- A. 6PE allows penultimate hop popping and has a requirement that all P routers do not have to be IPv6 aware.
- B. 6PE does not allow penultimate hop popping.
- C. It allows MPLS traffic engineering to work in a 6PE network.
- D. It allows 6PE to work in an MPLS network where 6VPE is also deployed.

**Correct Answer:** A

**Section:** (none)

**Explanation**

**Explanation/Reference:**

Explanation:

Q. Why does 6PE use two MPLS labels in the data plane?

A. 6PE uses two labels:

When the 6PE was released, a main requirement was that none of the MPLS core routers (the P routers) had to be IPv6-aware. That requirement drove the need for two labels in the data plane.

There are two reasons why the 6PE needs both labels.

PHP Functionality

If only the transport label were used, and if penultimate hop popping (PHP) were used, the penultimate hop router (the P router) would need to understand IPv6.

With PHP, this penultimate hop router would need to remove the MPLS label and forward the packet as an IPv6 packet. This P router would need to know that the packet is IPv6 because the P router would need to use the correct Layer 2 encapsulation type for IPv6. (The encapsulation type is different for IPv6 and IPv4; for example, for Ethernet, the encapsulation type is 0x86DD for IPv6, while it is 0x0800 for IPv4.) If the penultimate hop router is not IPv6-capable, it would likely put the

"Pass Any Exam. Any Time." - [www.actualtests.com](http://www.actualtests.com) 333

Layer 2 encapsulation type for IPv4 for the IPv6 packet. The egress PE router would then believe that the packet was IPv4.

There is time-to-live (TTL) processing in both the IPv4 and IPv6 headers. In IPv6, the field is called Hop Limit. The IPv4 and IPv6 fields are at different locations in the headers. Also, the Header Checksum in the IPv4 header would also need to be changed; there is no Header Checksum field in IPv6. If the penultimate hop router is not IPv6-capable, it would cause the IPv6 packet to be malformed since the router expects to find the TTL field and Header Checksum field in the header. Because of these differences, the penultimate hop router would need to know it is an IPv6 packet. How would this router know that the packet is an IPv6 packet, since it did not assign a label to the IPv6 Forwarding Equivalence Class (FEC), and there is no encapsulation field in the MPLS header? It could scan for the first nibble after the label stack and determine that the packet is IPv6 if the value is 6. However, that implies that the penultimate hop router needs to be IPv6-capable. This scenario could work if the explicit null label is used (hence no PHP). However, the decision was to require PHP.

Load Balancing

Typical load balancing on a P router follows this process. The P router goes to the end of the label stack and determines if it is an IPv4 packet by looking at the first nibble after the label stack. In the 6PE scenario, imagine there are two egress PE routers advertising one IPv6 prefix in BGP towards the ingress PE router. This IPv6 prefix would be advertised with two different labels in BGP. Hence, in the data plane, the bottom label would be either of the

two labels. This would allow a P router to load balance on the bottom label on a per-flow basis.

If 6PE used only the transport label to transport the 6PE packets through the MPLS core, the P routers would not be able to load balance these packets on a per-flow basis unless the P routers were IPv6-capable. If the P routers were IPv6-capable, they could use the source and destination IPv6 addresses in order to make a load balancing decision.

Reference: <http://www.cisco.com/c/en/us/support/docs/multiprotocol-label-switching-mpls/mpls/116061-qa-6pe-00.html>

### QUESTION 315

Refer to the exhibit.

"Pass Any Exam. Any Time." - [www.actualtests.com](http://www.actualtests.com) 334

```
R1
!
ip vrf R2
rd 1:1
!
interface FastEthernet0/0
ip address 192.168.0.1 255.255.255.252
!
router eigrp 100
no auto-summary
address-family ipv4 vrf R2
network 192.168.0.0 0.0.0.255
!

R2
!
interface FastEthernet0/0
ip address 192.168.0.2 255.255.255.252
!
router eigrp 100
no auto-summary
network 192.168.0.2 0.0.0.1
!
```

Which two corrective actions could you take if EIGRP routes from R2 fail to reach R1? (Choose two.)

- A. Configure R2 to use a VRF to send routes to R1.
- B. Configure the autonomous system in the EIGRP configuration of R1.
- C. Correct the network statement on R2.

D. Add the interface on R1 that is connected to R2 into a VRF.

**Correct Answer:** BD

**Section:** (none)

**Explanation**

**Explanation/Reference:**

Explanation:

In this question we are running VRF Lite on R1. VRF Lite is also known as "VRF without running MPLS". This is an example of how to configure VRF Lite with EIGRP:

```
ip vrf FIRST
```

```
rd 1:1
```

```
!
```

```
ip vrf SECOND
```

```
rd 1:2
```

"Pass Any Exam. Any Time." - www.actualtests.com 335

```
!
```

```
router eigrp 1
```

```
no auto-summary
```

```
!
```

```
address-family ipv4 vrf FIRST
```

```
network 10.1.1.1 0.0.0.0
```

```
no auto-summary
```

```
autonomous-system 200
```

```
exit-address-family
```

```
!
```

```
address-family ipv4 vrf SECOND
```

```
network 10.1.2.1 0.0.0.0
```

```
no auto-summary
```

```
autonomous-system 100
```

```
exit-address-family
```

```
!
```

```
interface FastEthernet0/0
```

```
ip vrf forwarding FIRST
```

```
ip address 10.1.1.1 255.255.255.0
```

```
!
```

```
interface FastEthernet0/1
```

```
ip vrf forwarding SECOND
```

```
ip address 10.1.2.1 255.255.255.0
```

The above example creates two VRFs (named "FIRST" and "SECOND"). VRF "FIRST" runs on EIGRP AS 200 while VRF "SECOND" runs on EIGRP AS 100. After that we have to add interfaces to the appropriate VRFs. From this example, back to our question we can see that R1 is missing the "autonomous-system ..." command under "address-family ipv4 vrf R2. And R1 needs an interface configured under that VRF. Note. R2 does not run VRF at all! Usually R2 resides on customer side.

#### QUESTION 316

A service provider is deploying L2VPN LAN services in its MPLS cloud. Which statement is true regarding LDP signaling and autodiscovery?

- A. LDP signaling requires that each PE is identified, and that an LDP session is active with its P neighbor for autodiscovery to take place.
- B. LDP signaling requires that each P is identified, and that a targeted LDP session is active for "Pass Any Exam. Any Time." - www.actualtests.com 336 autodiscovery to take place.
- C. LDP signaling requires that each PE is identified, and that a targeted LDP session with a BGP route reflector is active for autodiscovery to take place.
- D. LDP signaling requires that each PE is identified, and that a targeted LDP session is active for autodiscovery to take place.

**Correct Answer:** D

**Section:** (none)

**Explanation**

**Explanation/Reference:**

Explanation:

LDP signaling requires that each PE is identified and a targeted LDP session is active for autodiscovery to take place. Although the configuration can be automated using NMS/OSS the overall scalability of the solution is poor as a PE must be associated with all other PEs for LDP discovery to work, which can lead to a large number of targeted LDP sessions (n2), which may be largely unused as not all VPLS will be associated with every PE. The security attributes of LDP are reasonably good, although additional configuration is required to prevent unauthorized sessions being set up. Although LDP can signal additional attributes, it requires additional configuration either from an NMS/OSS or static configuration.

Reference:

[http://www.cisco.com/en/US/products/hw/routers/ps368/products\\_white\\_paper09186a00801f6084.shtml](http://www.cisco.com/en/US/products/hw/routers/ps368/products_white_paper09186a00801f6084.shtml)

#### QUESTION 317

Which attribute is not part of the BGP extended community when a PE creates a VPN-IPv4 route while running OSPF between PE-CE?

- A. OSPF domain identifier
- B. OSPF route type
- C. OSPF router ID
- D. MED
- E. OSPF network type

**Correct Answer:** E

**Section:** (none)

**Explanation**

**Explanation/Reference:**

Explanation:

By process of elimination, from RFC 4577:

For every address prefix that was installed in the VRF by one of its associated OSPF instances, the PE must create a VPN-IPv4 route in BGP. Each such route will have some of the following Extended Communities attributes:

The OSPF Domain Identifier Extended Communities attribute. If the OSPF instance that installed

"Pass Any Exam. Any Time." - [www.actualtests.com](http://www.actualtests.com) 337

the route has a non-NULL primary Domain Identifier, this MUST be present; if that OSPF instance has only a NULL Domain Identifier, it MAY be omitted.

OSPF Route Type Extended Communities Attribute. This attribute MUST be present. It is encoded with a two-byte type field, and its type is 0306.

OSPF Router ID Extended Communities Attribute. This OPTIONAL attribute specifies the OSPF Router ID of the system that is identified in the BGP Next Hop attribute. More precisely, it specifies the OSPF Router Id of the PE in the OSPF instance that installed the route into the VRF from which this route was exported.

MED (Multi\_EXIT\_DISC attribute). By default, this SHOULD be set to the value of the OSPF distance associated with the route, plus 1.

Reference: <https://tools.ietf.org/html/rfc4577>

### **QUESTION 318**

What is a disadvantage of using aggressive mode instead of main mode for ISAKMP/IPsec establishment?

- A. It does not use Diffie-Hellman for secret exchange.
- B. It does not support dead peer detection.
- C. It does not support NAT traversal.
- D. It does not hide the identity of the peer.

**Correct Answer:** D

**Section:** (none)

**Explanation**

**Explanation/Reference:**

Explanation:

IKE phase 1's purpose is to establish a secure authenticated communication channel by using the DiffieHellman key exchange algorithm to generate a shared secret key to encrypt further IKE communications. This negotiation results in one single bi-directional ISAKMP Security Association (SA). The authentication can be performed using either pre-shared key (shared secret), signatures, or public key encryption. Phase 1 operates in either Main Mode or Aggressive Mode.

Main Mode protects the identity of the peers; Aggressive Mode does not.



Reference: [http://en.wikipedia.org/wiki/Internet\\_Key\\_Exchange](http://en.wikipedia.org/wiki/Internet_Key_Exchange)

#### **QUESTION 319**

Which two statements are true about an EVPL? (Choose two.)

"Pass Any Exam. Any Time." - [www.actualtests.com](http://www.actualtests.com) 338

- A. It has a high degree of transparency.
- B. It does not allow for service multiplexing.
- C. The EVPL service is also referred to as E-line.
- D. It is a point-to-point Ethernet connection between a pair of UNIs.

**Correct Answer:** CD

**Section:** (none)

**Explanation**

**Explanation/Reference:**

Explanation:

Following the MEF approach, the services that comprise the Metro Ethernet (ME) solution can be classified into the following two general categories:

- Point-to-point (PtP) -- A single point-to-point Ethernet circuit provisioned between two User Network Interfaces (UNIs).
- Multipoint-to-multipoint (MPtMP) -- A single multipoint-to-multipoint Ethernet circuit provisioned between two or more UNIs. When there are only two UNIs in the circuit, more UNIs can be added to the same Ethernet virtual connection if required, which distinguishes this from the point-to-point type.

In the MEF terminology, this maps to the following Ethernet service types:

- Ethernet Line Service Type (E-Line) -- Point-to-point Ethernet service
- Ethernet LAN Service Type (E-LAN) -- Multipoint-to-multipoint Ethernet service

Reference:

[http://www.cisco.com/c/en/us/td/docs/solutions/Enterprise/Data\\_Center/HA\\_Clusters/HA\\_Clusters/HA\\_ME3\\_6.pdf](http://www.cisco.com/c/en/us/td/docs/solutions/Enterprise/Data_Center/HA_Clusters/HA_Clusters/HA_ME3_6.pdf)

#### **QUESTION 320**

Which two statements are true about OTV? (Choose two.)

- A. It relies on flooding to propagate MAC address reachability information.
- B. It uses a full mesh of point-to-multipoint tunnels to prevent head-end replication of multicast traffic.
- C. It can work over any transport that can forward IP packets.
- D. It supports automatic detection of multihoming.

**Correct Answer:** CD

**Section:** (none)

## Explanation

### Explanation/Reference:

Explanation:

The overlay nature of OTV allows it to work over any transport as long as this transport can forward IP packets. Any optimizations performed for IP in the transport will benefit the OTV encapsulated traffic.

"Pass Any Exam. Any Time." - [www.actualtests.com](http://www.actualtests.com) 339

As part of the OTV control protocol, automatic detection of multihoming is included. This feature enables the multihoming of sites without requiring additional configuration or protocols

Reference: [http://www.cisco.com/c/en/us/products/collateral/switches/nexus-7000-series-switches/white\\_paper\\_c11-574984.html](http://www.cisco.com/c/en/us/products/collateral/switches/nexus-7000-series-switches/white_paper_c11-574984.html)

### QUESTION 321

Which technology facilitates neighbor IP address resolution in DMVPN?

- A. CEF
- B. mGRE
- C. a dynamic routing protocol
- D. NHRP

**Correct Answer:** D

**Section:** (none)

**Explanation**

### Explanation/Reference:

Explanation:

NHRP Used with a DMVPN

NHRP is used to facilitate building a VPN and provides address resolution in DMVPN. In this context, a VPN consists of a virtual Layer 3 network that is built on top of an actual Layer 3 network. The topology you use over the VPN is largely independent of the underlying network, and the protocols you run over it are completely independent of it. The VPN network (DMVPN) is based on GRE IP logical tunnels that can be protected by adding in IPsec to encrypt the GRE IP tunnels.

Reference:

[http://www.cisco.com/c/en/us/td/docs/ios/12\\_4/ip\\_addr/configuration/guide/hadnhrp.html#wp10572](http://www.cisco.com/c/en/us/td/docs/ios/12_4/ip_addr/configuration/guide/hadnhrp.html#wp10572)

### QUESTION 322

Which two are features of DMVPN? (Choose two.)

- A. It does not support spoke routers behind dynamic NAT.

- B. It requires IPsec encryption.
- C. It only supports remote peers with statically assigned addresses.  
"Pass Any Exam. Any Time." - www.actualtests.com 340
- D. It supports multicast traffic.
- E. It offers configuration reduction.

**Correct Answer:** DE

**Section:** (none)

**Explanation**

**Explanation/Reference:**

Explanation:

DMVPN Hub-and-spoke deployment model: In this traditional topology, remote sites (spokes) are aggregated into a headend VPN device at the corporate headquarters (hub). Traffic from any remote site to other remote sites would need to pass through the headend device. Cisco DMVPN supports dynamic routing, QoS, and IP Multicast while significantly reducing the configuration effort.

Reference: [http://www.cisco.com/c/en/us/products/collateral/security/dynamic-multipoint-vpn-dmvpn/data\\_sheet\\_c78-468520.html](http://www.cisco.com/c/en/us/products/collateral/security/dynamic-multipoint-vpn-dmvpn/data_sheet_c78-468520.html)

### QUESTION 323

Refer to the exhibit.

```
interface tunnel1
 tunnel source ethernet 0
 tunnel mode ipv6ip isatap
 ipv6 address 2001:DB8::/64 eui-64
```

What is wrong with the configuration of this tunnel interface?

- A. ISATAP tunnels cannot use the EUI-64 address format.
- B. No tunnel destination has been specified.
- C. The tunnel source of an ISATAP tunnel must always point to a loopback interface.
- D. Router advertisements are disabled on this tunnel interface.

**Correct Answer:** D

**Section:** (none)

**Explanation**

**Explanation/Reference:**

Explanation:

Sending of IPv6 router advertisements is disabled by default on tunnel interfaces. This command reenables the sending of IPv6 router advertisements to allow client autoconfiguration:

Example:

```
Router(config-if)# no ipv6 nd ra suppress
```

"Pass Any Exam. Any Time." - [www.actualtests.com](http://www.actualtests.com) 341

Reference: <http://www.cisco.com/c/en/us/td/docs/ios-xml/ios/interface/configuration/xe-3s/ir-xe-3s-book/ip6-isatap-xe.html>

### QUESTION 324

Which two statements are true about a 6to4 tunnel connecting two IPv6 islands over the IPv4 Internet? (Choose two.)

- A. It embeds the IPv6 packet into the IPv4 payload with the protocol type set to 51.
- B. It works by appending the private IPv4 address (converted into hexadecimal format) to the 2002::/16 prefix.
- C. It embeds the IPv6 packet into the IPv4 payload with the protocol type set to 41.
- D. It works by appending the public IPv4 address (converted into hexadecimal format) to the 2002::/16 prefix.

**Correct Answer:** CD

**Section:** (none)

**Explanation**

**Explanation/Reference:**

Explanation:

6to4 embeds an IPv6 packet in the payload portion of an IPv4 packet with protocol type 41. To send an IPv6 packet over an IPv4 network to a 6to4 destination address, an IPv4 header with protocol type 41 is prepended to the IPv6 packet. The IPv4 destination address for the prepended packet header is derived from the IPv6 destination address of the inner packet (which is in the format of a 6to4 address), by extracting the 32 bits immediately following the IPv6 destination address's 2002::/16 prefix. The IPv4 source address in the prepended packet header is the IPv4 address of the host or router which is sending the packet over IPv4. The resulting IPv4 packet is then routed to its IPv4 destination address just like any other IPv4 packet.

Reference: <http://en.wikipedia.org/wiki/6to4>

### QUESTION 325

Refer to the exhibit.

"Pass Any Exam. Any Time." - [www.actualtests.com](http://www.actualtests.com) 342

```
interface GigabitEthernet0/0
ip address 10.10.10.1 255.255.255.0
duplex auto
speed auto
media-type rj45
!
interface Tunnel0
ip address 192.168.1.1 255.255.255.252
tunnel source GigabitEthernet0/0
tunnel destination 192.168.1.240
```

What will be the IP MTU of tunnel 0?

- A. 1500
- B. 1524
- C. 1476
- D. 1452
- E. 1548

**Correct Answer:** C

**Section:** (none)

**Explanation**

**Explanation/Reference:**

Explanation:

In the case of the GRE tunnel interface, the IP maximum transmission unit (MTU) is 24 bytes less than the IP MTU of the real outgoing interface. For an Ethernet outgoing interface that means the IP MTU on the tunnel interface would be 1500 minus 24, or 1476 bytes.

: A spoke site that is connected to Router-A cannot reach a spoke site that is connected to Router- B, but both spoke sites can reach the hub. What is the likely cause of this issue <http://www.cisco.com/c/en/us/support/docs/ip/generic-routing-encapsulation-gre/13725-56.html>

#### QUESTION 326

On an MPLS L3VPN, which two tasks are performed by the PE router? (Choose two.)

- A. It exchanges VPNv4 routes with other PE routers.
- B. It typically exchanges iBGP routing updates with the CE device.
- C. It distributes labels and forwards labeled packets.

- D. It exchanges VPNv4 routes with CE devices.  
"Pass Any Exam. Any Time." - [www.actualtests.com](http://www.actualtests.com) 343
- E. It forwards labeled packets between CE devices.

**Correct Answer:** AC

**Section:** (none)

**Explanation**

**Explanation/Reference:**

Explanation:

MPLS VPN functionality is enabled at the edge of an MPLS network. The PE router performs these tasks:

Exchanges routing updates with the CE router  
.

Translates the CE routing information into VPN version 4 (VPNv4) routes  
.

Exchanges VPNv4 routes with other PE routers through the Multiprotocol Border Gateway Protocol (MP-BGP)  
A PE router binds a label to each customer prefix learned from a CE router and includes the label in the network reachability information for the prefix that it advertises to other PE routers. When a PE router forwards a packet received from a CE router across the provider network, it labels the packet with the label learned from the destination PE router. When the destination PE router receives the labeled packet, it pops the label and uses it to direct the packet to the correct CE router. Label forwarding across the provider backbone is based on either dynamic label switching or traffic engineered paths. A customer data packet carries two levels of labels when traversing the backbone

Reference: [http://www.cisco.com/c/en/us/td/docs/routers/asr9000/software/asr9k\\_r4-2/lxvpn/configuration/guide/vcasr9kv342/vcasr9k42v3.html](http://www.cisco.com/c/en/us/td/docs/routers/asr9000/software/asr9k_r4-2/lxvpn/configuration/guide/vcasr9kv342/vcasr9k42v3.html)

#### QUESTION 327

```
R1#show ip nhrp detail
10.1.0.2/32 via 10.1.0.2, Tunnel0 created 00:06:35, expire 00:00:29
  Type: dynamic, Flags: authoritative unique registered used
  NBMA address: 192.168.2.2
10.1.0.3/32 via 10.1.0.3, Tunnel0 created 00:05:28, expire 00:00:52
  Type: dynamic, Flags: authoritative unique registered used
  NBMA address: 192.168.3.3
```

Refer to the exhibit.

Which statement describes what the authoritative flag indicates?

"Pass Any Exam. Any Time." - [www.actualtests.com](http://www.actualtests.com) 344

- A. Authentication was used for the mapping.
- B. R1 learned about the NHRP mapping from a registration request.
- C. Duplicate mapping in the NHRP cache is prevented.
- D. The registration request had the same flag set.

**Correct Answer:** B

**Section:** (none)

**Explanation**

**Explanation/Reference:**

Explanation:

Show NHRP: Examples

The following is sample output from the show ip nhrp command:

Router# show ip nhrp

10.0.0.2 255.255.255.255, tunnel 100 created 0:00:43 expire 1:59:16

Type. dynamic Flags: authoritative

NBMA address: 10.1111.1111.1111.1111.1111.1111.1111.1111.1111.11

10.0.0.1 255.255.255.255, Tunnel0 created 0:10:03 expire 1:49:56

Type. static Flags: authoritative

The fields in the sample display are as follows:

Flags:

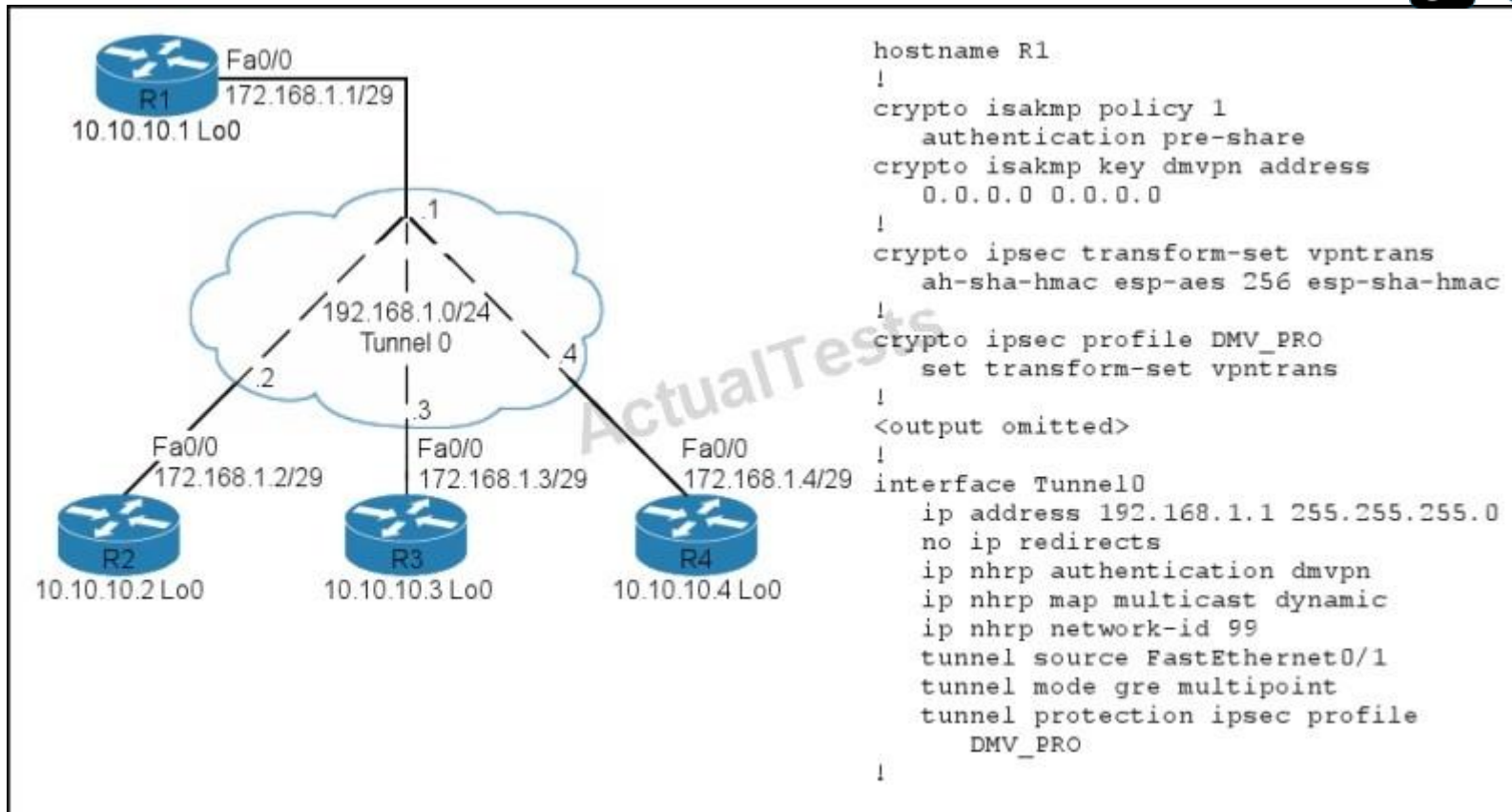
authoritative--Indicates that the NHRP information was obtained from the Next Hop Server or router that maintains the NBMA-to-IP address mapping for a particular destination.

Reference:

[http://www.cisco.com/c/en/us/td/docs/ios/12\\_4/ip\\_addr/configuration/guide/hadnhrp.html](http://www.cisco.com/c/en/us/td/docs/ios/12_4/ip_addr/configuration/guide/hadnhrp.html)

### **QUESTION 328**

Refer to the exhibit.



"Pass Any Exam. Any Time." - [www.actualtests.com](http://www.actualtests.com) 345

Which two statements about this configuration are true? (Choose two.)

- A. Spoke devices will be dynamically added to the NHRP mappings.
- B. The next-hop server address must be configured to 172.168.1.1 on all spokes.
- C. The next-hop server address must be configured to 192.168.1.1 on all spokes.
- D. R1 will create a static mapping for each spoke.

**Correct Answer:** AC

**Section:** (none)

**Explanation**

**Explanation/Reference:**



Explanation:

NHRP is a client/server model protocol which is defined by RFC2332. The hub is considered to be the Next Hop Server (NHS) and the spokes are considered to be the Next Hop Client (NHC). The hub must be configured as the next-hop server.

NHRP provides a mapping between the inside and outside address of a tunnel endpoint. These mappings can be static or dynamic. In a dynamic scenario, a next-hop server (NHS) is used to maintain a list of possible tunnel endpoints. Each endpoint using the NHS registers its own public and private mapping with the NHS. The local mapping of the NHS must always be static. It is important to note that the branch points to the inside or protected address of the NHS server. This scenario is an example of dynamic mappings.

Reference:

[http://www.cisco.com/c/en/us/td/docs/solutions/Enterprise/WAN\\_and\\_MAN/DMVPDG/DMVPN\\_2\\_Phase2.html](http://www.cisco.com/c/en/us/td/docs/solutions/Enterprise/WAN_and_MAN/DMVPDG/DMVPN_2_Phase2.html)

### QUESTION 329

Which two tunneling techniques determine the IPv4 destination address on a per-packet basis? (Choose two.)

- A. 6to4 tunneling
- B. ISATAP tunneling
- C. manual tunneling
- D. GRE tunneling

**Correct Answer:** AB

**Section:** (none)

**Explanation**

**Explanation/Reference:**

Explanation:

Tunnel Configuration Parameters by Tunneling Type

Tunneling Type

"Pass Any Exam. Any Time." - [www.actualtests.com](http://www.actualtests.com) 346

Tunnel Configuration Parameter

Tunnel Mode

Tunnel Source

Tunnel Destination

Interface Prefix or Address

Manual

ipv6ip

An IPv4 address, or a reference to an interface on which IPv4 is configured.

An IPv4 address.

An IPv6 address.

GRE/IPv4

gre ip

An IPv4 address.

An IPv6 address.

IPv4-

compatible

ipv6ip auto-tunnel

Not required. These are all point-to-multipoint tunneling types. The IPv4 destination address is calculated, on a per-packet basis, from the IPv6 destination.

Not required. The interface address is generated as ::tunnel-source/96.

6to4

ipv6ip 6to4

An IPv6 address. The prefix must embed the tunnel source IPv4 address

ISATAP

ipv6ip isatap

An IPv6 prefix in modified eui-64 format. The IPv6 address is generated from the prefix and the tunnel source IPv4 address.

Reference:

[http://www.cisco.com/c/en/us/td/docs/ios/ipv6/configuration/guide/12\\_4t/ipv6\\_12\\_4t\\_book/ip6-tunnel.html](http://www.cisco.com/c/en/us/td/docs/ios/ipv6/configuration/guide/12_4t/ipv6_12_4t_book/ip6-tunnel.html)

### QUESTION 330

Which two services are used to transport Layer 2 frames across a packet-switched network? (Choose two.)

A. Frame Relay

B. ATM

"Pass Any Exam. Any Time." - [www.actualtests.com](http://www.actualtests.com) 347

C. AToM

D. L2TPv3

**Correct Answer:** CD

**Section:** (none)

**Explanation**

**Explanation/Reference:**

Explanation:

Both AToM and L2TPv3 have the common objective of transmitting packet switched traffic of L2 frames (Frame Relay, ATM, and Ethernet) across a packet-switched network.

Reference: Layer 2 VPN Architectures - Google Books Result Wei Luo, Carlos Pignataro, Anthony Chan

<https://books.google.com/books?isbn=0132796864>

### QUESTION 331

Which two statements about the C-bit and PW type are true? (Choose two.)

- A. The C-bit is 1 byte and the PW type is 15 bytes.
- B. The PW type indicates the type of pseudowire.
- C. The C-bit is 3 bits and the PW type is 10 bits.
- D. The C-bit set to 1 indicates a control word is present.
- E. The PW type indicates the encryption type.

**Correct Answer:** BD

**Section:** (none)

**Explanation**

**Explanation/Reference:**

Explanation:

The control word carries generic and Layer 2 payload-specific information. If the C-bit is set to 1, the advertising PE expects the control word to be present in every pseudowire packet on the pseudowire that is being signaled. If the C-bit is set to 0, no control word is expected to be present. Pseudowire Type--PW Type is a 15-bit field that represents the type of pseudowire.

Reference: <http://www.ciscopress.com/articles/article.asp?p=386788&seqNum=2>

### QUESTION 332

Which statement describes the function of rekey messages?

"Pass Any Exam. Any Time." - [www.actualtests.com](http://www.actualtests.com) 348

- A. They prevent unencrypted traffic from passing through a group member before registration.
- B. They refresh IPsec SAs when the key is about to expire.
- C. They trigger a rekey from the server when configuring the rekey ACL.
- D. They authenticate traffic passing through a particular group member.

**Correct Answer:** B

**Section:** (none)

**Explanation**

**Explanation/Reference:**

Explanation:

Rekey messages are used to refresh IPsec SAs. When the IPsec SAs or the rekey SAs are about to expire, one single rekey message for a particular group is generated on the key server. No new IKE sessions are created for the rekey message distribution. The rekey messages are distributed by the key server over an existing IKE SA. Rekeying can use multicast or unicast messages.

Reference: [http://www.cisco.com/c/en/us/td/docs/ios-xml/ios/sec\\_conn\\_getvpn/configuration/xr-3s/sec-get-vpn-xr-3s-book/sec-get-vpn.html](http://www.cisco.com/c/en/us/td/docs/ios-xml/ios/sec_conn_getvpn/configuration/xr-3s/sec-get-vpn-xr-3s-book/sec-get-vpn.html)

### QUESTION 333

Which three statements about GET VPN are true? (Choose three.)

- A. It encrypts WAN traffic to increase data security and provide transport authentication.
- B. It provides direct communication between sites, which reduces latency and jitter.
- C. It can secure IP multicast, unicast, and broadcast group traffic.
- D. It uses a centralized key server for membership control.
- E. It enables the router to configure tunnels.
- F. It maintains full-mesh connectivity for IP networks.

**Correct Answer:** ABD

**Section:** (none)

**Explanation**

**Explanation/Reference:**

Explanation:

Cisco GET VPN Features and Benefits

Feature

Description and Benefit

Key Services

Key Servers are responsible for ensuring that keys are granted to authenticated and authorized devices only. They maintain the freshness of the key material, pushing re-key messages as well as security policies on a regular basis. The chief characteristics include:

- Key Servers can be located centrally, granting easy control over membership.
- Key Servers are not in the "line of fire" - encrypted application traffic flows directly between VPN

"Pass Any Exam. Any Time." - [www.actualtests.com](http://www.actualtests.com) 349

end points without a bottleneck or an additional point of failure.

- Supports both local and global policies, applicable to all members in a group - such as "Permit any any", a policy to encrypt all traffic.
- Supports IP Multicast to distribute and manage keys, for improved efficiency; Unicast is also supported where IP Multicast is not possible.

Scalability and Throughput

- The full mesh nature of the solution allows devices to communicate directly with each other, without requiring transport through a central hub; this minimizes extra encrypts and decrypts at the hub router; it also helps minimize latency and jitter.

- Efficient handling of IP Multicast traffic by using the core network for replication can boost effective throughput further

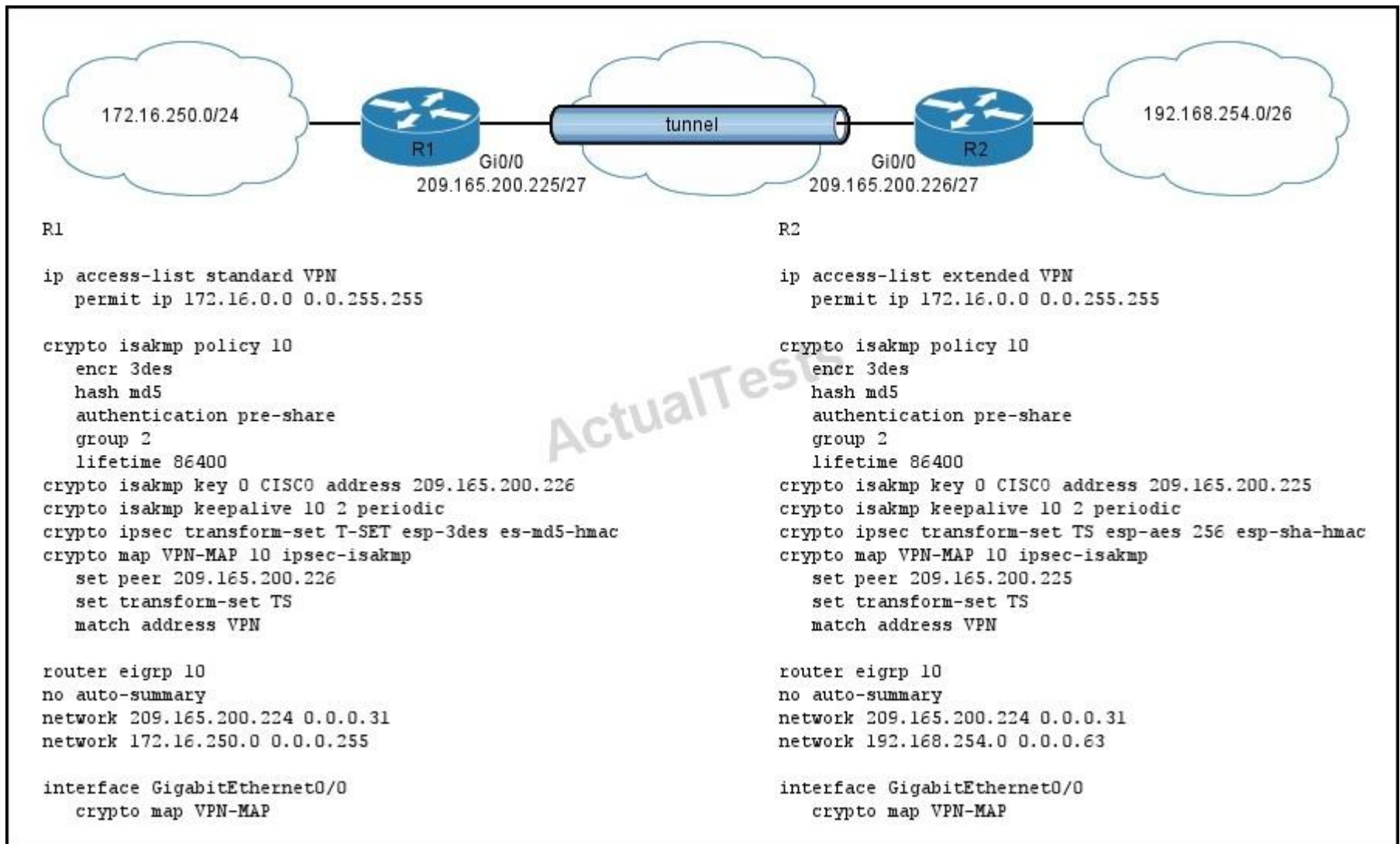
Security

Provides data security and transport authentication, helping to meet security compliance and internal regulation by encrypting all WAN traffic

Reference: [http://www.cisco.com/c/en/us/products/collateral/security/group-encrypted-transport-vpn/product\\_data\\_sheet0900aecd80582067.html](http://www.cisco.com/c/en/us/products/collateral/security/group-encrypted-transport-vpn/product_data_sheet0900aecd80582067.html)

### QUESTION 334

Refer to the exhibit.



"Pass Any Exam. Any Time." - [www.actualtests.com](http://www.actualtests.com) 350

If the traffic flowing from network 192.168.254.0 to 172.16.250.0 is unencrypted, which two actions must you take to enable encryption? (Choose two).

- A. Configure the transform-set on R2 to match the configuration on R1.
- B. Configure the crypto map on R2 to include the correct subnet.
- C. Configure the ISAKMP policy names to match on R1 and R2.
- D. Configure the crypto map names to match on R1 and R2.
- E. Configure the Diffie-Hellman keys used in the ISAKMP policies to be different on R1 and R2.

**Correct Answer:** AB

**Section:** (none)

**Explanation**

**Explanation/Reference:**

Explanation:

A transform set combines an encryption method and an authentication method. During the IPsec security association negotiation with ISAKMP, the peers agree to use a particular transform set to protect a particular data flow. The transform set must be the same for both peers. Also, the crypto map on R2 points to the address name of VPN, which includes 172.16.0.0/16, but it should be the local subnet of 192.168.0.0/16

### QUESTION 335

DRAG DROP

Drag and drop the NHRP flag on the left to the corresponding meaning on the right.

| Drag and drop the NHRP flag on the left to the corresponding meaning on the right. |                                                                                            |
|------------------------------------------------------------------------------------|--------------------------------------------------------------------------------------------|
| authoritative                                                                      | NI IRP information was learned from a forwarded NI IRP packet.                             |
| implicit                                                                           | The NHRP mapping entry is active and process-switched.                                     |
| negative                                                                           | NHRP information was obtained from the next hop server that maintains the NBMA-to-mapping. |
| used                                                                               | The requested NBMA mapping failed.                                                         |

- A.
- B.
- C.
- D.

**Correct Answer:**

**Section: (none)**

**Explanation**

**Explanation/Reference:**

Drag and drop the NHRP flag on the left to the corresponding meaning on the right.

authoritative

implicit

implicit

used

negative

authoritative

used

negative

Explanation:

"Pass Any Exam. Any Time." - [www.actualtests.com](http://www.actualtests.com) 351

|               |
|---------------|
| implicit      |
| used          |
| authoritative |
| negative      |

**QUESTION 336**

Refer to the exhibit.

```
interface tunnel0
 tunnel mode ipv6ip 6to4
 tunnel source 125.203.89.1
 ipv6 address ?
```

Which statement is true about a valid IPv6 address that can be configured on tunnel interface0?

- A. There is not enough information to calculate the IPv6 address.
- B. 6to4 tunneling allows you to use any IPv6 address.
- C. 2001:7DCB:5901::/128 is a valid IPv6 address.
- D. 2002:7DCB:5901::/128 is a valid IPv6 address.

**Correct Answer:** D

**Section:** (none)

**Explanation**

**Explanation/Reference:**

Explanation:

Most IPv6 networks use autoconfiguration, which requires the last 64 bits for the host. The first 64 bits are the IPv6 prefix. The first 16 bits of the prefix are always 2002:, the next 32 bits are the IPv4 address, and the last 16 bits of the prefix are available for addressing multiple IPv6 subnets behind the



same 6to4 router. Since the IPv6 hosts using autoconfiguration already have determined the unique 64 bit host portion of their address, they must simply wait for a Router Advertisement indicating the first 64 bits of prefix to have a complete IPv6 address. A 6to4 router

"Pass Any Exam. Any Time." - [www.actualtests.com](http://www.actualtests.com) 352

will know to send an encapsulated packet directly over IPv4 if the first 16 bits are 2002, using the next 32 as the destination, or otherwise send the packet to a well-known relay server, which has access to native IPv6.

Reference: <http://en.wikipedia.org/wiki/6to4>

### QUESTION 337

Which technology is not necessary to set up a basic MPLS domain?

- A. IP addressing
- B. an IGP
- C. LDP or TDP
- D. CEF
- E. a VRF

**Correct Answer:** E

**Section:** (none)

**Explanation**

**Explanation/Reference:**

Explanation:

The simplest form of VRF implementation is VRF Lite. In this implementation, each router within the network participates in the virtual routing environment in a peer-based fashion. While simple to deploy and appropriate for small to medium enterprises and shared data centres, VRF Lite does not scale to the size required by global enterprises or large carriers, as there is the need to implement each VRF instance on every router, including intermediate routers. VRFs were initially introduced in combination with MPLS, but VRF proved to be so useful that it eventually evolved to live independent of MPLS. This is the historical explanation of the term VRF Lite. Usage of VRFs without MPLS.

Reference: [http://en.wikipedia.org/wiki/Virtual\\_routing\\_and\\_forwarding](http://en.wikipedia.org/wiki/Virtual_routing_and_forwarding)

### QUESTION 338

What is the main component of Unified MPLS?

- A. Multiple IGPs in the network are used, where the loopback IP addresses of the PE routers are aggregated on the area border routers.
- B. Confederations are used to provide scalability.  
"Pass Any Exam. Any Time." - [www.actualtests.com](http://www.actualtests.com) 353
- C. The loopback prefixes from one IGP area are redistributed into BGP without changing the next hop.
- D. The ABR is a BGP route reflector and sets next-hop to self for all reflected routes.

**Correct Answer:** D

**Section:** (none)

**Explanation**

**Explanation/Reference:**

Explanation:

Since the core and aggregation parts of the network are integrated and end-to-end LSPs are provided, the Unified MPLS solution is also referred to as "Seamless MPLS."

New technologies or protocols are not used here, only MPLS, Label Distribution Protocol (LDP), IGP, and BGP. Since you do not want to distribute the loopback prefixes of the PE routers from one part of the network into another part, you need to carry the prefixes in BGP. The Internal Border Gateway Protocol (iBGP) is used in one network, so the next hop address of the prefixes is the loopback prefixes of the PE routers, which is not known by the IGP in the other parts of the network. This means that the next hop address cannot be used to recurse to an IGP prefix. The trick is to make the ABR routers Route Reflectors (RR) and set the next hop to self, even for the reflected iBGP prefixes. In order for this to work, a new knob is needed.

Reference: <http://www.cisco.com/c/en/us/support/docs/multiprotocol-label-switching- mpls/mps/116127-configure-technology-00.html>

### QUESTION 339

For which feature is the address family "rtfilter" used?

- A. Enhanced Route Refresh
- B. MPLS VPN filtering
- C. Route Target Constraint
- D. Unified MPLS

**Correct Answer:** C

**Section:** (none)

**Explanation**

**Explanation/Reference:**

Explanation:

With Multiprotocol Label Switching (MPLS) VPN, the internal Border Gateway Protocol (iBGP) peer or Route Reflector (RR) sends all VPN4 and/or VPN6 prefixes to the PE routers. The PE router drops the VPN4/6 prefixes for which there is no importing VPN routing and forwarding (VRF). This is a behavior where the RR sends VPN4/6 prefixes to the PE router, which it does not need. This is a waste of processing power on the RR and the PE and a waste of bandwidth. With Route Target Constraint (RTC), the RR sends only wanted VPN4/6 prefixes to the PE. 'Wanted' means that the PE has VRF importing the specific prefixes.

"Pass Any Exam. Any Time." - [www.actualtests.com](http://www.actualtests.com) 354

RFC 4684 specifies Route Target Constraint (RTC). The support is through a new address family rtfilter for both VPNv4 and VPNv6.

Reference: <http://www.cisco.com/c/en/us/support/docs/multiprotocol-label-switching- mpls/mps/116062-technologies-technote-restraint-00.html>

#### QUESTION 340

Refer to the exhibit.

```
Codes: '!' - success, 'Q' - request not sent, '.' - timeout,  
      'L' - labeled output interface, 'B' - unlabeled output interface,  
      'D' - DS Map mismatch, 'F' - no FEC mapping, 'f' - FEC mismatch,  
      'M' - malformed request, 'm' - unsupported tlvs, 'N' - no label entry,  
      'P' - no rx intf label prot, 'p' - premature termination of LSP,  
      'R' - transit router, 'I' - unknown upstream index,  
      'X' - unknown return code, 'x' - return code 0
```

Type escape sequence to abort.

```
! size 100, reply addr 70.169.72.33, return code 3  
! size 100, reply addr 70.169.72.33, return code 3  
! size 100, reply addr 70.169.72.33, return code 3  
! size 100, reply addr 70.169.72.33, return code 3  
! size 100, reply addr 70.169.72.33, return code 3
```

Success rate is 100 percent (5/5), round-trip min/avg/max = 4/4/4 ms

What does the return code 3 represent in this output?

- A. The mapping of the replying router for the FEC is different.
- B. The packet is label-switched at stack depth.
- C. The return code is reserved.
- D. The upstream index is unknown.
- E. The replying router was the proper egress for the FEC.

**Correct Answer:** E

**Section:** (none)

**Explanation**

**Explanation/Reference:**

Explanation:

Return Codes

The Return Code is set to zero by the sender. The receiver can set it to one of the values listed below. The notation <RSC> refers to the Return

Subcode. This field is filled in with the stack-depth for those codes that specify that. For all other codes, the Return Subcode MUST be set to zero.

"Pass Any Exam. Any Time." - [www.actualtests.com](http://www.actualtests.com) 355

Value Meaning

-----

- 0 No return code
- 1 Malformed echo request received
- 2 One or more of the TLVs was not understood
- 3 Replying router is an egress for the FEC at stack-depth <RSC>
- 4 Replying router has no mapping for the FEC at stack-depth <RSC>

Reference: <https://www.ietf.org/rfc/rfc4379.txt>

#### **QUESTION 341**

Which two values comprise the VPN ID for an MPLS VPN? (Choose two.)

- A. an OUI
- B. a VPN index
- C. a route distinguisher
- D. a 16-bit AS number
- E. a 32-bit IP address

**Correct Answer:** AB

**Section:** (none)

**Explanation**

**Explanation/Reference:**

Explanation:

Each MPLS VPN ID defined by RFC 2685 consists of the following elements:

Reference: [http://www.cisco.com/c/en/us/td/docs/ios-xml/ios/mp\\_l3\\_vpns/configuration/15-mt/mp-l3-vpns-15-mt-book/mp-assgn-id-vpn.html](http://www.cisco.com/c/en/us/td/docs/ios-xml/ios/mp_l3_vpns/configuration/15-mt/mp-l3-vpns-15-mt-book/mp-assgn-id-vpn.html)

#### **QUESTION 342**

Refer to the exhibit.

"Pass Any Exam. Any Time." - [www.actualtests.com](http://www.actualtests.com) 356



Which LISP component do routers in the public IP network use to forward traffic between the two networks?

- A. EID
- B. RLOC
- C. map server
- D. map resolver

**Correct Answer:** B

**Section:** (none)

**Explanation**

**Explanation/Reference:**

Explanation:

Locator ID Separation Protocol (LISP) is a network architecture and protocol that implements the use of two namespaces instead of a single IP address:

Reference: [http://www.cisco.com/c/en/us/td/docs/ios-xml/ios/iproute\\_lisp/configuration/15-mt/irl-15-mt-book/irl-overview.html](http://www.cisco.com/c/en/us/td/docs/ios-xml/ios/iproute_lisp/configuration/15-mt/irl-15-mt-book/irl-overview.html)

#### **QUESTION 343**

Refer to the exhibit.

```
NHRP: Send Registration Request via Tunnel1 vrf 0, packet size: 108
src: 172.30.10.66, dst: 172.30.10.1
(F) afn: AF_IP(1), type: IP(800), hop: 255, ver: 1
  shtl: 4(NSAP), sstl: 0(NSAP)
  pktsz: 108 extoff: 52
(M) flags: "unique nat ", reqid: 113922
  src NBMA: 10.100.100.193
  src protocol: 172.30.10.66, dst protocol: 172.30.10.1
(C-1) code: no error(0)
  prefix: 32, mtu: 17912, hd_time: 600
  addr_len: 0(NSAP), subaddr_len: 0(NSAP), proto_len: 0, pref: 0
NHRP: Receive Registration Reply via
  addr_len: 0(NSAP), subaddr_len: 0(NSAP), proto_len: 0, pref: 0
```

Which device role could have generated this debug output?

"Pass Any Exam. Any Time." - [www.actualtests.com](http://www.actualtests.com) 357

- A. an NHS only
- B. an NHC only
- C. an NHS or an NHC
- D. a DMVPN hub router

**Correct Answer:** B

**Section:** (none)

**Explanation**

**Explanation/Reference:**

Explanation:

NHRP works off a server/client relationship, where the NHRP clients (let's call them next hop clients/NHCs) register with their next hop server (NHS), it's the responsibility of the NHS to track all of its NHCs this is done with registration request and reply packets. Here we see a registration request, which can only be sent by an NHC.

#### QUESTION 344

Which statement about the NHRP network ID is true?

- A. It is sent from the spoke to the hub to identify the spoke as a member of the same NHRP domain.
- B. It is sent from the hub to the spoke to identify the hub as a member of the same NHRP domain.

- C. It is sent between spokes to identify the spokes as members of the same NHRP domain.
- D. It is a locally significant ID used to define the NHRP domain for an interface.

**Correct Answer:** D

**Section:** (none)

**Explanation**

**Explanation/Reference:**

Explanation:

The NHRP network ID is used to define the NHRP domain for an NHRP interface and differentiate between multiple NHRP domains or networks, when two or more NHRP domains (GRE tunnel interfaces) are available on the same NHRP node (router). The NHRP network ID is used to help keep two NHRP networks (clouds) separate from each other when both are configured on the same router.

The NHRP network ID is a local only parameter. It is significant only to the local router and it is not transmitted in NHRP packets to other NHRP nodes. For this reason the actual value of the NHRP network ID configured on a router need not match the same NHRP network ID on another router where both of these routers are in the same NHRP domain. As NHRP packets arrive on a GRE interface, they are assigned to the local NHRP domain in the NHRP network ID that is configured on that interface.

Reference:

[http://www.cisco.com/c/en/us/td/docs/ios/12\\_4/ip\\_addr/configuration/guide/hadnhrp.html](http://www.cisco.com/c/en/us/td/docs/ios/12_4/ip_addr/configuration/guide/hadnhrp.html)

"Pass Any Exam. Any Time." - www.actualtests.com 358

#### **QUESTION 345**

You are configuring a DMVPN spoke to use IPsec over a physical interface that is located within a VRF. For which three configuration sections must you specify the VRF name? (Choose three.)

- A. the ISAKMP profile
- B. the crypto keyring
- C. the IPsec profile
- D. the IPsec transform set
- E. the tunnel interface
- F. the physical interface

**Correct Answer:** BEF

**Section:** (none)

**Explanation**

**Explanation/Reference:**

Explanation:

ip vrf forwarding vrf-name

Example:

Router(config-if)# ip vrf forwarding green

Associates a virtual private network (VPN) routing and forwarding (VRF) instance with an interface or subinterface.

vrf-name is the name assigned to a VRF.

Router(config-if)# tunnel vrf vrf-name

Example:

Router(config-if)# tunnel vrf finance1

Associates a VPN routing and forwarding (VRF) instance with a specific tunnel destination.

vrf-name is the name assigned to a VRF.

Router(config)# crypto keyring keyring-name [vrf fvr-f-name]

Defines a crypto keyring to be used during IKE authentication and enters keyring configuration

mode.

.

keyring-name--Name of the crypto keyring.

.

fvr-f-name--(Optional) Front door virtual routing and forwarding (FVRF) name to which the keyring will be referenced. fvr-f-name must match the FVRF name that was defined during virtual routing and forwarding (VRF) configuration

"Pass Any Exam. Any Time." - [www.actualtests.com](http://www.actualtests.com) 359

#### **QUESTION 346**

Which IPv6 prefix is used for 6to4 tunnel addresses?

- A. 2001::/23
- B. 2002::/16
- C. 3ffe::/16
- D. 5f00::/8
- E. 2001::/32

**Correct Answer:** B

**Section:** (none)

**Explanation**



**Explanation/Reference:**

Explanation:

6to4 works by taking advantage of a reserved IPv6 prefix, 2002::/16. A 6to4 tunnel interface automatically converts the 32 bits in its IPv6 address following this prefix to a global unicast IPv4 address for transport across an IPv4 network such as the public Internet.

Reference: <http://packetlife.net/blog/2010/mar/15/6to4-ipv6-tunneling/>

**QUESTION 347**

When you configure the ip pmtu command under an L2TPv3 pseudowire class, which two things can happen when a packet exceeds the L2TP path MTU? (Choose two.)

- A. The router drops the packet.
- B. The router always fragments the packet after L2TP/IP encapsulation.
- C. The router drops the packet and sends an ICMP unreachable message back to the sender only if the DF bit is set to 1.
- D. The router always fragments the packet before L2TP/IP encapsulation.
- E. The router fragments the packet after L2TP/IP encapsulation only if the DF bit is set to 0.
- F. The router fragments the packet before L2TP/IP encapsulation only if the DF bit is set to 0.

**Correct Answer:** CF

**Section:** (none)

**Explanation**

**Explanation/Reference:**

Explanation:

If you enable the ip pmtu command in the pseudowire class, the L2TPv3 control channel participates in the path MTU discovery. When you enable this feature, the following processing is performed:

ICMP unreachable messages sent back to the L2TPv3 router are deciphered and the tunnel MTU

"Pass Any Exam. Any Time." - [www.actualtests.com](http://www.actualtests.com) 360

is updated accordingly. In order to receive ICMP unreachable messages for fragmentation errors, the DF bit in the tunnel header is set according to the DF bit value received from the CE, or statically if the ip dfbit set option is enabled. The tunnel MTU is periodically reset to the default value based on a periodic timer.

ICMP unreachable messages are sent back to the clients on the CE side. ICMP unreachable messages are sent to the CE whenever IP packets arrive on the CE-PE interface and have a packet size greater than the tunnel MTU. A Layer 2 header calculation is performed before the ICMP unreachable message is sent to the CE.

Reference: [http://www.cisco.com/c/en/us/td/docs/ios/12\\_0s/feature/guide/l2tpv325.html](http://www.cisco.com/c/en/us/td/docs/ios/12_0s/feature/guide/l2tpv325.html)

#### **QUESTION 348**

Which two parameters does the Tunnel Mode Auto Selection feature select automatically? (Choose two.)

- A. the tunneling protocol
- B. the transport protocol
- C. the ISAKMP profile
- D. the transform-set
- E. the tunnel peer

**Correct Answer:** AB

**Section:** (none)

**Explanation**

**Explanation/Reference:**

Explanation:

The Tunnel Mode Auto Selection feature eases the configuration and spares you about knowing the responder's details. This feature automatically applies the tunneling protocol (GRE or IPsec) and transport protocol (IPv4 or IPv6) on the virtual template as soon as the IKE profile creates the virtual access interface. This feature is useful on dual stack hubs aggregating multivendor remote access, such as Cisco AnyConnect VPN Client, Microsoft Windows7 Client, and so on.

Reference: [http://www.cisco.com/c/en/us/td/docs/ios-xml/ios/sec\\_conn\\_vpnips/configuration/xr-3s/sec-sec-for-vpns-w-ipsec-xr-3s-book/sec-ipsec-virt-tunn.html](http://www.cisco.com/c/en/us/td/docs/ios-xml/ios/sec_conn_vpnips/configuration/xr-3s/sec-sec-for-vpns-w-ipsec-xr-3s-book/sec-ipsec-virt-tunn.html)

#### **QUESTION 349**

"Pass Any Exam. Any Time." - [www.actualtests.com](http://www.actualtests.com) 361

By default, how does a GET VPN group member router handle traffic when it is unable to register to a key server?

- A. All traffic is queued until registration is successful or the queue is full.
- B. All traffic is forwarded through the router unencrypted.
- C. All traffic is forwarded through the router encrypted.
- D. All traffic through the router is dropped.

**Correct Answer:** B

**Section:** (none)

**Explanation**

**Explanation/Reference:**

Explanation:

In the basic GETVPN configuration, the traffic passing through group members will be sent in clear until it registers with the Key Server. This is because the crypto ACL is configured on the KS and GM will get that information only after the registration is successful. This means for a short period of time the traffic can go out unencrypted after a GM is booted up or the existing GETVPN session is cleared manually. This mode is called "fail open" and it is the default behavior. This behavior can be turned off by configuring "Fail Close" mode on the GMs.

Reference: [http://www.cisco.com/c/en/us/products/collateral/security/group-encrypted-transport-vpn/deployment\\_guide\\_c07\\_554713.html](http://www.cisco.com/c/en/us/products/collateral/security/group-encrypted-transport-vpn/deployment_guide_c07_554713.html)

**QUESTION 350**  
**DRAG DROP**

Drag and drop each GET VPN feature on the left to the corresponding function it performs on the right.

Drag and drop each GET VPN feature on the left to the corresponding function it performs on the right.

|      |                                                                                  |
|------|----------------------------------------------------------------------------------|
| CDOI | uses pseudotime to prevent replay                                                |
| KEK  | encrypts the rekey message                                                       |
| SAR  | encrypts data between group members                                              |
| TEK  | handles communication between group members and a group controller or key server |

- A.
- B.
- C.
- D.

**Correct Answer:**  
**Section: (none)**  
**Explanation**

**Explanation/Reference:**  
"Pass Any Exam. Any Time." - [www.actualtests.com](http://www.actualtests.com) 362

Drag and drop each GET VFN feature on the left to the corresponding function it performs on the right.

|      |      |
|------|------|
| CDOI | SAR  |
| KEK  | KEK  |
| SAR  | TEK  |
| TEK  | GDOI |

Explanation:

|      |
|------|
| SAR  |
| KEK  |
| TEK  |
| GDOI |

#### QUESTION 351

MPLS LDP IGP synchronization is configured on a link. The OSPF adjacency on that link is UP but MPLS LDP synchronization is not achieved. Which statement about this scenario is true?

A. The router excludes the link from its OSPF LSA type 1.

- B. The router flushes its own router LSA.
- C. The router advertises the link in its router LSA with max-metric.
- D. The router advertises an LSA type 2 for this link, with the metric set to max-metric.
- E. The router advertises the link and OSPF adjacency as it would when the synchronization is achieved.

**Correct Answer:** C

**Section:** (none)

**Explanation**

**Explanation/Reference:**

Explanation:

To enable LDP-IGP Synchronization on each interface that belongs to an OSPF or IS-IS process, enter the `mpls ldp sync` command. If you do not want some of the interfaces to have LDP-IGP Synchronization enabled, issue the `no mpls ldp igp sync` command on those interfaces. If the LDP peer is reachable, the IGP waits indefinitely (by default) for synchronization to be achieved. To limit the length of time the IGP session must wait, enter the `mpls ldp igp sync`

"Pass Any Exam. Any Time." - [www.actualtests.com](http://www.actualtests.com) 363

holddown command. If the LDP peer is not reachable, the IGP establishes the adjacency to enable the LDP session to be established.

When an IGP adjacency is established on a link but LDP-IGP Synchronization is not yet achieved or is lost, the IGP advertises the max-metric on that link.

Reference: [http://www.cisco.com/c/en/us/td/docs/ios/12\\_0s/feature/guide/fslldpsyn.html](http://www.cisco.com/c/en/us/td/docs/ios/12_0s/feature/guide/fslldpsyn.html)

### **QUESTION 352**

What is the new designation for the MPLS EXP (experimental) bits?

- A. QoS bits
- B. traffic class bits
- C. flow bits
- D. precedence bits

**Correct Answer:** B

**Section:** (none)

**Explanation**

**Explanation/Reference:**

Explanation:

To avoid misunderstanding about how this field may be used, it has become increasingly necessary to rename this field. This document changes the name of the EXP field to the "Traffic Class field" ("TC field"). In doing so, it also updates documents that define the current use of the EXP field.

Reference: <https://tools.ietf.org/html/rfc5462>

### QUESTION 353

Which two options are signaling protocols that are used in MPLS? (Choose two.)

- A. LDP
- B. RSVP
- C. BFD
- D. LISP
- E. CLNS
- F. CDP

"Pass Any Exam. Any Time." - [www.actualtests.com](http://www.actualtests.com) 364

**Correct Answer:** AB

**Section:** (none)

**Explanation**

**Explanation/Reference:**

Explanation:

\* Signaling is the means by which LSRs all along the path know that they are a part of a given LSP. It is a signaling function by which the LSR knows that the internal transit path for the LSP depicted goes from Interface 2 to Interface 4.

\* Label distribution is the means by which an LSR tells an upstream LSR what label value to use for a particular LSP.

There are four protocols that can perform the label distribution function:

- \* Label Distribution Protocol (LDP)
- \* Resource Reservation Protocol with Traffic Engineering Extensions (RSVP-TE)
- \* Constraint-Based Routed LDP (CR-LDP)
- \* Multiprotocol BGP

LDP and RSVP-TE are the two most commonly used label distribution protocols

Reference: <http://www.networkworld.com/article/2237487/cisco-subnet/understanding-mpls-label-distribution.html>

### QUESTION 354

Which option is an incorrect design consideration when deploying OSPF areas?

- A. area 1 - area 0 - MPLS VPN backbone - area 0 - area 2
- B. area 1 - MPLS VPN backbone - area 2
- C. area 1 - MPLS VPN backbone - area 1
- D. area 2 - area 0 - MPLS VPN backbone - area 1
- E. area 0 - area 2 - MPLS VPN superbackbone - area 1

**Correct Answer:** E

**Section:** (none)

**Explanation**

**Explanation/Reference:**

Explanation:

In the case of MPLS-VPN Backbone as The OSPF superbackbone behaves exactly like Area 0 in regular OSPF, so we cannot have two different area 0's that are not directly connected to each other. When area 0 connects to the superbackbone, it simply becomes an extension of area 0.

**QUESTION 355**

Refer to the exhibit.

"Pass Any Exam. Any Time." - www.actualtests.com 365

```
ip vrf 10051
  rd 10.1.1.1:10051
  route-target export 64512:100010051
  route-target import 64512:100010051

ip access-list standard mgmt1-10051
  permit 192.168.1.0 0.0.0.255

route-map 10051-export permit 10
  match ip address mgmt1-10051
  set extcommunity rt 64512:3002300

route-map 10051-export permit 20
  match ip address mgmt1-10051
  set extcommunity rt 64512:2002250 64512:3002300 additive
```

Which statement about the route target for 192.168.1.0/24 is true?

- A. Its route target is 64512:100010051.
- B. Its route targets are 64512:100010051, 64512:2002250, and 64512:3002300.
- C. Its route target is 64512:3002300.
- D. Its route targets are 64512:100010051 and 64512:3002300.
- E. Its route targets are 64512:2002250 and 64512:3002300.

**Correct Answer:** C

**Section:** (none)

**Explanation**

**Explanation/Reference:**

Explanation:

Here we are using route maps to change the route target for the 192.168.1.0/24 network from the default route target of 64512:100010051 to 64512:3002300.

**QUESTION 356**

Which three options are best practices for implementing a DMVPN? (Choose three.)

- A. Use IPsec in tunnel mode.
- B. Implement Dead Peer Detection to detect communication loss.
- C. Configure AES for encryption of transported data.
- D. Configure SHA-1 for encryption of transported data.
- E. Deploy IPsec hardware acceleration to minimize router memory overhead.
- F. Configure QoS services only on the head-end router.

**Correct Answer:** ABC

**Section:** (none)

**Explanation**

**Explanation/Reference:**

"Pass Any Exam. Any Time." - www.actualtests.com 366

Explanation:

Best Practices Summary for Hub-and-Spoke Deployment Model

This section describes the best practices for a dual DMVPN cloud topology with the hub-and-spoke deployment, supporting IP multicast (IPmc) traffic including routing protocols.

The following are general best practices:

Use IPsec in transport mode

.

algorithms to certain countries may be prohibited by law).

.



Implement Dead Peer Detection (DPD) on the spokes to detect loss of communication between peers.

.

Deploy hardware-acceleration of IPsec to minimize router CPU overhead, to support traffic with

low latency and jitter requirements, and for the highest performance for cost.

.

Keep IPsec packet fragmentation to a minimum on the customer network by setting MTU size or using Path MTU Discovery (PMTUD).

.

Use Digital Certificates/Public Key Infrastructure (PKI) for scalable tunnel authentication.

.

Configure a routing protocol (for example, EIGRP, BGP or OSPF) with route summarization for dynamic routing.

.

Set up QoS service policies as appropriate on headend and branch router interfaces to help alleviate interface congestion issues and to attempt to keep higher priority traffic from being dropped during times of congestion.

Reference:

[http://www.cisco.com/c/en/us/td/docs/solutions/Enterprise/WAN\\_and\\_MAN/DMVPDG/DMVPN\\_1.html](http://www.cisco.com/c/en/us/td/docs/solutions/Enterprise/WAN_and_MAN/DMVPDG/DMVPN_1.html)

### **QUESTION 357**

"Pass Any Exam. Any Time." - [www.actualtests.com](http://www.actualtests.com) 367

Which three components comprise the structure of a pseudowire FEC element? (Choose three.)

- A. pseudowire ID
- B. pseudowire type
- C. control word
- D. Layer 3 PDU
- E. header checksum
- F. type of service

**Correct Answer:** ABC

**Section:** (none)

**Explanation**

**Explanation/Reference:**

Explanation:

The Pseudowire ID FEC element has the following components:

Reference: <http://www.ciscopress.com/articles/article.asp?p=386788&seqNum=2>

### **QUESTION 358**

Which IPv6 tunneling type establishes a permanent link between IPv6 domains over IPv4?

- A. IPv4-compatible tunneling
- B. ISATAP tunneling
- C. 6to4 tunneling
- D. manual tunneling

**Correct Answer:** D

**Section:** (none)

**Explanation**

**Explanation/Reference:**

Explanation:

A manually configured tunnel is equivalent to a permanent link between two IPv6 domains over an IPv4 backbone. The primary use is for stable connections that require regular secure communication between two edge routers or between an end system and an edge router, or for connection to remote IPv6 networks.

Reference:

[http://www.cisco.com/c/en/us/td/docs/ios/ipv6/configuration/guide/12\\_4t/ipv6\\_12\\_4t\\_book/ip6-tunnel.html](http://www.cisco.com/c/en/us/td/docs/ios/ipv6/configuration/guide/12_4t/ipv6_12_4t_book/ip6-tunnel.html)

### **QUESTION 359**

In which two modes do IPv6-in-IPv4 tunnels operate? (Choose two.)

- A. tunnel mode
- B. transport mode
- C. 6to4 mode

"Pass Any Exam. Any Time." - [www.actualtests.com](http://www.actualtests.com) 368

- D. 4to6 mode
- E. ISATAP mode

**Correct Answer:** CE

**Section:** (none)

**Explanation**

**Explanation/Reference:**

Explanation:

\*There are 5 tunneling solution in IPv6:\*

\*1. Using the "Tunnel mode ipv6ip", in this case the tunnel source and destination are configured with IPv4 addressing and the tunnel interface is configured with IPv6. This will use protocol 41.

This is used for IPv6/IPv4.

\*

```
R1(config)#int tunnel 1
R1(config-if)#ipv6 address 12:1:12::1/64
R1(config-if)#tunnel source 10.1.12.1
R1(config-if)#tunnel destination 10.1.12.2
R1(config-if)#*tunnel mode ipv6ip*
```

\*2. Using the "Tunnel mode gre ipv6, in this case the tunnel source and destination are all configured with IPv6 addressing. This is used for IPv6/IPv6.

\*

```
BB1(config)#int tunnel 1
BB1(config-if)#ipv6 address 121:1:121::111/64
BB1(config-if)#tunnel source 10:1:111::111
BB1(config-if)#tunnel destination 10:1:112::112
BB1(config-if)#*tunnel mode gre ipv6*
```

\*3. In this case, the third type, the tunnel mode is NOT used at all, note that the tunnel interface is configured with IPv6 and the tunnel source and destination is configured with IPv4 but no mention of tunnel mode. This configuration will use protocol 47. This is used for IPv6/IPv4.

\*

```
R1(config)#int tunnel 13
R1(config-if)#ipv6 address 13:1:13::1/64
R1(config-if)#tunnel source 10.1.13.1
R1(config-if)#tunnel destination 10.1.13.3
```

\*4. Note in this case a special addressing is assigned to the tunnel interface which is a concatenation of a reserved IPv6 address of 2002 followed by the translated IPv4 address of a given interface on the router. In this configuration ONLY the tunnel source address is used and

"Pass Any Exam. Any Time." - www.actualtests.com 369

since the tunnel is automatic, the destination address is NOT configured. The tunnel mode is set to "Tunnel mode ipv6ip 6to4. Note the IPv4 address of 10.1.1.1 is translated to 0A.01.01.01 and once concatenated, it will be "2002:0A01:0101: or 2002:A01:101. This is used for IPv6/IPv4.

```
R1(config)#interface Tunnel14
R1(config-if)#ipv6 address 2002:A01:101::/128
R1(config-if)#tunnel source 10.1.1.1
R1(config-if)#*tunnel mode ipv6ip 6to4*
```

\*5. ISATAP, ISATAP works like 6to4 tunnels, with one major difference, it uses a special IPv6 address which is formed as follows: \*

\*In this tunnel mode, the network portion can be any IPv6 address, whereas in 6to4 it had to start with 2002.\*

\*Note when the IPv6 address is assigned to the tunnel interface, the "eui-64 is used, in this case the host portion of the IPv6 address starts with "0000.5EFE" and then the rest of the host portion is the translated IPv4 address of the tunnel's source IPv4 address. This translation is performed automatically unlike 6to4. This is used for IPv6/IPv4.\*

```
R4(config)#int tunnel 46
R4(config-if)#ipv6 address 46:1:46::/64 eui-64
R4(config-if)#tunnel source 10.44.44.44
R4(config-if)#*tunnel mode ipv6ip ISATAP*
```

### QUESTION 360

Which VPN technology requires the use of an external key server?

- A. GETVPN
- B. GDOI
- C. SSL
- D. DMVPN
- E. IPsec
- F. L2TPv3

**Correct Answer:** A

**Section:** (none)

**Explanation**

**Explanation/Reference:**

Explanation:

A GETVPN deployment has primarily three components, Key Server (KS), Group Member (GM),

"Pass Any Exam. Any Time." - www.actualtests.com 370

and Group Domain of Interpretation (GDOI) protocol. GMs do encrypt/decrypt the traffic and KS distribute the encryption key to all the group members. The KS decides on one single data encryption key for a given life time. Since all GMs use the same key, any GM can decrypt the traffic encrypted by any other GM. GDOI protocol is used between the GM and KS for group key and group SA management. Minimum one KS is required for a GETVPN deployment.

Reference: [http://www.cisco.com/c/en/us/products/collateral/security/group-encrypted-transport-vpn/deployment\\_guide\\_c07\\_554713.html](http://www.cisco.com/c/en/us/products/collateral/security/group-encrypted-transport-vpn/deployment_guide_c07_554713.html)

#### **QUESTION 361**

Which three roles does a key server perform when used with GETVPN? (Choose three.)

- A. It authenticates group members.
- B. It manages security policies.
- C. It creates group keys.
- D. It distributes multicast replication policies.
- E. It distributes multicast replication keys.
- F. It configures and routes the GDOI protocol.

**Correct Answer:** ABC

**Section:** (none)

**Explanation**

**Explanation/Reference:**

Explanation:

Key server is responsible for maintaining security policies, authenticating the Group Members and providing the session key for encrypting traffic. KS authenticates the individual GMs at the time of registration. Only after successful registration the GMs can participate in group SA.

Reference: [http://www.cisco.com/c/en/us/products/collateral/security/group-encrypted-transport-vpn/deployment\\_guide\\_c07\\_554713.html](http://www.cisco.com/c/en/us/products/collateral/security/group-encrypted-transport-vpn/deployment_guide_c07_554713.html)

#### **QUESTION 362**

What is the most secure way to store ISAKMP/IPSec preshared keys in Cisco IOS?

- A. Use the service password-encryption command.
- B. Encrypt the ISAKMP preshared key in secure type 5 format.
- C. Encrypt the ISAKMP preshared key in secure type 7 format.  
"Pass Any Exam. Any Time." - [www.actualtests.com](http://www.actualtests.com) 371
- D. Encrypt the ISAKMP preshared key in secure type 6 format.

**Correct Answer:** D

**Section:** (none)

**Explanation**

**Explanation/Reference:**

Explanation:

Using the Encrypted Preshared Key feature, you can securely store plain text passwords in type 6 format in NVRAM using a command-line interface (CLI). Type 6 passwords are encrypted. Although the encrypted passwords can be seen or retrieved, it is difficult to decrypt them to find out the actual password. This is currently the most secure way to store keys.

Reference: [http://www.cisco.com/c/en/us/td/docs/ios-xml/ios/sec\\_conn\\_ikevpn/configuration/xr-3s/asr1000/sec-ike-for-ipsec-vpns-xr-3s-asr1000-book/sec-encrypt-preshare.html](http://www.cisco.com/c/en/us/td/docs/ios-xml/ios/sec_conn_ikevpn/configuration/xr-3s/asr1000/sec-ike-for-ipsec-vpns-xr-3s-asr1000-book/sec-encrypt-preshare.html)

**QUESTION 363**

DRAG DROP

Drag and drop the DMVPN command on the left to the corresponding function on the right.

|                       |                                                                   |
|-----------------------|-------------------------------------------------------------------|
| ip nhrp map group     | configures mapping from an ip adress to an NBMA mapping           |
| ip nhrp group         | associates an NHRP group to a QoS policy                          |
| ip nhrp map           | allows broadcast packets to be sent over a tunnel                 |
| ip nhrp map multicast | configured an NHRP group                                          |
| ip nhrp nhs           | designates the IP to use for communication to the next hop server |
| ip nhrp responder     | specifies the next hop server                                     |

- A.
- B.
- C.
- D.

**Correct Answer:**

**Section: (none)**

**Explanation**

**Explanation/Reference:**

"Pass Any Exam. Any Time." - [www.actualtests.com](http://www.actualtests.com) 372

|                       |                       |
|-----------------------|-----------------------|
| ip nhrp map group     | ip nhrp map           |
| ip nhrp group         | ip nhrp map group     |
| ip nhrp map           | ip nhrp map multicast |
| ip nhrp map multicast | ip nhrp group         |
| ip nhrp nhs           | ip nhrp nhs           |
| ip nhrp responder     | ip nhrp responder     |

Explanation:

ip nhrp map

ip nhrp map group

ip nhrp map multicast

ip nhrp group

ip nhrp nhs

ip nhrp responder

**QUESTION 364**  
DRAG DROP

Drag and drop the OTV component on the left to the function it performs on the right.

"Pass Any Exam. Any Time." - [www.actualtests.com](http://www.actualtests.com) 373



|                           |                                                     |
|---------------------------|-----------------------------------------------------|
| edge device               | elected by the OTV to provide loop-free multihoming |
| join interface            | connects VLANs to be extended                       |
| internal interface        | receives local OTV hello messages                   |
| overlay interface         | provides an uplink to the overlay network           |
| site VLAN                 | encapsulates layer 2 frames within an IP header     |
| authoritative edge device | connects a site to an overlay network               |

- A.
- B.
- C.
- D.

**Correct Answer:**

**Section: (none)**

**Explanation**

**Explanation/Reference:**

|                           |                           |
|---------------------------|---------------------------|
| edge device               | authoritative edge device |
| join interface            | internal interface        |
| internal interface        | site VLAN                 |
| overlay interface         | join interface            |
| site VLAN                 | overlay interface         |
| authoritative edge device | edge device               |

Explanation:

"Pass Any Exam. Any Time." - [www.actualtests.com](http://www.actualtests.com) 374

authoritative edge device

internal interface

site VLAN

join interface

overlay interface

edge device

#### QUESTION 365

Which two events occur when a packet is decapsulated in a GRE tunnel? (Choose two.)

- A. The destination IPv4 address in the IPv4 payload is used to forward the packet.
- B. The TTL of the payload packet is decremented.
- C. The source IPv4 address in the IPv4 payload is used to forward the packet.
- D. The TTL of the payload packet is incremented.
- E. The version field in the GRE header is incremented.
- F. The GRE keepalive mechanism is reset.

**Correct Answer:** AB

**Section:** (none)

**Explanation**

**Explanation/Reference:**

Explanation:

After the GRE encapsulated packet reaches the remote tunnel endpoint router, the GRE packet is decapsulated. The destination address lookup of the outer IP header (this is the same as the tunnel destination address) will find a local address (receive) entry on the ingress line card.

"Pass Any Exam. Any Time." - [www.actualtests.com](http://www.actualtests.com) 375

The first step in GRE decapsulation is to qualify the tunnel endpoint, before admitting the GRE packet into the router, based on the combination of tunnel source (the same as source IP address of outer IP header) and tunnel destination (the same as destination IP address of outer IP header). If the received packet fails tunnel admittance qualification check, the packet is dropped by the decapsulation router. On successful tunnel admittance check, the decapsulation strips the outer IP and GRE header off the packet, then starts processing the inner payload packet as a regular packet.

When a tunnel endpoint decapsulates a GRE packet, which has an IPv4/IPv6 packet as the payload, the destination address in the IPv4/IPv6 payload packet header is used to forward the packet, and the TTL of the payload packet is decremented.

Reference: [http://www.cisco.com/c/en/us/td/docs/routers/asr9000/software/asr9k\\_r5-3/addr-serv/configuration/guide/b-ipaddr-cg53asr9k/b-ipaddr-cg53asr9k\\_chapter\\_01001.html](http://www.cisco.com/c/en/us/td/docs/routers/asr9000/software/asr9k_r5-3/addr-serv/configuration/guide/b-ipaddr-cg53asr9k/b-ipaddr-cg53asr9k_chapter_01001.html)

### **QUESTION 366**

Refer to the exhibit.

```
crypto isakmp policy 1
  authentication pre-share
crypto isakmp key dmvpn address 0.0.0.0 0.0.0.0
crypto ipsec transform-set vpntrans ah-sha-hmac esp-aes 256 esp-sha-hmac
crypto ipsec profile DMVPN-PROF
  set transform-set vpntrans

policy-map SHAPE
  class class-default
    shape average 200000

interface Loopback0
  ip address 10.1.1.1 255.255.255.0

interface Tunnel0
  ip address 192.168.1.1 255.255.255.0
  no ip next-hop-self eigrp 1
  ip nhrp authentication dmvpn
  ip nhrp map multicast dynamic
  ip nhrp network-id 99
  ip tcp adjust-mss 1360
  no ip split-horizon eigrp 1
  tunnel source Serial1/0
  tunnel mode gre multipoint
  tunnel protection ipsec profile DMVPN-PROF

interface Serial1/0
  ip address 172.16.1.1 255.255.255.248
  encapsulation frame-relay
  frame-relay inverse-arp

router eigrp 1
  network 10.0.0.0
  network 192.168.1.0
```

"Pass Any Exam. Any Time." - [www.actualtests.com](http://www.actualtests.com) 376

The spokes of the DMVPN with the given configuration are having QoS issues.

Which two actions can you take to resolve the problem? (Choose two.)

- A. Configure qos pre-classify on the tunnel interface.
- B. Configure an NHRP group on the tunnel interface and associate it to a QoS policy.
- C. Modify the configuration of the IPsec policy to accept QoS policies.
- D. Manually configure a QoS policy on the serial interface.
- E. Configure the bandwidth statement on the tunnel interface.
- F. Configure the bandwidth statement on the serial interface.

**Correct Answer:** AB

**Section:** (none)

**Explanation**

**Explanation/Reference:**

Explanation:

It is possible to classify based on information that is encrypted, which is needed in this example. You can use an access-list, configured to match the private subnet behind the remote spoke. The qos pre-classify command is used on the tunnel interface, and is required because the traffic is classified by a parameter that is encrypted as the traffic leaves the physical outbound interface. L4 information from the IP data packet can also classify traffic destined to the same private subnet. The "nhrrp map group group-name service-policy output parent-policy-name" command adds the NHRP group to the QoS policy map on the hub.

#### **QUESTION 367**

Which two statements about 6VPE are true? (Choose two.)

- A. It allows a service provider to use an existing MPLS network to provide VPN services to IPv6 customers.
- B. It uses MP-BGP as the carrier protocol to transport IPv6 connectivity.
- C. It provides IPv6 connectivity to MPLS-VPN customers when IPv6 overlay tunneling is also configured.
- D. It allows a service provider to use an existing MPLS network to provide global addressing to their IPv6 customers.
- E. It requires the configuration of a GRE tunnel tagged with a VLAN ID.
- F. It allows a service provider to use an existing L2TPv3 network to provide VPN services to IPv6 customers.

**Correct Answer:** AB

**Section:** (none)

**Explanation**

**Explanation/Reference:**

Explanation:

"Pass Any Exam. Any Time." - [www.actualtests.com](http://www.actualtests.com) 377

The IPv6 MPLS VPN service model is similar to that of IPv4 MPLS VPNs. Service providers who have already deployed MPLS IPv4 VPN services over an IPv4 backbone can deploy IPv6 MPLS VPN services over the same IPv4 backbone by upgrading the PE router IOS version and dual-stack

configuration, without any change on the core routers. IPv4 services can be provided in parallel with IPv6 services. IPv6 VPN service is exactly the same as MPLS VPN for IPv4. 6VPE offers the same architectural features as MPLS VPN for IPv4. It offers IPv6 VPN and uses the same components, such as:

Multiprotocol BGP (MP-BGP) VPN address family

.

Route distinguishers

.

VPN Routing and Forwarding (VRF) instances

.

Site of Origin (SOO)

.

Extended community

.

MP-BGP

Reference: [http://www.cisco.com/c/en/us/td/docs/net\\_mgmt/ip\\_solution\\_center/5-2/mpls\\_vpn/user/guide/mpls52book/ipv6.html](http://www.cisco.com/c/en/us/td/docs/net_mgmt/ip_solution_center/5-2/mpls_vpn/user/guide/mpls52book/ipv6.html)

### **QUESTION 368**

Refer to the exhibit.

"Pass Any Exam. Any Time." - [www.actualtests.com](http://www.actualtests.com) 378

```
R1#show mpls l2transport vc 1611 detail

Local interface: Gi4/0/2 up, line protocol up, Eth VLAN 1611 up
  Destination address: 172.16.12.70, VC ID: 1611, VC status: down
    Output interface: none, imposed label stack {}
    Preferred path: not configured
    Default path: no route
    No adjacency
  Create time: 4w2d, last status change time: 4w2d
  Signaling protocol: LDP, peer 172.16.12.70:0 up
    Targeted Hello: 172.16.192.80(LDP Id) -> 172.16.12.70
    Status TLV support (local/remote) : enabled/unknown (no remote binding)
      Label/status state machine : local ready, LruRnd
      Last local dataplane status rcvd: no fault
      Last local SSS circuit status rcvd: no fault
      Last local SSS circuit status sent: not sent
      Last local LDP TLV status sent: no fault
      Last remote LDP TLV status rcvd: unknown (no remote binding)
    MPLS VC labels: local 4006, remote unassigned
    Group ID: local 0, remote unknown
    MTU: local 1500, remote unknown
    Remote interface description:
  Sequencing: receive disabled, send disabled
  VC statistics:
    packet totals: receive 0, send 0
    byte totals: receive 0, send 0
    packet drops: receive 0, seq error 0, send 0
```

Which three statements about the R1 configuration are true? (Choose three.)

- A. The virtual circuit identifier is 1611 and the virtual circuit is down.
- B. The local label for the circuit is 4006.
- C. The targeted LDP session to the remote peer is up.
- D. The local label for the circuit is 1611.
- E. The virtual circuit identifier is 4006 and the virtual circuit is down.
- F. The circuit is using MPLS VC type 4.

**Correct Answer:** ABC

**Section:** (none)



### Explanation

#### Explanation/Reference:

Explanation:

The number after the vc is the identifier, which is 1611 in this case. Here, the VC status is shown as down.  
As shown, the MPLS VC labels: local 4006, remote unassigned shows the local label used is 4006.  
The targeted LDP session is up as verified by the "Signalling protocol: LDP, peer 172.16.12.70 up" statement in the output.

#### QUESTION 369

"Pass Any Exam. Any Time." - [www.actualtests.com](http://www.actualtests.com) 379  
Which statement about OTV is true?

- A. The overlay interface becomes active only when configuration is complete and it is manually enabled.
- B. OTV data groups can operate only in PIM sparse-mode.
- C. The overlay interface becomes active immediately when it is configured.
- D. The interface facing the OTV groups must be configured with the highest MTU possible.

**Correct Answer:** A

**Section:** (none)

**Explanation**

#### Explanation/Reference:

Explanation:

OTV has the following configuration guidelines and limitations:

Reference: [http://www.cisco.com/c/en/us/td/docs/switches/datacenter/sw/nx-os/OTV/config\\_guide/b\\_Cisco\\_Nexus\\_7000\\_Series\\_NX-OS\\_OTV\\_Configuration\\_Guide/basic-otv.html](http://www.cisco.com/c/en/us/td/docs/switches/datacenter/sw/nx-os/OTV/config_guide/b_Cisco_Nexus_7000_Series_NX-OS_OTV_Configuration_Guide/basic-otv.html)

#### QUESTION 370

DRAG DROP

Drag and drop the MPLS term on the left to the function it performs on the right.

|                         |                                                                        |
|-------------------------|------------------------------------------------------------------------|
| label                   | instructs the router to keep the label when forwarding                 |
| implicit-null           | groups IP packets so that they are given the same forwarding treatment |
| explicit-null           | identifies the group to which an IP packet belongs                     |
| penultimate hop popping | instructs the penultimate router to pop the label before               |
| FEC                     | identifies a layer 2 MPLS connection from one device to                |
| virtual circuit         | pops an MPLS label off one hop before its final destination            |

- A.
- B.
- C.
- D.

**Correct Answer:**

**Section: (none)**

**Explanation**

**Explanation/Reference:**

"Pass Any Exam. Any Time." - [www.actualtests.com](http://www.actualtests.com) 380

|                         |                         |
|-------------------------|-------------------------|
| label                   | explicit-null           |
| implicit-null           | FEC                     |
| explicit-null           | label                   |
| penultimate hop popping | implicit-null           |
| FEC                     | virtual circuit         |
| virtual circuit         | penultimate hop popping |

Explanation:

explicit-null

FEC

label

implicit-null

virtual circuit

penultimate hop popping

#### QUESTION 371

##### DRAG DROP

Drag and drop the NHRP flag on the left to the corresponding meaning on the right.

"Pass Any Exam. Any Time." - [www.actualtests.com](http://www.actualtests.com) 381

|               |                                                                                                                                            |
|---------------|--------------------------------------------------------------------------------------------------------------------------------------------|
| authoritative | The NHRP mapping entry was created from an NHRP registration request                                                                       |
| implicit      | NHRP information was obtained from the next hop server that maintains the NBMA-to-IP mapping                                               |
| unique        | NHRP information was learned from a forwarded NHRP packet                                                                                  |
| registered    | The NHRP mapping entry is protected from being overwritten by a mapping address that has the same IP address and a different NBMA address. |

- A.
- B.
- C.
- D.

**Correct Answer:**

**Section: (none)**

**Explanation**

**Explanation/Reference:**

authoritative

registered

implicit

authoritative

unique

implicit

registered

The NHRP mapping entry is protected from being  
unique  
and a different NBMA address.

Explanation:

registered

authoritative

implicit

unique

"Pass Any Exam. Any Time." - www.actualtests.com 382  
Topic 5, Infrastructure Security

### QUESTION 372

Refer to the exhibit.

```
DOT1X-SP-5-SECURITY_VIOLATION: Security violation on interface GigabitEthernet4/8,  
New MAC address 0080.ad00.c2e4 is seen on the interface in Single host mode  
%PM-SP-4-ERR_DISABLE: security-violation error detected on Gi4/8, putting Gi4/8 in  
err-disable state
```

Which action will solve the error state of this interface when connecting a host behind a Cisco IP phone?

- A. Configure dot1x-port control auto on this interface
- B. Enable errdisable recovery for security violation errors
- C. Enable port security on this interface
- D. Configure multidomain authentication on this interface

**Correct Answer: D**

**Section: (none)**

**Explanation**

**Explanation/Reference:**

Explanation:

In single-host mode, a security violation is triggered when more than one device are detected on the data vlan. In multidomain authentication mode, a security violation is triggered when more than one device are detected on the data or voice VLAN. Here we see that single host mode is being used, not multidomain mode.

Reference: <http://www.cisco.com/c/en/us/td/docs/switches/lan/catalyst4500/12-2/50sg/configuration/guide/Wrapper-46SG/dot1x.html#wp1309041>

### QUESTION 373

What is the goal of Unicast Reverse Path Forwarding?

- A. to verify the reachability of the destination address in forwarded packets
- B. to help control network congestion
- C. to verify the reachability of the destination address in multicast packets
- D. to verify the reachability of the source address in forwarded packets

"Pass Any Exam. Any Time." - www.actualtests.com 383

**Correct Answer:** D

**Section:** (none)

**Explanation**

**Explanation/Reference:**

Explanation:

Network administrators can use Unicast Reverse Path Forwarding (Unicast RPF) to help limit the malicious traffic on an enterprise network. This security feature works by enabling a router to verify the reachability of the source address in packets being forwarded. This capability can limit the appearance of spoofed addresses on a network. If the source IP address is not valid, the packet is discarded.

Reference: <http://www.cisco.com/web/about/security/intelligence/unicast-rpf.html>

#### **QUESTION 374**

Which three features are considered part of the IPv6 first-hop security suite? (Choose three.)

- A. DNS guard
- B. destination guard
- C. DHCP guard
- D. ICMP guard
- E. RA guard
- F. DoS guard

**Correct Answer:** BCE

**Section:** (none)

**Explanation**

**Explanation/Reference:**

Explanation:

Cisco IOS has (at least) these IPv6 first-hop security features:

IPv6 RA Guard rejects fake RA messages coming from host (non-router) ports (not sure whether it handles all possible IPv6 header fragmentation attacks). Interestingly, it can also validate the contents of RA messages (configuration flags, list of prefixes) received through router-facing ports, potentially giving you a safeguard against an attack of fat fingers.

DHCPv6 Guard blocks DHCPv6 messages coming from unauthorized DHCPv6 servers and relays. Like IPv6 RA Guard it also validates the DHCPv6 replies coming from authorized DHCPv6 servers, potentially providing protection against DHCPv6 server misconfiguration. IPv6 Snooping and device tracking builds a IPv6 First-Hop Security Binding Table (nicer name for ND table) by monitoring DHCPv6 and ND messages as well as regular IPv6 traffic. The binding table can be used to stop ND spoofing (in IPv4 world we'd call this feature DHCP Snooping and Dynamic ARP Inspection).

IPv6 Source Guard uses the IPv6 First-Hop Security Binding Table to drop traffic from unknown sources or bogus IPv6 addresses not in the binding table. The switch also tries to recover from



"Pass Any Exam. Any Time." - [www.actualtests.com](http://www.actualtests.com) 384

lost address information, querying DHCPv6 server or using IPv6 neighbor discovery to verify the source IPv6 address after dropping the offending packet(s).

IPv6 Prefix Guard denies illegal off-subnet traffic. It uses information gleaned from RA messages and IA\_PD option of DHCPv6 replies (delegated prefixes) to build the table of valid prefixes.

IPv6 Destination Guard drops IPv6 traffic sent to directly connected destination addresses not in IPv6 First-Hop Security Binding Table, effectively stopping ND exhaustion attacks.

Reference: <http://blog.ipspace.net/2013/07/first-hop-ipv6-security-features-in.html>

### QUESTION 375

Refer to the exhibit.

```
interface GigabitEthernet0
 ip vrf forwarding Mgmt-intf
 ip address 1.1.1.1 255.255.255.0

ip access-list extended telnet-acl
 permit tcp any 1.1.1.1 0.0.0.0 eq 23 log

line vty 0 4
 access-class telnet-acl in
 transport input telnet
```

Why is the router not accessible via Telnet on the GigabitEthernet0 management interface?

- A. The wrong port is being used in the telnet-acl access list.
- B. The subnet mask is incorrect in the telnet-acl access list.
- C. The log keyword needs to be removed from the telnet-acl access list.
- D. The access class needs to have the vrf-also keyword added.

**Correct Answer:** D

**Section:** (none)

**Explanation**

**Explanation/Reference:**

Explanation:

The correct command should be "access-class telnet-acl in vrf-also". If you do not specify the vrf- also keyword, incoming Telnet connections from

interfaces that are part of a VRF are rejected.

"Pass Any Exam. Any Time." - [www.actualtests.com](http://www.actualtests.com) 385

#### **QUESTION 376**

Which two features does the show ipv6 snooping features command show information about? (Choose two.)

- A. RA guard
- B. DHCP guard
- C. ND inspection
- D. source guard

**Correct Answer:** AC

**Section:** (none)

**Explanation**

**Explanation/Reference:**

Explanation:

The show ipv6 snooping features command displays the first-hop features that are configured on the router.

Examples

The following example shows that both IPv6 NDP inspection and IPv6 RA guard are configured on the router:

```
Router# show ipv6 snooping features
```

```
Feature name priority state
```

```
RA guard 100 READY
```

```
NDP inspection 20 READY
```

Reference: <http://www.cisco.com/c/en/us/td/docs/ios-xml/ios/ipv6/command/ipv6-cr-book/ipv6-s5.html>

#### **QUESTION 377**

Refer to the exhibit.

"Pass Any Exam. Any Time." - [www.actualtests.com](http://www.actualtests.com) 386

```
R1#sh policy-map control-plane
Service-policy input: CoPP-POLICY

Class-map: CoPP-CLASS (match-all)
  8 packets, 480 bytes
  5 minute offered rate 0 bps, drop rate 0 bps
  Match: access-group name R9-T0-R2
  police:
    rate 10 pps, burst 0 packets
    conformed 0 packets; actions:
    drop
    exceeded 8 packets; actions:
    drop
    conformed 0 pps, exceed 0 pps

Class-map: class-default (match-any)
  929 packets, 86395 bytes
  5 minute offered rate 0 bps, drop rate 0 bps
  Match: any

R1#sh access-lists
Extended IP access list R9-T0-R2
  10 permit tcp host 10.1.1.9 host 10.10.10.1 eq telnet (4 matches)
  20 deny tcp any any eq telnet (9 matches)
```

Which two statements about how the configuration processes Telnet traffic are true? (Choose two.)

- A. Telnet traffic from 10.1.1.9 to 10.10.10.1 is dropped.
- B. All Telnet traffic is dropped.
- C. Telnet traffic from 10.10.10.1 to 10.1.1.9 is permitted.
- D. Telnet traffic from 10.1.1.9 to 10.10.10.1 is permitted.
- E. Telnet traffic is permitted to all IP addresses.

**Correct Answer:** AC

**Section:** (none)

**Explanation**

**Explanation/Reference:**

Explanation:

The ACL applied to the COPP policy matches only telnet traffic from 10.1.1.9 to 10.10.10.1, all other telnet traffic is not matched and therefore not used in the COPP policy, which means this traffic will be handled normally (accepted). For telnet traffic from 10.1.1.9 to 10.10.10.1, the COPP policy has defined this traffic as an exceed, and dropped.

#### QUESTION 378

Which two statements about port ACLs are true? (Choose two.)

"Pass Any Exam. Any Time." - [www.actualtests.com](http://www.actualtests.com) 387

- A. Port ACLs are supported on physical interfaces and are configured on a Layer 2 interface on a switch.
- B. Port ACLs support both outbound and inbound traffic filtering.
- C. When it is applied to trunk ports, the port ACL filters only native VLAN traffic.
- D. When it is applied to a port with voice VLAN, the port ACL filters both voice and data VLAN traffic.

**Correct Answer:** AD

**Section:** (none)

**Explanation**

**Explanation/Reference:**

Explanation:

PACLs filter incoming traffic on Layer 2 interfaces, using Layer 3 information, Layer 4 header information, or non-IP Layer 2 information. The port ACL (PACL) feature provides the ability to perform access control on specific Layer 2 ports. A Layer 2 port is a physical LAN or trunk port that belongs to a VLAN. Port ACLs perform access control on all traffic entering the specified Layer 2 port, including voice and data VLANs that may be configured on the port. Port ACLs are applied only on the ingress traffic.

Reference: [http://www.cisco.com/c/en/us/td/docs/switches/lan/catalyst6500/ios/12-2SY/configuration/guide/sy\\_swcg/port\\_acls.html](http://www.cisco.com/c/en/us/td/docs/switches/lan/catalyst6500/ios/12-2SY/configuration/guide/sy_swcg/port_acls.html)

#### QUESTION 379

Which two statements about private VLANs are true? (Choose two.)

- A. Only one isolated VLAN can be mapped to a primary VLAN.
- B. Only one community VLAN can be mapped to a primary VLAN.
- C. Multiple isolated VLANs can be mapped to a primary VLAN.
- D. Multiple community VLANs can be mapped to a primary VLAN.

**Correct Answer:** AD

**Section:** (none)

**Explanation**

**Explanation/Reference:**

Explanation:

An isolated VLAN is a secondary VLAN that carries unidirectional traffic upstream from the hosts toward the promiscuous ports. You can configure only one isolated VLAN in a PVLAN domain. An isolated VLAN can have several isolated ports. The traffic from each isolated port also remains completely separate. Only one isolated VLAN can be mapped under a given primary VLAN. A community VLAN is a secondary VLAN that carries upstream traffic from the community ports to the promiscuous port and to other host ports in the same community. You can configure multiple community VLANs in a PVLAN domain. The ports within one community can communicate, but these ports cannot communicate with ports in any other community or isolated VLAN in the private

"Pass Any Exam. Any Time." - [www.actualtests.com](http://www.actualtests.com) 388 VLAN.

Reference:

[http://www.cisco.com/c/en/us/td/docs/switches/datacenter/nexus6000/sw/layer2/6x/b\\_6k\\_Layer2\\_Config\\_6x/b\\_6k\\_Layer2\\_Config\\_602N12\\_chapter\\_011.html](http://www.cisco.com/c/en/us/td/docs/switches/datacenter/nexus6000/sw/layer2/6x/b_6k_Layer2_Config_6x/b_6k_Layer2_Config_602N12_chapter_011.html)

**QUESTION 380**

Refer to the exhibit.

```
aaa new-model
aaa authentication login default local
username cisco privilege 15 password cisco

User Access Verification

Username: cisco
Password:

Router>en
% Error in authentication.

Router>
```

While configuring AAA with a local database, users can log in via Telnet, but receive the message "error in authentication" when they try to go into enable mode. Which action can solve this problem?

A. Configure authorization to allow the enable command.

- B. Use aaa authentication login default enable to allow authentication when using the enable command.
- C. Verify whether an enable password has been configured.
- D. Use aaa authentication enable default enable to allow authentication when using the enable command.

**Correct Answer:** C

**Section:** (none)

**Explanation**

**Explanation/Reference:**

Explanation:

"Pass Any Exam. Any Time." - www.actualtests.com 389

If a different enable password is configured, it will override the privilege level 15 of that user and force the existing password to be used for enable access.

### QUESTION 381

DRAG DROP

|                                                |         |
|------------------------------------------------|---------|
| Encrypts the entire session                    | RADIUS  |
| Uses less memory and CPU on a router           |         |
| Combines authentication and authorization      | TACACS+ |
| Can limit router commands based on user groups |         |

- A.
- B.
- C.
- D.

**Correct Answer:**  
**Section: (none)**  
**Explanation**

**Explanation/Reference:**

|                                                |                                                |
|------------------------------------------------|------------------------------------------------|
| Encrypts the entire session                    | <b>RADIUS</b>                                  |
| Uses less memory and CPU on a router           | Uses less memory and CPU on a router           |
| Combines authentication and authorization      | Combines authentication and authorization      |
| Can limit router commands based on user groups | <b>TACACS+</b>                                 |
|                                                | Encrypts the entire session                    |
|                                                | Can limit router commands based on user groups |

**Explanation:**

|                                                |
|------------------------------------------------|
| <b>RADIUS</b>                                  |
| Uses less memory and CPU on a router           |
| Combines authentication and authorization      |
| <b>TACACS+</b>                                 |
| Encrypts the entire session                    |
| Can limit router commands based on user groups |

"Pass Any Exam. Any Time." - www.actualtests.com 390

### QUESTION 382

#### DRAG DROP

Drag and drop the events on the left to display the correct sequence on the right when CoPP is enabled.

| Drag and drop the events on the left to display the correct sequence on the right when CoPP is enabled.                                                                                                                      |   |
|------------------------------------------------------------------------------------------------------------------------------------------------------------------------------------------------------------------------------|---|
| The packet gets forwarded to the switch CPU.                                                                                                                                                                                 | 1 |
| A packet enters the switch that is configured with CoPP on the ingress port.                                                                                                                                                 | 2 |
| The switch makes a routing or a switching decision, which determines whether or not the packet is destined for the control plane.                                                                                            | 3 |
| The port performs any applicable input port and QoS services.                                                                                                                                                                | 4 |
| Packets that are destined for the control plane are processed by CoPP and are dropped or delivered to the control plane according to each traffic class policy. Packets that have other destinations are forwarded normally. | 5 |

- A.
- B.
- C.
- D.

**Correct Answer:**



Section: (none)  
Explanation

Explanation/Reference:

Drag and drop the events on the left to display the correct sequence on the right when CoPP is enabled.

|                                                                                                                                                                                                                              |                                                                                                                                                                                                                              |
|------------------------------------------------------------------------------------------------------------------------------------------------------------------------------------------------------------------------------|------------------------------------------------------------------------------------------------------------------------------------------------------------------------------------------------------------------------------|
| The packet gets forwarded to the switch CPU.                                                                                                                                                                                 | A packet enters the switch that is configured with CoPP on the ingress port.                                                                                                                                                 |
| A packet enters the switch that is configured with CoPP on the ingress port.                                                                                                                                                 | The port performs any applicable input port and QoS services.                                                                                                                                                                |
| The switch makes a routing or a switching decision, which determines whether or not the packet is destined for the control plane.                                                                                            | The packet gets forwarded to the switch CPU.                                                                                                                                                                                 |
| The port performs any applicable input port and QoS services.                                                                                                                                                                | The switch makes a routing or a switching decision, which determines whether or not the packet is destined for the control plane.                                                                                            |
| Packets that are destined for the control plane are processed by CoPP and are dropped or delivered to the control plane according to each traffic class policy. Packets that have other destinations are forwarded normally. | Packets that are destined for the control plane are processed by CoPP and are dropped or delivered to the control plane according to each traffic class policy. Packets that have other destinations are forwarded normally. |

Explanation:

"Pass Any Exam. Any Time." - www.actualtests.com 391

A packet enters the switch that is configured with CoPP on the ingress port.

The port performs any applicable input port and QoS services.

The packet gets forwarded to the switch CPU.

The switch makes a routing or a switching decision, which determines whether or not the packet is destined for the control plane.

Packets that are destined for the control plane are processed by CoPP and are dropped or delivered to the control plane according to each traffic class policy. Packets that have other destinations are forwarded normally.

### QUESTION 383

Which three condition types can be monitored by crypto conditional debug? (Choose three.)

- A. Peer hostname
- B. SSL
- C. ISAKMP
- D. Flow ID
- E. IPsec
- F. Connection ID

**Correct Answer:** ADF

**Section:** (none)

**Explanation**

**Explanation/Reference:**

Explanation:

## Supported Condition Types

The new crypto conditional debug CLIs--debug crypto condition, debug crypto condition unmatched, and show crypto debug-condition--allow you to specify conditions (filter values) in which to generate and display debug messages related only to the specified conditions. The table below lists the supported condition types.

Table 1 Supported Condition Types for Crypto Debug CLI

"Pass Any Exam. Any Time." - [www.actualtests.com](http://www.actualtests.com) 392

Condition Type (Keyword)

Description

connid 1

An integer between 1-32766. Relevant debug messages will be shown if the current IPsec operation uses this value as the connection ID to interface with the crypto engine.

flowid 1

An integer between 1-32766. Relevant debug messages will be shown if the current IPsec operation uses this value as the flow-ID to interface with the crypto engine.

FVRF

The name string of a virtual private network (VPN) routing and forwarding (VRF) instance. Relevant debug messages will be shown if the current IPsec operation uses this VRF instance as its front-door VRF (FVRF).

IVRF

The name string of a VRF instance. Relevant debug messages will be shown if the current IPsec operation uses this VRF instance as its inside VRF (IVRF).

peer group

A Unity group-name string. Relevant debug messages will be shown if the peer is using this group name as its identity.

peer hostname

A fully qualified domain name (FQDN) string. Relevant debug messages will be shown if the peer is using this string as its identity; for example, if the peer is enabling IKE Xauth with this FQDN string.

peeripaddress

A single IP address. Relevant debug messages will be shown if the current IPsec operation is related to the IP address of this peer.

peer subnet

A subnet and a subnet mask that specify a range of peer IP addresses. Relevant debug messages will be shown if the IP address of the current IPsec peer falls into the specified subnet range.

peer username

A username string. Relevant debug messages will be shown if the peer is using this username as its identity; for example, if the peer is enabling IKE Extended Authentication (Xauth) with this username.

SPI 1

A 32-bit unsigned integer. Relevant debug messages will be shown if the current IPsec operation uses this value as the SPI.

Reference: [http://www.cisco.com/c/en/us/td/docs/ios-xml/ios/sec\\_conn\\_vprips/configuration/x3/sec-sec-for-vpns-w-ipsec-x3-book/sec-crypto-debug-sup.html](http://www.cisco.com/c/en/us/td/docs/ios-xml/ios/sec_conn_vprips/configuration/x3/sec-sec-for-vpns-w-ipsec-x3-book/sec-crypto-debug-sup.html)

"Pass Any Exam. Any Time." - [www.actualtests.com](http://www.actualtests.com) 393

**QUESTION 384**

What is the ip dhcp snooping information option command used for?

- A. It displays information about the DHCP snooping table.
- B. It sends a syslog and an SNMP trap for a DHCP snooping violation.
- C. It enables the DHCP snooping host tracking feature.
- D. It enables DHCP option 82 data insertion.

**Correct Answer:** D

**Section:** (none)

**Explanation**

**Explanation/Reference:**

Explanation:

To enable DHCP option-82 data insertion, perform this task:

Command

Purpose

Step 1

Router(config)# ip dhcp snooping information option

Enables DHCP option-82 data insertion.

Step 2

Router(config)# ip dhcp snooping information option replace

Or:

Router(config-if)# ip dhcp snooping information option replace

(Optional) Replaces the DHCP relay information option received in snooped packets with the switch's option-82 data.

Step 3

Router(config)# do show ip dhcp snooping | include 82

Verifies

Reference: <http://www.cisco.com/c/en/us/td/docs/switches/lan/catalyst6500/ios/12-2SX/configuration/guide/book/snoodhcp.html>

**QUESTION 385**

Which two statements are true about unicast RPF? (Choose two.)

- A. Unicast RPF requires CEF to be enabled.
- B. Unicast RPF strict mode works better with multihomed networks.
- C. Unicast RPF strict mode supports symmetric paths.  
"Pass Any Exam. Any Time." - [www.actualtests.com](http://www.actualtests.com) 394
- D. Unicast RPF strict mode supports asymmetric paths.

E. CEF is optional with Unicast RPF, but when CEF is enabled it provides better performance.

**Correct Answer:** AC

**Section:** (none)

**Explanation**

**Explanation/Reference:**

Explanation:

Unicast RPF requires Cisco express forwarding (CEF) to function properly on the router.

Strict Versus Loose Checking Mode

The Unicast RPF in Strict Mode feature filters ingress IPv4 traffic in strict checking mode and forwards packets only if the following conditions are satisfied.

An IPv4 packet must be received at an interface with the best return path (route) to the packet source (a process called symmetric routing). There must be a route in the Forwarding Information Base (FIB) that matches the route to the receiving interface. Adding a route in the FIB can be done

via static route, network statement, or dynamic routing.

.

IPv4 source addresses at the receiving interface must match the routing entry for the interface.

References:

[http://www.cisco.com/c/en/us/td/docs/ios/12\\_2/security/configuration/guide/fsecur\\_c/scfrpf.html](http://www.cisco.com/c/en/us/td/docs/ios/12_2/security/configuration/guide/fsecur_c/scfrpf.html) [http://www.cisco.com/c/en/us/td/docs/ios/12\\_0s/feature/guide/srpf\\_gsr.html](http://www.cisco.com/c/en/us/td/docs/ios/12_0s/feature/guide/srpf_gsr.html)

#### **QUESTION 386**

Under Cisco IOS Software, which two features are supported in RADIUS Change of Authorization requests? (Choose two.)

- A. session identification
- B. session reauthentication
- C. session termination
- D. host termination

**Correct Answer:** AC

**Section:** (none)

**Explanation**

**Explanation/Reference:**

Explanation:

CoA requests, as described in RFC 5176, are used in a pushed model to allow for session identification, host reauthentication, and session termination. The model comprises one request (CoA-Request) and two possible response codes.

Reference: [http://www.cisco.com/c/en/us/td/docs/ios-xml/ios/sec\\_usr\\_aaa/configuration/15-sy/sec-usr-aaa-15-sy-book/sec-rad-coa.html](http://www.cisco.com/c/en/us/td/docs/ios-xml/ios/sec_usr_aaa/configuration/15-sy/sec-usr-aaa-15-sy-book/sec-rad-coa.html) "Pass Any Exam. Any Time." - [www.actualtests.com](http://www.actualtests.com) 395

### QUESTION 387

DRAG DROP

|                                                             |         |
|-------------------------------------------------------------|---------|
| Uses UDP                                                    | TACACS+ |
| Separates authentication, authorization, and accountability |         |
| Is proprietary to Cisco                                     |         |
| Encrypts only the password                                  |         |
|                                                             | RADIUS  |
|                                                             |         |
|                                                             |         |

- A.
- B.
- C.
- D.

**Correct Answer:**

**Section: (none)**

**Explanation**

**Explanation/Reference:**

|                                                             |
|-------------------------------------------------------------|
| Uses UDP                                                    |
| Separates authentication, authorization, and accountability |
| Is proprietary to Cisco                                     |
| Encrypts only the password                                  |

#### TACACS+

|                                                             |
|-------------------------------------------------------------|
| Is proprietary to Cisco                                     |
| Separates authentication, authorization, and accountability |

#### RADIUS

|                            |
|----------------------------|
| Uses UDP                   |
| Encrypts only the password |

Explanation:

|                                                             |
|-------------------------------------------------------------|
| TACACS+                                                     |
| Is proprietary to Cisco                                     |
| Separates authentication, authorization, and accountability |
| RADIUS                                                      |
| Uses UDP                                                    |
| Encrypts only the password                                  |

#### QUESTION 388

Which technology can be used to secure the core of an STP domain?

"Pass Any Exam. Any Time." - [www.actualtests.com](http://www.actualtests.com) 396

- A. UplinkFast
- B. BPDU guard
- C. BPDU filter
- D. root guard

**Correct Answer:** D

**Section:** (none)

**Explanation**

**Explanation/Reference:**

Explanation:

Since STP does not implement any authentication or encryption to protect the exchange of BPDUs, it is vulnerable to unauthorized participation and attacks. Cisco IOS offers the STP Root Guard feature to enforce the placement of the root bridge and secure the core of the STP domain. STP root guard forces a port to become a designated port so that no switch on the other end of the link can become a root switch. If a port configured for root guard receives a superior BPDU, the port it is received on is blocked. In this way, STP root guard blocks other devices from trying to become the root bridge.

STP root guard should be enabled on all ports that will never connect to a root bridge, for example, all end user ports. This ensures that a root bridge will never be negotiated on those ports.

Reference:

[http://www.cisco.com/c/en/us/td/docs/solutions/Enterprise/Security/Baseline\\_Security/securebase\\_book/sec\\_chap7.html](http://www.cisco.com/c/en/us/td/docs/solutions/Enterprise/Security/Baseline_Security/securebase_book/sec_chap7.html)

### **QUESTION 389**

Which two protocols are not protected in an edge router by using control plane policing? (Choose two.)

- A. SMTP
- B. RPC
- C. SSH
- D. Telnet

**Correct Answer:** AB

**Section:** (none)

**Explanation**

**Explanation/Reference:**

Explanation:

A CoPP policy can limit a number of different packet types that are forwarded to the control plane.

Traffic destined for the switch CPU includes:



- Address Resolution Protocol (ARP)
- First-hop redundancy protocol packets

"Pass Any Exam. Any Time." - [www.actualtests.com](http://www.actualtests.com) 397

- Layer 2 control packets
- Management packets (telnet, Secure Shell [SSH] Protocol, Simple Network Management Protocol [SNMP]) <--- C and D are not correct.
- Multicast control packets
- Routing protocol packets
- Packets with IP options
- Packets with time to live (TTL) set to 1
- Packets that require ACL logging
- Packets that require an initial lookup (first packet in a flow: FIB miss)
- Packets that have don't support hardware switching/routing

Reference: [http://www.cisco.com/c/en/us/products/collateral/switches/catalyst-6500-series-switches/white\\_paper\\_c11\\_553261.html](http://www.cisco.com/c/en/us/products/collateral/switches/catalyst-6500-series-switches/white_paper_c11_553261.html)

### QUESTION 390

Which two statements are true about AAA? (Choose two.)

- A. AAA can use RADIUS, TACACS+, or Windows AD to authenticate users.
- B. If RADIUS is the only method configured in AAA, and the server becomes unreachable, the user will be able to log in to the router using a local username and password.
- C. If the local keyword is not included and the AAA server does not respond, then authorization will never be possible and the connection will fail.
- D. AAA can be used to authenticate the enable password with a AAA server.

**Correct Answer:** CD

**Section:** (none)

**Explanation**

**Explanation/Reference:**

Explanation:

AAA can be used to authenticate user login and the enable passwords.

Example 1: Same Exec Authentication Methods for All Users

Once authenticated with:

aaa authentication login default group radius local

All users who want to log in to the access server have to be authorized using Radius (first method) or local database (second method).

We configure:

aaa authorization exec default group radius local

Note. On the AAA server, Service-Type=1 (login) must be selected.

Note. With this example, if the local keyword is not included and the AAA server does not respond, then authorization will never be possible and the connection will fail.

"Pass Any Exam. Any Time." - [www.actualtests.com](http://www.actualtests.com) 398

Reference: <http://www.cisco.com/c/en/us/support/docs/security-vpn/terminal-access-controller-access-control-system-tacacs-/10384-security.html>

#### QUESTION 391

Which three types of traffic are allowed by IEEE 802.1X access control prior to getting authenticated? (Choose three.)

- A. EAPOL
- B. VTP
- C. STP
- D. ARP
- E. CDP
- F. HTTP

**Correct Answer:** ACE

**Section:** (none)

**Explanation**

**Explanation/Reference:**

Explanation:

Until the client is authenticated, IEEE 802.1x access control allows only Extensible Authentication Protocol over LAN (EAPOL), Cisco Discovery Protocol (CDP), and Spanning Tree Protocol (STP) traffic through the port to which the client is connected. After authentication, normal traffic passes through the port.

Reference: [http://www.cisco.com/c/en/us/td/docs/switches/lan/catalyst3750/software/release/15-0\\_2\\_se/configuration/guide/scg3750/sw8021x.pdf](http://www.cisco.com/c/en/us/td/docs/switches/lan/catalyst3750/software/release/15-0_2_se/configuration/guide/scg3750/sw8021x.pdf)

#### QUESTION 392

Which two statements about MAC ACLs are true? (Choose two.)

- A. They support only inbound filtering.
- B. They support both inbound and outbound filtering.
- C. They are configured with the command `mac access-list standard`.
- D. They can filter non-IP traffic on a VLAN and on a physical interface.

**Correct Answer:** AD

**Section:** (none)

**Explanation**

**Explanation/Reference:**

Explanation:

"Pass Any Exam. Any Time." - [www.actualtests.com](http://www.actualtests.com) 399

MAC ACL, also known as Ethernet ACL, can filter non-IP traffic on a VLAN and on a physical Layer 2 interface by using MAC addresses in a named MAC extended ACL. The steps to configure a MAC ACL are similar to those of extended named ACLs. MAC ACL supports only inbound traffic filtering.

Reference: <http://www.ciscopress.com/articles/article.asp?p=1181682&seqNum=4>

### QUESTION 393

Refer to the exhibit.

```
Router#sh policy-map control-plane
Control Plane

Service-policy output: control-plane-out

Class-map: icmp-class (match-all)
  197314985 packets, 11510114428 bytes
  5 minute offered rate 1000 bps, drop rate 0000 bps
  Match: access-group name killicmpv2
  police:
    cir 1000000 bps, bc 31250 bytes
    conformed 197138885 packets, 11499818077 bytes; actions:
      transmit
    exceeded 176100 packets, 10296351 bytes; actions:
      drop
    conformed 1000 bps, exceed 0000 bps

Class-map: class-default (match-any)
  1126224901 packets, 158790413979 bytes
  5 minute offered rate 41000 bps, drop rate 0000 bps
  Match: any
```

What happens to packets when traffic in the icmp-class class exceeds the policed amount?

- A. Packets are discarded and a message is logged.
- B. Packets are discarded and a trap is sent to any servers that are configured to receive traps.
- C. Packets are discarded silently.
- D. Packets are discarded and an inform is sent to any servers that are configured to receive informs.

**Correct Answer: C**

**Section: (none)**

**Explanation**

**Explanation/Reference:**

Explanation:

```
service-policy {input| output} policy-map-name
```

"Pass Any Exam. Any Time." - [www.actualtests.com](http://www.actualtests.com) 400

Example:

```
Router(config-cp)# service-policy input control-plane-policy
```

Attaches a QoS service policy to the control plane. Note the following points:

In this case, the service policy is set to output, which drops the traffic silently per above.

Reference: [http://www.cisco.com/c/en/us/td/docs/ios-xml/ios/qos\\_plcshp/configuration/15-mt/qos-plcshp-15-mt-book/qos-plcshp-ctrl-pln-plc.html](http://www.cisco.com/c/en/us/td/docs/ios-xml/ios/qos_plcshp/configuration/15-mt/qos-plcshp-15-mt-book/qos-plcshp-ctrl-pln-plc.html)

**QUESTION 394**

Which option is the Cisco recommended method to secure access to the console port?

- A. Configure the activation-character command.
- B. Configure a very short timeout (less than 100 milliseconds) for the port.
- C. Set the privilege level to a value less than 15.
- D. Configure an ACL.

**Correct Answer:** A

**Section:** (none)

**Explanation**

**Explanation/Reference:**

Explanation:

The activation-character command defines a session activation character. Entering this character at a vacant terminal begins a terminal session. The default activation character is the Return key. To secure the console port, you should change this character to a different one as most people simply hit the enter key when trying to access the console.

**QUESTION 395**

DRAG DROP

Drag and drop each SNMP security model and level on the left to the corresponding mode of authentication on the right.

"Pass Any Exam. Any Time." - [www.actualtests.com](http://www.actualtests.com) 401

Drag and drop each SNMP security model and level on the left to the corresponding mode of authentication on the right.

|                      |                                                                         |
|----------------------|-------------------------------------------------------------------------|
| SNMPv2c noAuthNoPriv | provides HMAC-MD5 or HMAC-SHA authentication with DES 56-bit encryption |
| SNMPv3-authNoPriv    | authenticates with a user name match                                    |
| SNMPv3-authPriv      | provides HMAC-MD5 or HMAC-SHA authentication without encryption         |
| SNMPv3-noAuthNoPriv  | authenticates with a community string match                             |

- A.
- B.
- C.
- D.

**Correct Answer:**

**Section: (none)**

**Explanation**

**Explanation/Reference:**

Drag and drop each SNMP security model and level on the left to the corresponding mode of authentication on the right.

|                      |                      |
|----------------------|----------------------|
| SNMPv2c noAuthNoPriv | SNMPv3-authPriv      |
| SNMPv3-authNoPriv    | SNMPv3-noAuthNoPriv  |
| SNMPv3-authPriv      | SNMPv3-authNoPriv    |
| SNMPv3-noAuthNoPriv  | SNMPv2c-noAuthNoPriv |

Explanation:

|                      |
|----------------------|
| SNMPv3-authPriv      |
| SNMPv3-noAuthNoPriv  |
| SNMPv3-authNoPriv    |
| SNMPv2c-noAuthNoPriv |

#### QUESTION 396

Which two Cisco IOS AAA features are available with the local database? (Choose two.)

- A. command authorization
- B. network access authorization

- C. network accounting
- D. network access authentication

**Correct Answer:** AD

**Section:** (none)

**Explanation**

**Explanation/Reference:**

"Pass Any Exam. Any Time." - [www.actualtests.com](http://www.actualtests.com) 402

Explanation:

Configuring the Local Database

This section describes how to manage users in the local database. You can use the local database for CLI access authentication, privileged mode authentication, command authorization, network access authentication, and VPN authentication and authorization. You cannot use the local database for network access authorization. The local database does not support accounting.

Reference:

[http://www.cisco.com/c/en/us/td/docs/security/asa/asa80/configuration/guide/conf\\_gd/aaa.html](http://www.cisco.com/c/en/us/td/docs/security/asa/asa80/configuration/guide/conf_gd/aaa.html)

#### **QUESTION 397**

Which two features are used for inspection when IPv6 address glean is enabled? (Choose two.)

- A. DHCP messages
- B. ND messages
- C. ICMPv6 messages
- D. UDP messages
- E. TCP messages

**Correct Answer:** AB

**Section:** (none)

**Explanation**

**Explanation/Reference:**

Explanation:

IPv6 address glean is the foundation for many other IPv6 features that depend on an accurate binding table. It inspects ND and DHCP messages on a link to glean addresses, and then populates the binding table with these addresses. This feature also enforces address ownership and limits the number of addresses any given node is allowed to claim.

Reference: [http://www.cisco.com/c/en/us/td/docs/ios-xml/ios/ipv6\\_fhsec/configuration/15-s/ipv6-15-s-book/ipv6-snooping.html](http://www.cisco.com/c/en/us/td/docs/ios-xml/ios/ipv6_fhsec/configuration/15-s/ipv6-15-s-book/ipv6-snooping.html)

#### **QUESTION 398**

Which two statements about the protected ports feature and the private VLAN feature are true? (Choose two.)

"Pass Any Exam. Any Time." - [www.actualtests.com](http://www.actualtests.com) 403

- A. The protected ports feature is limited to the local switch.
- B. The protected ports feature can isolate traffic between two "protected" ports on different switches.
- C. The private VLAN feature is limited to the local switch.
- D. The private VLAN feature prevents interhost communication within a VLAN across one or more switches.

**Correct Answer:** AD

**Section:** (none)

**Explanation**

**Explanation/Reference:**

Explanation:

Protected Ports (PVLAN Edge)

In some network environments, there is a requirement for no traffic to be seen or forwarded between host(s) on the same LAN segment, thereby preventing interhost communications. The PVLAN edge feature provisions this isolation by creating a firewall-like barrier, thereby blocking any unicast, broadcast, or multicast traffic among the protected ports on the switch. Note that the significance of the protected port feature is limited to the local switch, and there is no provision in the PVLAN edge feature to isolate traffic between two "protected" ports located on different switches. For this purpose, the PVLAN feature can be used.

Reference: <http://www.ciscopress.com/articles/article.asp?p=1181682&seqNum=2>

**QUESTION 399**

DRAG DROP

Drag and drop the TACACS+ configuration command on the left to the correct function it performs on the right.



|                                                   |                                                                             |
|---------------------------------------------------|-----------------------------------------------------------------------------|
| tacacs-server host 192.168.1.250                  | globally configures a pre-shared TACACS+ key                                |
| tacacs-server host 10.1.1.93 key CISCO            | configures a device to send only a portion of the username                  |
| tacacs-server key CISCO                           | configures the device to send TACACS+ requests to a                         |
| tacacs-server directed-request                    | maintains a single open connection between the device and                   |
| tacacs-server packet 12000                        | configures the device to securely send TACACS+ requests to a TACACS+ server |
| tacacs-server host 172.16.16.25 single-connection | configured the maximum TACACS+ packet size                                  |

"Pass Any Exam. Any Time." - www.actualtests.com 404

- A.
- B.
- C.
- D.

**Correct Answer:**

**Section: (none)**

**Explanation**

**Explanation/Reference:**

tacacs-server host 192.168.1.250

tacacs-server host 10.1.1.93 key CISCO

tacacs-server key CISCO

tacacs-server directed-request

tacacs-server packet 12000

tacacs-server host 172.16.16.25 single-connection

tacacs-server key CISCO

tacacs-server directed-request

tacacs-server host 192.168.1.250

tacacs-server host 172.16.16.25 single-connection

tacacs-server host 10.1.1.93 key CISCO

tacacs-server packet 12000

Explanation:

tacacs-server key CISCO

tacacs-server directed-request

tacacs-server host 192.168.1.250

tacacs-server host 172.16.16.25 single-connection

tacacs-server host 10.1.1.93 key CISCO

tacacs-server packet 12000

**QUESTION 400**

Refer to the exhibit.

"Pass Any Exam. Any Time." - [www.actualtests.com](http://www.actualtests.com) 405

```
username admin privilege 15 password SECUREPASSWORD
aaa new-model
aaa authentication login default group tacacs+ local-case
aaa authentication enable default group tacacs+ enable
aaa authorization console
aaa authorization exec default group tacacs+ if-authenticated
aaa authorization commands 1 default group tacacs+ local if-authenticated
aaa authorization commands 4 default group tacacs+ if-authenticated
aaa authorization commands 15 default group tacacs+ local if-authenticated
aaa accounting exec default start-stop group tacacs+
aaa accounting commands 1 default start-stop group tacacs+
aaa accounting commands 15 default start-stop group tacacs+
aaa session-id common
```

Which two configuration changes enable the user admin to log in to the device? (Choose two.)

- A. Configure the login authentication to be case-insensitive.
- B. Configure the user admin with a password and appropriate privileges.
- C. Configure the login authentication to be case-sensitive.
- D. Modify the configuration to use a named group.
- E. Configure additional login authentication under the terminal lines.

**Correct Answer:** AB

**Section:** (none)

**Explanation**

**Explanation/Reference:**

Explanation:

Usernames and passwords are case-sensitive. Users attempting to log in with an incorrectly cased username or password will be rejected. If users are unable to log into the router with their specific passwords, reconfigure the username and password on the router.

Reference: <http://www.cisco.com/c/en/us/support/docs/ios-nx-os-software/ios-software-releases-110/45843-configpasswords.html>

#### QUESTION 401

Which two advantages does CoPP have over receive path ACLs? (Choose two.)

- A. Only CoPP applies to IP packets and non-IP packets.
- B. Only CoPP applies to receive destination IP packets.

- C. A single instance of CoPP can be applied to all packets to the router, while rACLs require multiple instances.
- D. Only CoPP can rate-limit packets.

**Correct Answer:** AD

**Section:** (none)

**Explanation**

**Explanation/Reference:**

"Pass Any Exam. Any Time." - [www.actualtests.com](http://www.actualtests.com) 406

Explanation:

Control Plane Policing CoPP is the Cisco IOS-wide route processor protection mechanism. As illustrated in Figure 2, and similar to rACLs, CoPP is deployed once to the punt path of the router. However, unlike rACLs that only apply to receive destination IP packets, CoPP applies to all packets that punt to the route processor for handling. CoPP therefore covers not only receive destination IP packets, it also exceptions IP packets and non-IP packets. In addition, CoPP is implemented using the Modular QoS CLI (MQC) framework for policy construction. In this way, in addition to simply permit and deny functions, specific packets may be permitted but rate-limited. This behavior substantially improves the ability to define an effective CoPP policy. (Note: that "Control Plane Policing" is something of a misnomer because CoPP generally protects the punt path to the route processor and not solely the control plane.)

Reference: [http://www.cisco.com/web/about/security/intelligence/coppwp\\_gs.html](http://www.cisco.com/web/about/security/intelligence/coppwp_gs.html)

#### **QUESTION 402**

Which command drops packets with unknown source addresses until you remove a sufficient number of secure MAC addresses to drop below the maximum value, and also causes the Security Violation counter to increment?

- A. switchport port-security violation protect
- B. switchport port-security violation drop
- C. switchport port-security violation shutdown
- D. switchport port-security violation restrict

**Correct Answer:** D

**Section:** (none)

**Explanation**

**Explanation/Reference:**

Explanation:

When configuring port security violation modes, note the following information:

protect--Drops packets with unknown source addresses until you remove a sufficient number of

secure MAC addresses to drop below the maximum value.

.

restrict--Drops packets with unknown source addresses until you remove a sufficient number of

counter to increment.

.

shutdown--Puts the interface into the error-disabled state immediately and sends an SNMP trap "Pass Any Exam. Any Time." - [www.actualtests.com](http://www.actualtests.com)  
407

notification.

Reference: [http://www.cisco.com/c/en/us/td/docs/switches/lan/catalyst6500/ios/12-2SX/configuration/guide/book/port\\_sec.html](http://www.cisco.com/c/en/us/td/docs/switches/lan/catalyst6500/ios/12-2SX/configuration/guide/book/port_sec.html)

Topic 6, Infrastructure Services

#### QUESTION 403

Refer to the exhibit.

```
interface GigabitEthernet0/0/0
 ip address 192.168.1.1 255.255.255.0
 !
 ip ssh version 2
 !
 ip access-list extended protect-ssh
 permit ip any any eq 22
 !
 line vty 0 4
 access-class protect-ssh in
 transport input ssh
```

Which configuration is missing that would enable SSH access on a router that is running Cisco IOS XE Software?

- A. int Gig0/0/0  
management-interface
- B. class-map ssh-class  
match access-group protect-ssh  
policy-map control-plane-in

```
class ssh-class
  police 80000 conform transmit exceed drop
  control-plane
  service-policy input control-plane-in
```

- C. control-plane host  
management-interface GigabitEthernet0/0/0 allow ssh
- D. interface Gig0/0/0  
ip access-group protect-ssh in

**Correct Answer:** C

**Section:** (none)

**Explanation**

**Explanation/Reference:**

"Pass Any Exam. Any Time." - [www.actualtests.com](http://www.actualtests.com) 408

Explanation:

The feature Management Plane Protection (MPP) allows an administrator to restrict on which interfaces management traffic can be received by a device. This allows the administrator additional control over a device and how the device is accessed.

This example shows how to enable the MPP in order to only allow SSH and HTTPS on the GigabitEthernet0/1 interface:

!

```
control-plane host
management-interface GigabitEthernet 0/1 allow ssh https
!
```

Reference: <http://www.cisco.com/c/en/us/support/docs/ip/access-lists/13608-21.html>

#### **QUESTION 404**

Which three modes are valid PfR monitoring modes of operation? (Choose three.)

- A. route monitor mode (based on BGP route changes)
- B. RMON mode (based on RMONv1 and RMONv2 data)
- C. passive mode (based on NetFlow data)
- D. active mode (based on Cisco IP SLA probes)
- E. fast mode (based on Cisco IP SLA probes)
- F. passive mode (based on Cisco IP SLA probes)

**Correct Answer:** CDE

**Section:** (none)

**Explanation**

**Explanation/Reference:**

Explanation:

Modes are:

Mode monitor passive

Passive monitoring is the act of PfR gathering information on user packets assembled into flows by Netflow. Passive monitoring is typically only recommended in Internet edge deployments because active probing is ineffective because of security policies that block probing. PfR, when enabled, automatically enables Netflow on the managed interfaces on the Border Routers. By aggregating this information on the Border Routers and periodically reporting the collected data to the Master Controller, the network prefixes and applications in use can automatically be learned.

Mode monitor active

Active monitoring is the act of generating Cisco IOS IP Service Level Agreements (SLAs) probes

"Pass Any Exam. Any Time." - [www.actualtests.com](http://www.actualtests.com) 409

to generate test traffic for the purpose of obtaining information regarding the characteristics of the WAN links. PfR can either implicitly generates active probes when passive monitoring has identified destination hosts, or the network manager can explicitly configured probes in the PfR configuration.

When jitter probes are used (common use case), Target Discovery is used to learn the respond address and to automatically generate the probes.

Mode monitor Fast

This mode generates active probes through all exists continuously at the configured probe frequency. This differs from either active or both modes in that these modes only generate probes through alternate paths (exits) in the event the current path is out-of-policy.

Reference: [http://docwiki.cisco.com/wiki/PfR:Technology\\_Overview#Mode\\_monitor\\_passive](http://docwiki.cisco.com/wiki/PfR:Technology_Overview#Mode_monitor_passive)

**QUESTION 405**

Refer to the exhibit.



```
MC#sh pfr master border detail
Border          Status  UP/DOWN      AuthFail  Version
10.1.1.1        ACTIVE  UP           00:52:21    0    3.0
  Et0/0          INTERNAL UP
  Et0/1          EXTERNAL UP

External        Capacity  Max BW  BW Used  Load Status  Exit Id
Interface        (kbps)  (kbps)  (kbps)  (%)
-----
Et0/1            Tx      500      450     192    39 UP        2
                  Rx      500      49      9
-----

Border          Status  UP/DOWN      AuthFail  Version
10.1.1.2        ACTIVE  UP           00:52:21    0    3.0
  Et0/0          INTERNAL UP
  Et0/1          EXTERNAL UP

External        Capacity  Max BW  BW Used  Load Status  Exit Id
Interface        (kbps)  (kbps)  (kbps)  (%)
-----
Et0/1            Tx      500      450     175    33 UP        1
                  Rx      500      0       0     0
```

Which statement is true?

- A. The Cisco PfR state is UP; however, the external interface Et0/1 of border router 10.1.1.1 has exceeded the maximum available bandwidth threshold.
- B. The Cisco PfR state is UP; however, an issue is preventing the border router from establishing a TCP session to the master controller.
- C. The Cisco PfR state is UP and is able to monitor traffic flows; however, MD5 authentication has not been successful between the master controller and the border routers.
- D. The Cisco PfR State is UP; however, the receive capacity was not configured for inbound traffic.  
"Pass Any Exam. Any Time." - www.actualtests.com 410
- E. The Cisco PfR state is UP, and the link utilization out-of-policy threshold is set to 90 percent for traffic exiting the external links.

**Correct Answer:** E

**Section:** (none)

**Explanation**

**Explanation/Reference:**

Explanation:

All three interfaces show as UP, and the capacity is set to 500 kbps, with the max threshold set to 450 kbps (90% of 500kbps).

**QUESTION 406**

In the DiffServ model, which class represents the highest priority with the highest drop probability?

- A. AF11
- B. AF13
- C. AF41
- D. AF43

**Correct Answer:** D

**Section:** (none)

**Explanation**

**Explanation/Reference:**

Explanation:

AF43 -- Assured forwarding, high drop probability, Class 4 DSCP, and Flash-override precedence.

Table of AF Classes and Drop Priority

Drop Precedence

Class 1

Class 2

Class 3

Class 4

Low drop

AF11

DSCP 10

001010

AF21

DSCP 18

010010

AF31

DSCP 26

"Pass Any Exam. Any Time." - www.actualtests.com 411

011010

AF41

DSCP 34

100010

Medium drop

AF12

DSCP 12

001100

AF22

DSCP 20

010100

AF32

DSCP 28

011100

AF42

DSCP 36

100100

High drop

AF13

DSCP 14

001110

AF23

DSCP 22

010110

AF33

DSCP 30

011110

AF43

DSCP 38

100110

Reference:

[https://www.informit.com/library/content.aspx?b=CCIE\\_Practical\\_Studies\\_II&seqNum=56](https://www.informit.com/library/content.aspx?b=CCIE_Practical_Studies_II&seqNum=56)

#### **QUESTION 407**

Refer to the exhibit.

"Pass Any Exam. Any Time." - www.actualtests.com 412

```
Entry number: 1
Owner:
Tag:
Type of operation to perform: echo
Target address/Source address: 172.16.129.9/0.0.0.0
Type of Service parameter: 0x0
Request size (APR data portion): 28
Operation timeout (milliseconds): 5000
Verify data: No
Vrf Name:
Schedule:
    Operation frequency (seconds): 10
    Next Scheduled Start Time: Pending trigger
    Group Scheduled : FALSE
    Randomly Scheduled : FALSE
    Life (seconds): 3600
    Entry Ageout (seconds): never
    Recurring (Starting Everyday): FALSE
    Status of entry (SNMP RowStatus): notInService
Threshold (milliseconds): 5000
Distribution Statistics:
    Number of statistic hours kept: 2
    Number of statistic distribution buckets kept: 1
    Statistic distribution interval (milliseconds): 20
History Statistics:
    Number of history Lives kept: 0
    Number of history Buckets kept: 15
    History Filter Type: None
Enhanced History:
```

Which statement about this IP SLA is true?

- A. The SLA must also have a schedule configured before it will start.
- B. The TTL of the SLA packets is 10.
- C. The SLA has a timeout of 3.6 seconds.
- D. The SLA has a lifetime of 5 seconds.

**Correct Answer:** A

**Section:** (none)

**Explanation**

**Explanation/Reference:**

Explanation:

When you configure an IP SLAs operation, you must schedule the operation to begin capturing statistics and collecting error information. You can schedule an operation to start immediately or to start at a certain month, day, and hour. You can use the pending option to set the operation to start at a later time. The pending option is an internal state of the operation that is visible through SNMP. The pending state is also used when an operation is a reaction (threshold) operation

"Pass Any Exam. Any Time." - [www.actualtests.com](http://www.actualtests.com) 413

waiting to be triggered. You can schedule a single IP SLAs operation or a group of operations at one time. We can see in this output that the IP SLA is still in a pending trigger state.

Reference: <http://www.cisco.com/c/en/us/td/docs/switches/lan/catalyst4500/12-2/44sg/configuration/guide/Wrapper-44SG/swipsla.html>

**QUESTION 408**

Which three actions are required when configuring NAT-PT? (Choose three.)

- A. Enable NAT-PT globally.
- B. Specify an IPv4-to-IPv6 translation.
- C. Specify an IPv6-to-IPv4 translation.
- D. Specify a ::/96 prefix that will map to an IPv4 address.
- E. Specify a ::/48 prefix that will map to a MAC address.
- F. Specify a ::/32 prefix that will map to an IPv6 address.

**Correct Answer:** BCD

**Section:** (none)

**Explanation**

**Explanation/Reference:**

Explanation:

The detailed steps on configuring NAT-PT is found at the reference link below:

Reference:

[http://www.cisco.com/c/en/us/td/docs/ios/ipv6/configuration/guide/12\\_4t/ipv6\\_12\\_4t\\_book/ip6-nat\\_trnsln.html](http://www.cisco.com/c/en/us/td/docs/ios/ipv6/configuration/guide/12_4t/ipv6_12_4t_book/ip6-nat_trnsln.html)

**QUESTION 409**

Refer to the exhibit.

```
Cos-dscp map:
cos:    0  1  2  3  4  5  6  7
-----
dscp:    0  8 16 46 36 38 42 32
```

"Pass Any Exam. Any Time." - [www.actualtests.com](http://www.actualtests.com) 414  
Which statement about this COS-DSCP mapping is true?

- A. The expedited forwarding DSCP is mapped to COS 3.
- B. COS 16 is mapped to DSCP 2.
- C. The default COS is mapped to DSCP 32.
- D. This mapping is the default COS-DSCP mapping on Cisco switches.

**Correct Answer:** A

**Section:** (none)

**Explanation**

**Explanation/Reference:**

Explanation:

Here we see that COS 3 is mapped to DSCP 46, which is the Expedited forwarding class:

The Expedited Forwarding (EF) model is used to provide resources to latency (delay) sensitive real-time, interactive traffic. The EF model uses one marking -- DSCP 46.

#### QUESTION 410

Which three statements about implementing a NAT application layer gateway in a network are true? (Choose three.)

- A. It allows client applications to use dynamic ports to communicate with a server regardless of whether NAT is being used.
- B. It maintains granular security over application-specific data.
- C. It allows synchronization between multiple streams of data between two hosts.
- D. Application layer gateway is used only in VoIP/SIP deployments.
- E. Client applications require additional configuration to use an application layer gateway.
- F. An application layer gateway inspects only the first 64 bytes of a packet before forwarding it through the network.

**Correct Answer:** ABC

**Section:** (none)

**Explanation**

**Explanation/Reference:**

Explanation:

An application-level gateway (ALG), also known as an application-layer gateway, is an application that translates the IP address information inside the payload of an application packet. An ALG is used to interpret the application-layer protocol and perform firewall and Network Address Translation (NAT) actions. These actions can be one or more of the following depending on your configuration of the firewall and NAT:

Reference: [http://www.cisco.com/c/en/us/td/docs/ios-xml/ios/ipaddr\\_nat/configuration/xr-3s/asr1000/nat-xr-3s-asr1k-book/fw-msrpc-supp.html](http://www.cisco.com/c/en/us/td/docs/ios-xml/ios/ipaddr_nat/configuration/xr-3s/asr1000/nat-xr-3s-asr1k-book/fw-msrpc-supp.html)

"Pass Any Exam. Any Time." - [www.actualtests.com](http://www.actualtests.com) 415

**QUESTION 411**

Refer to the exhibit.

```
RouterA(config)#ip options drop
```

At which location will the benefit of this configuration be observed?

- A. on Router A and its upstream routers
- B. on Router A and its downstream routers
- C. on Router A only
- D. on Router A and all of its ARP neighbors

**Correct Answer:** B

**Section:** (none)

**Explanation**

**Explanation/Reference:**

Explanation:

The following example shows how to configure the router (and downstream routers) to drop all options packets that enter the network:  
Router(config)# ip options drop

Reference: [http://www.cisco.com/c/en/us/td/docs/ios/12\\_0s/feature/guide/sel\\_drop.html](http://www.cisco.com/c/en/us/td/docs/ios/12_0s/feature/guide/sel_drop.html)

**QUESTION 412**

Which statement about shaped round robin queuing is true?

- A. Queues with higher configured weights are serviced first.
- B. The device waits a period of time, set by the configured weight, before servicing the next queue.

- C. The device services a single queue completely before moving on to the next queue.
- D. Shaped mode is available on both the ingress and egress queues.

**Correct Answer:** A

**Section:** (none)

**Explanation**

**Explanation/Reference:**

Explanation:

SRR is scheduling service for specifying the rate at which packets are dequeued. With SRR there

"Pass Any Exam. Any Time." - [www.actualtests.com](http://www.actualtests.com) 416

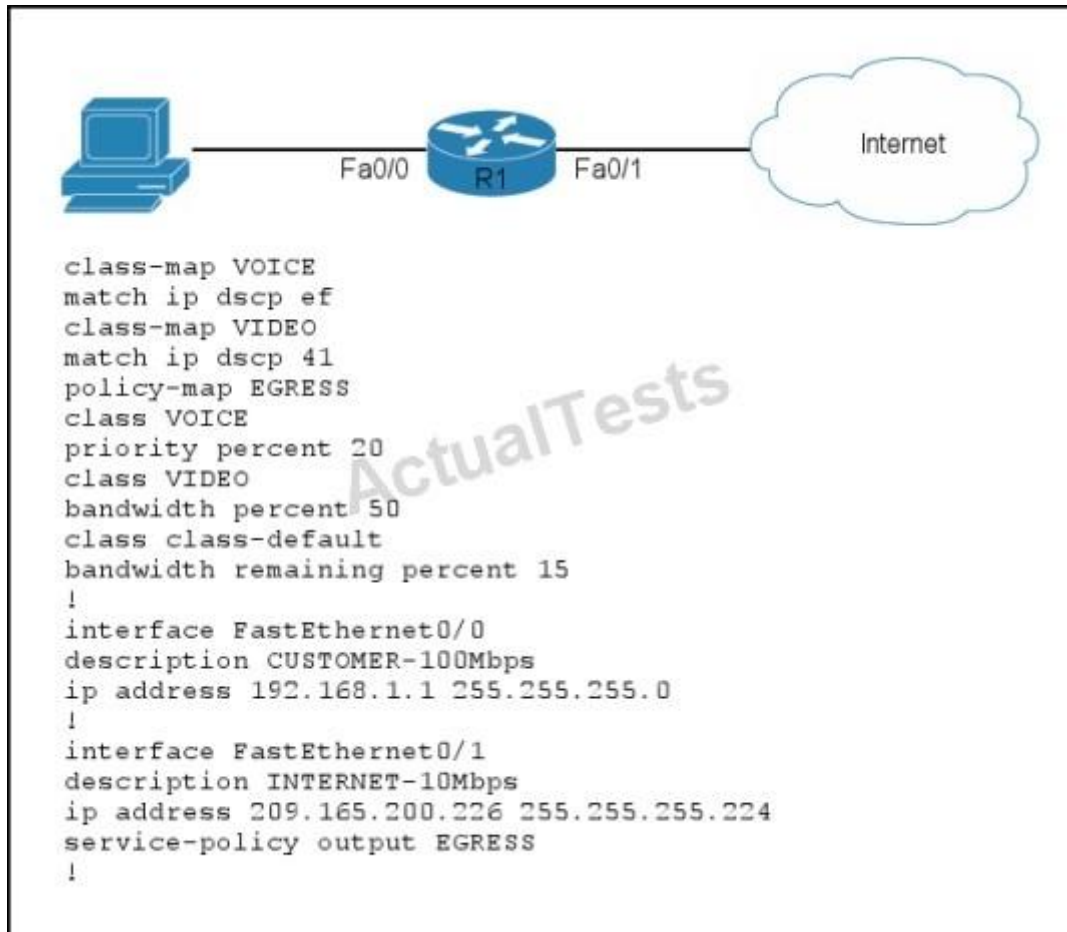
are two modes, shaped and shared. Shaped mode is only available on the egress queues SRR differs from typical WRR. With WRR queues are serviced based on the weight. Q1 is serviced for weight 1 period of time, Q2 is served for weight 2 period of time, and so forth. The servicing mechanism works by moving from queue to queue and services them for the weighted amount of time. With SRR weights are still followed; however, SRR services Q1, moves to Q2, then Q3 and Q4 in a different way. It does not wait at and service each queue for a weighted amount of time before moving on to the next queue. Instead, SRR makes several rapid passes at the queues; in each pass, each queue might or might not be serviced. For each given pass, the more highly weighted queues are more likely to be serviced than the lower priority queues.

Reference: [http://www.cisco.com/c/en/us/products/collateral/switches/catalyst-3560-e-series-switches/prod\\_qas0900aecd805bacc7.html](http://www.cisco.com/c/en/us/products/collateral/switches/catalyst-3560-e-series-switches/prod_qas0900aecd805bacc7.html)

#### **QUESTION 413**

Refer to the exhibit.





You discover that only 1.5 Mb/s of web traffic can pass during times of congestion on the given

"Pass Any Exam. Any Time." - [www.actualtests.com](http://www.actualtests.com) 417  
network.

Which two options are possible reasons for this limitation? (Choose two.)

- A. The web traffic class has too little bandwidth reservation.
- B. Video traffic is using too much bandwidth.
- C. The service-policy is on the wrong interface.

- D. The service-policy is going in the wrong direction.
- E. The NAT policy is adding too much overhead.

**Correct Answer:** AB

**Section:** (none)

**Explanation**

**Explanation/Reference:**

Explanation:

In this example, the web traffic will fall into the default class, which is only 15 percent of the 10Mbps Internet connection (1.5Mbps). Meanwhile, video traffic is allowed 50% of the 10 Mbps.

#### QUESTION 414

Refer to the exhibit.

```
snmp-server community public RO 2
snmp-server trap-source Loopback0
snmp-server chassis-id HONGKONG
snmp-server enable traps snmp linkdown linkup coldstart
snmp-server enable traps ospf state-change
snmp-server enable traps bgp state-changes
snmp-server enable traps pim neighbor-change
snmp-server enable traps cpu threshold
snmp-server enable traps mpls ldp
snmp-server host 192.168.252.254 version 2c public
```

Which statement about this device configuration is true?

- A. The NMS needs a specific route configured to enable it to reach the Loopback0 interface of the device.
  - B. The ifindex of the device could be different when the device is reloaded.
  - C. The device will allow anyone to poll it via the public community.
  - D. The device configuration requires the AuthNoPriv security level.
- "Pass Any Exam. Any Time." - www.actualtests.com 418

**Correct Answer:** B

**Section:** (none)

**Explanation**

**Explanation/Reference:**

Explanation:

One of the most commonly used identifiers in SNMP-based network management applications is the Interface Index (ifIndex) value. IfIndex is a unique identifying number associated with a physical or logical interface. For most software, the ifIndex is the name of the interface. Although relevant RFCs do not require that the correspondence between particular ifIndex values and their interfaces be maintained across reboots, applications such as device inventory, billing, and fault detection depend on this correspondence.

Consider a situation where a simple monitoring software (like MRTG) is polling the interface statistics of the router specific serial interface going to the internet.

As an example, you could have these conditions prior to re-initialization:

physical port  
ifIndex  
ethernet port  
tokenring port  
serial port

Therefore, the management application is polling the ifIndex 3, which corresponds to the serial port.

After the router re-initialization (reboot, reload and so on) the conditions change to something similar to this:

physical port  
ifIndex  
ethernet port  
tokenring port  
serial port

The management application continues polling the ifIndex 3, which corresponds now to the ethernet port. Therefore, if the management application is not warned by a trap, for example, that the router has been rebooted, the statistics polled could be completely wrong.

Reference: <http://www.cisco.com/c/en/us/support/docs/ip/simple-network-management-protocol->

"Pass Any Exam. Any Time." - [www.actualtests.com](http://www.actualtests.com) 419  
[snmp/28420-ifIndex-Persistence.html](http://www.actualtests.com/snmp/28420-ifIndex-Persistence.html)

**QUESTION 415**

Which three steps are necessary to enable SSH? (Choose three.)

- A. generating an RSA or DSA cryptographic key
- B. configuring the version of SSH
- C. configuring a domain name
- D. configuring VTY lines for use with SSH
- E. configuring the port for SSH to listen for connections
- F. generating an AES or SHA cryptographic key

**Correct Answer:** ACD

**Section:** (none)

**Explanation**

**Explanation/Reference:**

Explanation:

Here are the steps:

1. Configure a hostname for the router using these commands.

yourname#configure terminal

Enter configuration commands, one per line. End with CNTL/Z.

yourname (config)#hostname LabRouter

LabRouter(config)#

2. Configure a domain name with the ip domain-name command followed by whatever you would like your domain name to be. I used CiscoLab.com.

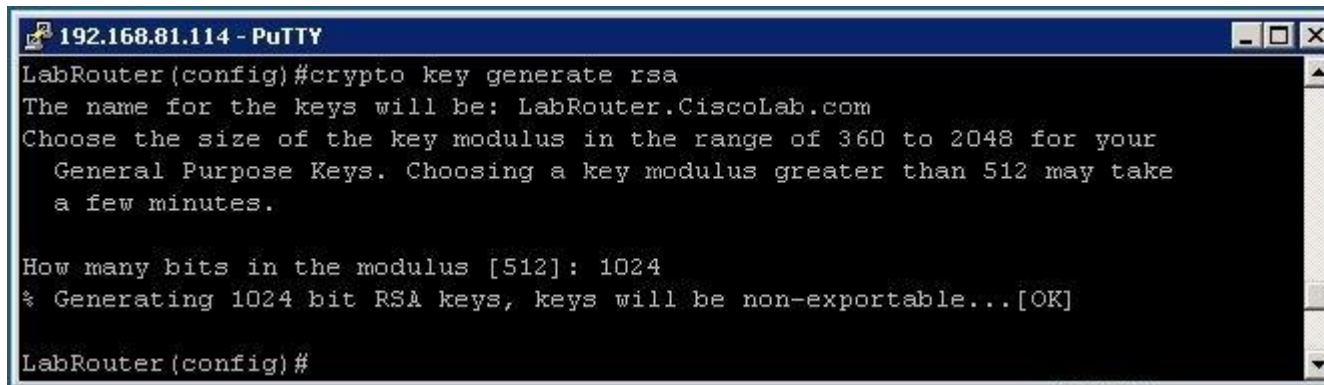
LabRouter(config)#ip domain-name CiscoLab.com

3. We generate a certificate that will be used to encrypt the SSH packets using the crypto key generate rsa command.

Take note of the message that is displayed right after we enter this command. "The name for the keys will be LabRouter.CiscoLab.com" -- it combines the hostname of the router along with the domain name we configured to get the name of the encryption key generated; this is why it was important for us to, first of all, configure a hostname then a domain name before we generated the keys.

Notice also that it asks us to choose a size of modulus for the key we're about to generate. The higher the modulus, the stronger the encryption of the key. For our example, we'll use a modulus of 1024.

"Pass Any Exam. Any Time." - www.actualtests.com 420



```
192.168.81.114 - PuTTY
LabRouter(config)#crypto key generate rsa
The name for the keys will be: LabRouter.CiscoLab.com
Choose the size of the key modulus in the range of 360 to 2048 for your
  General Purpose Keys. Choosing a key modulus greater than 512 may take
  a few minutes.

How many bits in the modulus [512]: 1024
% Generating 1024 bit RSA keys, keys will be non-exportable...[OK]
LabRouter(config)#
```

4. Now that we've generated the key, our next step would be to configure our vty lines for SSH access and specify which database we are going to use to provide authentication to the device.

The local database on the router will do just fine for this example.

LabRouter(config)#line vty 0 4

LabRouter(config-line)#login local

LabRouter(config-line)#transport input ssh

5. You will need to create an account on the local router's database to be used for authenticating to the device. This can be accomplished with these commands.

LabRouter(config)#username XXXX privilege 15 secret XXXX

Reference: <http://blog.pluralsight.com/configure-secure-shell-ssh-on-cisco-router>

#### QUESTION 416

Refer to the exhibit.

```
event manager applet LARGECONFIG
  event cli pattern "show running-config" sync yes
  action 1.0 puts "Warning! This device has a VERY LARGE configuration
    and may take some time to process"
  action 1.1 puts newline "Do you wish to continue [Y/N]"
  action 1.2 gets response
  action 1.3 string toupper "$response"
  action 1.4 string match "$_string_result" "Y"
  action 2.0 if $_string_result eq 1
  action 2.1 cli command "enable"
  action 2.2 cli command "show running-config"
  action 2.3 puts $_cli_result
  action 2.4 cli command "exit"
  action 2.9 end
```

Which two statements about the EEM applet configuration are true? (Choose two.)

"Pass Any Exam. Any Time." - [www.actualtests.com](http://www.actualtests.com) 421

- A. The EEM applet runs before the CLI command is executed.
- B. The EEM applet runs after the CLI command is executed.
- C. The EEM applet requires a case-insensitive response.
- D. The running configuration is displayed only if the letter Y is entered at the CLI.

**Correct Answer:** AD

**Section:** (none)

**Explanation**

**Explanation/Reference:**

Explanation:

sync

Indicates whether the policy should be executed synchronously before the CLI command executes.

nocase

(Optional) Specifies case insensitive comparison.

Here we see that the sync knob was enabled so A is correct. However, C is not correct as the nocase argument was not used, so the applet is configured to display the config only if a capital Y is issued.

Reference: <http://www.cisco.com/c/en/us/td/docs/ios-xml/ios/eem/command/eem-cr-book/eem-cr-a2.html>

#### **QUESTION 417**

Which variable in an EEM applet is set when you use the sync yes option?

- A. \$\_cli\_result
- B. \$\_result
- C. \$\_string\_result
- D. \$\_exit\_status

**Correct Answer:** D

**Section:** (none)

**Explanation**

#### **Explanation/Reference:**

Explanation:

The CLI event detector screens CLI commands for a regular expression match. When a match is found, an event is published. The match logic is performed on the fully expanded CLI command after the command is successfully parsed and before it is executed. The CLI event detector supports three publish modes:

- Synchronous publishing of CLI events--The CLI command is not executed until the EEM policy

"Pass Any Exam. Any Time." - [www.actualtests.com](http://www.actualtests.com) 422

exits, and the EEM policy can control whether the command is executed. The read/write variable, `_exit_status`, allows you to set the exit status at policy exit for policies triggered from synchronous events. If `_exit_status` is 0, the command is skipped, if `_exit_status` is 1, the command is run.

Reference: <http://www.cisco.com/c/en/us/td/docs/ios-xml/ios/eem/command/eem-cr-book/eem-cr-e1.html>

#### **QUESTION 418**

Which two options are advantages of NetFlow version 9 over NetFlow version 5? (Choose two.)

- A. NetFlow version 9 adds support for IPv6 headers.
- B. NetFlow version 9 adds support for MPLS labels.

- C. NetFlow version 9 adds support for the Type of Service field.
- D. NetFlow version 9 adds support for ICMP types and codes.

**Correct Answer:** AB

**Section:** (none)

**Explanation**

**Explanation/Reference:**

Explanation:

NetFlow version 9 includes support for all of these fields that version 5 supports and can optionally include additional information such as Multiprotocol Label Switching (MPLS) labels and IPv6 addresses and ports.

#### QUESTION 419

Refer to the exhibit.

"Pass Any Exam. Any Time." - www.actualtests.com 423

```
Flow export v5 is enabled for main cache
Export source and destination details :
VRF ID : Default
Destination(1) 10.5.206.250 (9995)
Version 5 flow records
Cache for prefix aggregation:
Flow export is disabled
53 flows exported in 18 udp datagrams
0 flows failed due to lack of export packet
0 export packets were sent up to process level
0 export packets were dropped due to no fib
0 export packets were dropped due to adjacency issues
0 export packets were dropped due to fragmentation failures
0 export packets were dropped due to encapsulation fixup failures
0 export packets were dropped enqueueing for the RP
0 export packets were dropped due to IPC rate limiting
0 export packets were dropped due to Card not being able to export
```

Which two statements about the output are true? (Choose two.)

- A. It indicates that prefix aggregation cache export is enabled on the device.
- B. It was obtained with the show ip cache flow command.

- C. It indicates that the device is using NetFlow version 5.
- D. It indicates that the flows are being sent to a destination using an RFC1918 address.

**Correct Answer:** CD

**Section:** (none)

**Explanation**

**Explanation/Reference:**

Explanation:

- C. The fourth line shows that Version 5 is being used.
- D. The third line shows that the destination server is 10.5.206.250, which of course is a private, RFC 1918 address.

#### **QUESTION 420**

In the DiffServ model, which class represents the lowest priority with the lowest drop probability?

- A. AF11
- B. AF13
- C. AF41
- D. AF43

**Correct Answer:** A

**Section:** (none)

**Explanation**

**Explanation/Reference:**

Explanation:

"Pass Any Exam. Any Time." - [www.actualtests.com](http://www.actualtests.com) 424  
Assured Forwarding (AF) Behavior Group

Class 1  
Class 2  
Class 3  
Class 4  
Low Drop  
AF11 (DSCP 10)  
AF21 (DSCP 18)  
AF31 (DSCP 26)  
AF41 (DSCP 34)  
Med Drop  
AF12 (DSCP 12)



AF22 (DSCP 20)  
AF32 (DSCP 28)  
AF42 (DSCP 36)  
High Drop  
AF13 (DSCP 14)  
AF23 (DSCP 22)  
AF33 (DSCP 30)  
AF43 (DSCP 38)

Reference: [http://en.wikipedia.org/wiki/Differentiated\\_services](http://en.wikipedia.org/wiki/Differentiated_services)

#### **QUESTION 421**

Which three factors does Cisco PfR use to calculate the best exit path? (Choose three.)

- A. quality of service
- B. packet size
- C. delay
- D. loss
- E. reachability
- F. administrative distance

**Correct Answer:** CDE

**Section:** (none)

**Explanation**

**Explanation/Reference:**

Explanation:

"Pass Any Exam. Any Time." - [www.actualtests.com](http://www.actualtests.com) 425

Cisco PfR selects an egress or ingress WAN path based on parameters that affect application performance, including reachability, delay, cost, jitter, and Mean Opinion Score (MOS).

Reference: [http://www.cisco.com/c/en/us/products/collateral/ios-nx-os-software/performance-routing-pfr/product\\_data\\_sheet0900aecd806c4ee4.html](http://www.cisco.com/c/en/us/products/collateral/ios-nx-os-software/performance-routing-pfr/product_data_sheet0900aecd806c4ee4.html)

#### **QUESTION 422**

DRAG DROP

Drag and drop the QoS requirement on the left to the correct QoS technology on the right.

Drag and drop the QoS requirement on the left to the correct QoS technology on the right

|                                     |         |
|-------------------------------------|---------|
| Guarantees an amount of bandwidth   | Police  |
| Is an application classification    | CBWFQ   |
| Prioritizes real-time voice traffic | Shaping |
| Buffers bursting traffic            | LLQ     |
| Limits an amount of bandwidth       | NBAR    |

- A.
- B.
- C.
- D.

**Correct Answer:**

**Section: (none)**

**Explanation**

**Explanation/Reference:**

Drag and drop the QoS requirement on the left to the correct QoS technology on the right

|                                     |                                     |
|-------------------------------------|-------------------------------------|
| Guarantees an amount of bandwidth   | Limits an amount of bandwidth       |
| Is an application classification    | Guarantees an amount of bandwidth   |
| Prioritizes real-time voice traffic | Buffers bursting traffic            |
| Buffers bursting traffic            | Prioritizes real-time voice traffic |
| Limits an amount of bandwidth       | Is an application classification    |

Explanation:

"Pass Any Exam. Any Time." - www.actualtests.com 429

|                                     |
|-------------------------------------|
| Limits an amount of bandwidth       |
| Guarantees an amount of bandwidth   |
| Buffers bursting traffic            |
| Prioritizes real-time voice traffic |
| Is an application classification    |

#### QUESTION 423

In a PfR environment, which two statements best describe the difference between active mode monitoring and fast mode monitoring? (Choose two.)

- A. Active mode monitoring can monitor and measure actual traffic via NetFlow data collection.
- B. Fast mode monitoring can measure bursty traffic better than active mode.

- C. Active mode monitoring uses IP SLA probes for the purpose of obtaining performance characteristics of the current WAN exit link.
- D. Fast mode monitoring uses IP SLA probes via all valid exits continuously to quickly determine an alternate exit link.

**Correct Answer:** CD

**Section:** (none)

**Explanation**

**Explanation/Reference:**

Explanation:

Active Monitoring

PfR uses Cisco IOS IP Service Level Agreements (SLAs) to enable active monitoring. IP SLAs support is enabled by default. IP SLAs support allows PfR to be configured to send active probes to target IP addresses to measure the jitter and delay, determining if a prefix is out-of-policy and if the best exit is selected. The border router collects these performance statistics from the active probe and transmits this information to the master controller.

Fast Failover Monitoring

Fast failover monitoring enables passive and active monitoring and sets the active probes to continuously monitor all the exits (probe-all). Fast failover monitoring can be used with all types of active probes: Internet Control Message Protocol (ICMP) echo, jitter, TCP connection, and UDP echo.

"Pass Any Exam. Any Time." - [www.actualtests.com](http://www.actualtests.com) 430

Reference: <http://www.cisco.com/c/en/us/td/docs/ios-xml/ios/pfr/command/pfr-cr-book/pfr-s1.html>

**QUESTION 424**

Refer to the exhibit.

```
MC#sh pfr master traffic-class
```

#### OER Prefix Statistics:

Pas - Passive, Act - Active, S - Short term, L - Long term, Dly - Delay (ms),  
 P - Percentage below threshold, Jit - Jitter (ms),  
 MOS - Mean Opinion Score  
 Los - Packet Loss (packets-per-million), Un - Unreachable (flows-per-million),  
 E - Egress, I - Ingress, Bw - Bandwidth (kbps), N - Not applicable  
 U - unknown, \* - uncontrolled, + - control more specific, @ - active probe all  
 # - Prefix monitor mode is Special, & - Blackholed Prefix  
 % - Force Next-Hop, ^ - Prefix is denied

| DstPrefix   | Flags   | Appl_ID | Dscp      | Prot   | SrcPort | DstPort  | SrcPrefix | Protocol |
|-------------|---------|---------|-----------|--------|---------|----------|-----------|----------|
|             | PasSDly | PasLDly | PasSUn    | PasLUn | PasSJos | PasLJos  | EBw       | IBw      |
|             | ActSDly | ActLDly | ActSUn    | ActLUn | ActSJit | ActPMOS  | ActSJos   | ActLJos  |
| 10.1.0.0/24 |         |         | N         | N      | N       | N        | N         |          |
|             |         |         | INPOLICY* |        | @83     | 10.4.5.4 | Et0/1     | U        |
|             | 52      | 52      | 0         | 0      | 0       | 0        | 67        | 7        |
|             | 51      | 51      | 0         | 0      | N       | N        | N         | N        |

Which two statements are true regarding prefix 10.1.0.0/24? (Choose two.)

- A. The prefix is in policy, and Cisco PfR rerouted the traffic via 10.4.5.3 Et0/1 because of an OOP event.
- B. Cisco PfR is monitoring the prefix via passive NetFlow mode only.
- C. Cisco PfR is monitoring the prefix via active, fast, or active throughput IP SLA probe mode only.
- D. The prefix is in policy, and Cisco PfR did not reroute the traffic via 10.4.5.3 Et0/1 because the traffic was previously in policy.
- E. Cisco PfR is monitoring the prefix via mode monitor, which provides both NetFlow and IP SLA measurements.

**Correct Answer:** DE

**Section:** (none)

**Explanation**

**Explanation/Reference:**

Explanation:

Reference: <http://www.cisco.com/c/en/us/td/docs/ios-xml/ios/pfr/command/pfr-cr-book/pfr-s1.html#wp2707728086>

#### **QUESTION 425**

"Pass Any Exam. Any Time." - [www.actualtests.com](http://www.actualtests.com) 431

In the DiffServ model, which class represents the lowest priority with the highest drop probability?

- A. AF11
- B. AF13
- C. AF41
- D. AF43

**Correct Answer:** B

**Section:** (none)

**Explanation**

**Explanation/Reference:**

Explanation:

Assured Forwarding (AF) Behavior Group

Class 1

Class 2

Class 3

Class 4

Low Drop

AF11 (DSCP 10)

AF21 (DSCP 18)

AF31 (DSCP 26)

AF41 (DSCP 34)

Med Drop

AF12 (DSCP 12)

AF22 (DSCP 20)

AF32 (DSCP 28)

AF42 (DSCP 36)

High Drop

AF13 (DSCP 14)

AF23 (DSCP 22)

AF33 (DSCP 30)

AF43 (DSCP 38)

Reference: [http://en.wikipedia.org/wiki/Differentiated\\_services](http://en.wikipedia.org/wiki/Differentiated_services)

#### **QUESTION 426**

Which two hashing algorithms can be used when configuring SNMPv3? (Choose two.)

"Pass Any Exam. Any Time." - [www.actualtests.com](http://www.actualtests.com) 432

- A. MD5
- B. SHA-1
- C. Blowfish
- D. DES
- E. AES
- F. SSL

**Correct Answer:** AB

**Section:** (none)

**Explanation**

**Explanation/Reference:**

Explanation:

Note that SNMPv3 does not send passwords in clear-text and uses hash-based authentication with either MD5 or SHA1 functions (HMAC authentication the packet content is hashed along with authentication key to produce the authentication string).

Reference: <http://blog.ine.com/2008/07/19/snmpv3-tutorial/>

#### **QUESTION 427**

Which two statements about the default router settings for SSH connections are true? (Choose two.)

- A. The default timeout value for the SSH negotiation phase is 120 seconds.
- B. Data is exchanged in clear text by default unless AAA authentication is enabled on the console.
- C. The default number of authentication retries is 3.
- D. SSH is enabled by default when you configure the username command.

**Correct Answer:** AC

**Section:** (none)

**Explanation**

**Explanation/Reference:**

Explanation:

`ip ssh {timeout seconds | authentication-retries number}`

Configures the SSH control parameters:

Reference:

<http://www.cisco.com/c/en/us/td/docs/switches/lan/catalyst3850/software/release/3se/security/conf>

"Pass Any Exam. Any Time." - [www.actualtests.com](http://www.actualtests.com) 433

[iguration\\_guide/b\\_sec\\_3se\\_3850\\_cg/b\\_sec\\_3se\\_3850\\_cg\\_chapter\\_01000.html](http://www.actualtests.com/iguration_guide/b_sec_3se_3850_cg/b_sec_3se_3850_cg_chapter_01000.html)

#### QUESTION 428

Refer to the exhibit.

```
R1#sh logging
Syslog logging: enabled (12 messages dropped, 0 messages rate-limited, 0 flushes, 0 overruns, xml disabled, filtering disabled)

No Active Message Discriminator.

No Inactive Message Discriminator.

  Console logging: level debugging, 28 messages logged, xml disabled, filtering disabled
  Monitor logging: level debugging, 0 messages logged, xml disabled, filtering disabled
  Buffer logging: level debugging, 7 messages logged, xml disabled, filtering disabled
  Logging Exception size (4096 bytes)
  Count and timestamp logging messages: disabled
  Persistent logging: disabled

No active filter modules.

ESM: 0 messages dropped

%SYS-5-CONFIG_I: Configured from console by console
  Trap logging: level informational, 32 message lines logged

Log Buffer (4096 bytes):

%BGP-5-ADJCHANGE: neighbor 209.165.200.226 Down Interface flap
%LINK-5-CHANGED: Interface FastEthernet0/0, changed state to administratively down
%LINEPROTO-5-UPDOWN: Line protocol on Interface FastEthernet0/0, changed state to down
%SYS-5-CONFIG_I: Configured from console by console
```

Which statement about the R1 configuration is true?

A. It supports the service timestamps log uptime command to display time stamps.



- B. The logging buffer command was used to increase the default of the buffer.
- C. The logging of warning messages is disabled.
- D. Log message sequence numbering is disabled.

**Correct Answer:** D

**Section:** (none)

**Explanation**

**Explanation/Reference:**

Explanation:

To disable sequence numbers, use the no service sequence-numbers global configuration command.

This example shows part of a logging display with sequence numbers enabled.

000019: %SYS-5-CONFIG\_I: Configured from console by vty2 (10.34.195.36)

In this example we see the absence of sequence numbers on the log messages.

Not A. In this example there are no time stamps or uptimes shown in the logs.

Not B. The default buffer size is 4096 bytes.

Not C. The logging level in this example is informational (level 6), which will display levels 0-6 in the logs. Warnings are level 4.

"Pass Any Exam. Any Time." - [www.actualtests.com](http://www.actualtests.com) 434

#### **QUESTION 429**

Which two statements about class maps are true? (Choose two.)

- A. As many as eight DSCP values can be included in a match dscp statement.
- B. The default parameter on a class map with more than one match command is match-any.
- C. The match class command can nest a class map within another class map.
- D. A policy map can be used to designate a protocol within a class map.

**Correct Answer:** AC

**Section:** (none)

**Explanation**

**Explanation/Reference:**

Explanation:

Answer A.

Router(config-cmap)# match [ip] dscp dscp-value [dscp-value dscp-value dscp-value dscp-value dscp-value dscp-value dscp-value]

(Optional) Identifies a specific IP differentiated service code point (DSCP) value as a match criterion. Up to eight DSCP values can be included in one match statement.

Answer C.

Router config-cmap)# match class-map class-name

(Optional) Specifies the name of a traffic class to be used as a matching criterion (for nesting traffic class [nested class maps] within one another).

Reference:

[http://www.cisco.com/c/en/us/td/docs/ios/12\\_2/qos/configuration/guide/fqos\\_c/qcfmcli2.html](http://www.cisco.com/c/en/us/td/docs/ios/12_2/qos/configuration/guide/fqos_c/qcfmcli2.html)

#### **QUESTION 430**

Which IP SLA operation type is enhanced by the use of the IP SLAs Responder?

- A. DNS
- B. HTTP
- C. ICMP Echo
- D. UDP Echo

**Correct Answer:** D

**Section:** (none)

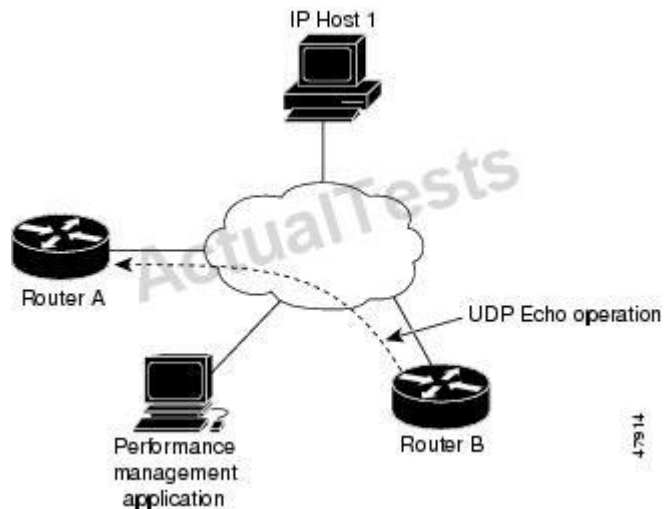
**Explanation**

**Explanation/Reference:**

"Pass Any Exam. Any Time." - [www.actualtests.com](http://www.actualtests.com) 435

Explanation:

Figure 1. UDP Echo Operation



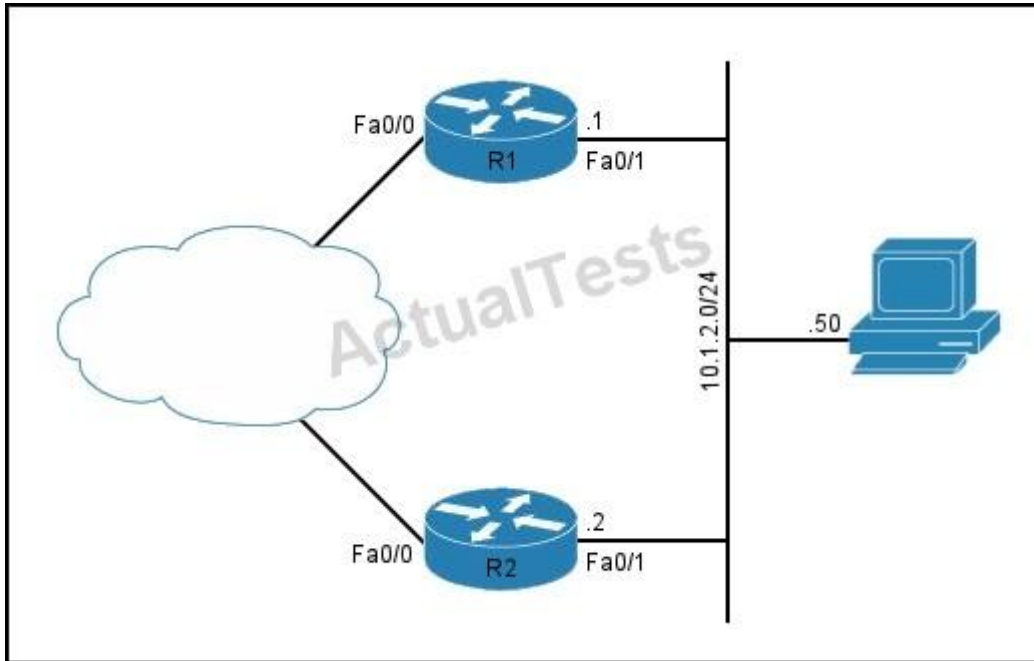
Response time (round-trip time) is computed by measuring the time taken between sending a UDP echo request message from Device B to the destination device--Device A--and receiving a UDP echo reply from Device A. UDP echo accuracy is enhanced by using the IP SLAs Responder at Device A, the destination Cisco device. If the destination device is a Cisco device, then IP SLAs sends a UDP datagram to any port number that you specified. Using the IP SLAs Responder is optional for a UDP echo operation when using Cisco devices. The IP SLAs Responder cannot be configured on non-Cisco devices.

Reference: [http://www.cisco.com/c/en/us/td/docs/ios-xml/ios/ipsla/configuration/15-mt/sla-15-mt-book/sla\\_udp\\_echo.html](http://www.cisco.com/c/en/us/td/docs/ios-xml/ios/ipsla/configuration/15-mt/sla-15-mt-book/sla_udp_echo.html)

#### QUESTION 431

Refer to the exhibit.

"Pass Any Exam. Any Time." - [www.actualtests.com](http://www.actualtests.com) 436



Router 1 and Router 2 use HSRP to provide first hop redundancy for hosts on the 10.1.2.0/24 network.

Which feature can provide additional failover coverage for the PC?

- A. Cisco Express Forwarding
- B. NetFlow
- C. Accounting
- D. Enhanced Object Tracking

**Correct Answer:** D

**Section:** (none)

**Explanation**

**Explanation/Reference:**

Explanation:

HSRP has a mechanism for tracking the interface line-protocol state. The enhanced object tracking feature separates the tracking mechanism from HSRP. It creates a separate, standalone tracking process that can be used by processes other than HSRP. This feature allows tracking of other objects in addition to the interface line-protocol state. A client process, such as HSRP, can register an interest in tracking objects and request notification when

the tracked object changes state. Several clients can track the same object, and can take different actions when the object changes state. This feature increases the availability and speed of recovery of a router system and decreases outages and outage duration.

Reference: [http://www.cisco.com/c/en/us/td/docs/switches/blades/3040/software/release/12-2\\_44\\_se/configuration/guide/swhsrp.html#wp1083927](http://www.cisco.com/c/en/us/td/docs/switches/blades/3040/software/release/12-2_44_se/configuration/guide/swhsrp.html#wp1083927)

"Pass Any Exam. Any Time." - [www.actualtests.com](http://www.actualtests.com) 437

#### QUESTION 432

Refer to the exhibit.

```
R2#show ntp associations
  address      ref clock   st when poll reach  delay  offset  disp
~10.1.1.1      0.0.0.0    16  61  64  0    0.0   0.00  16000.
* master (syncd), # master (unsyncd), + selected, - candidate, ~ configured

R2#show ip route | include 10.1.1.1
O    10.1.1.1/32 [110/11] via 10.1.12.1, 00:20:28, FastEthernet0/0.12

R2#show run | include ntp
ntp authentication-key 1 md5 110A1016141D 7
ntp authenticate
ntp trusted-key 1
ntp clock-period 17179894
ntp server 10.1.1.1 key 1

R1#show ip route connected
 209.165.200.0/27 is subnetted, 1 subnets
C    209.165.200.224 is directly connected, FastEthernet0/0.112
 10.0.0.0/8 is variably subnetted, 7 subnets, 2 masks
C    10.1.13.0/24 is directly connected, FastEthernet0/1.13
C    10.1.12.0/24 is directly connected, FastEthernet0/0.12
C    10.1.1.0/24 is directly connected, Loopback0
```

Which two possible network conditions can you infer from this configuration? (Choose two.)

- A. The authentication parameters on R1 and R2 are mismatched.
- B. R1 is using the default NTP source configuration.
- C. R1 and R2 have established an NTP session.
- D. R2 is configured as the NTP master with a stratum of 7.

**Correct Answer:** AB

**Section: (none)**

**Explanation**

**Explanation/Reference:**

Explanation:

Answer A. The NTP associations are not synced, it is only listed as a candidate because it was configured. Routing is not the issue, so it must be mismatched authentication parameters. Answer B. NTP sets the source IP address for all NTP packets based on the address of the interface through which the NTP packets are sent. You can configure NTP to use a specific source IP address.

**QUESTION 433**

Which three message types are used for prefix delegation in DHCPv6? (Choose three.)

"Pass Any Exam. Any Time." - [www.actualtests.com](http://www.actualtests.com) 438

- A. DHCP Discover
- B. Renew
- C. Solicit
- D. DHCP Offer
- E. Advertise
- F. DHCP Ack

**Correct Answer: BCE**

**Section: (none)**

**Explanation**

**Explanation/Reference:**

Explanation:

DHCPv6 Message Types

For a client to get an IPv6 address successfully from a DHCPv6 server, the Client-Server Conversation happens using the following messages.

Client--->Server Messages

Server--->Client Messages

Solicit, Request, Confirm, Renew, Rebind, Release, Decline, Information-Request Advertise, Reply, Reconfigure

Lets look at each message types in detail:

**SOLICIT**

This is the first step in DHCPv6, where a DHCPv6 client sends a Solicit message to locate DHCPv6 servers.

**ADVERTISE**

Upon receiving a Solicit Message from the client, the DHCPv6 server sends an Advertise message to indicate that it is available for DHCP service, in response to a Solicit message received from a client.

#### REQUEST

This message is sent by the DHCPv6 client. Client sends a Request message to request configuration parameters which includes IP addresses or delegated prefixes, from a specific server.

#### CONFIRM

Confirm message is sent by the client to any available server in the network to confirm that the client is still on the same link or it has to be removed. This message also confirms the IPv6 addresses that are assigned to the link are still valid. This could happen in case when a client detects a change in link-layer connectivity or if the device is powered on and it is found that one or more leases are still valid. Note that only the prefix portion of the addresses are validated and not the actual leases.

#### RENEW

A client sends a Renew message to the server when it wants to extend the lifetimes on the addresses and other configuration parameters assigned to the client and also to update other configuration parameters.

"Pass Any Exam. Any Time." - [www.actualtests.com](http://www.actualtests.com) 439

#### REBIND

In case of No response from the DHCPv6 Server for the Renew message, the client sends a Rebind message to any available server to extend the lifetimes on the address and to update other configuration parameters.

#### REPLY

A Reply message is sent by the DHCPv6 Server in response to a Solicit, Request, Renew, Rebind message received from a client. The reply message is sent by the server in response to a confirm message (either confirming or denying) that the addresses assigned to the client are appropriate. In short the server acknowledge receipt of a Release or Decline message by sending a REPLY message.

#### RELEASE

Release message as the name implies, is sent by the client to the server that has assigned the addresses, to indicate that the client will no longer use the assigned addresses (one or more).

#### DECLINE

Client sends a Decline message to the DHCPv6 server to tell that the one or more addresses assigned by the server is already in use

#### RECONFIGURE

The Reconfigure Message is sent by the DHCPv6 server to the client when the server has new or updated information of configuration parameters. It tells the client to initiate a information- request/reply message to the server so as to receive the updated information.

#### INFORMATION-REQUEST

Information-Request message is sent by the client to the server to update the configuration parameters

Reference: <https://supportforums.cisco.com/blog/153426/implementing-dhcpv6-introduction>

#### QUESTION 434

Which two statements about static NAT are true? (Choose two.)

- A. An outside local address maps to the same outside global IP address.
- B. An inside local address maps to a different inside global IP address.
- C. An outside local address maps to a different outside global IP address.
- D. An inside local address maps to the same inside global IP address.

**Correct Answer:** AD

**Section:** (none)

## Explanation

### Explanation/Reference:

Explanation:

Example found at the reference link below:

"Pass Any Exam. Any Time." - [www.actualtests.com](http://www.actualtests.com) 440

Reference: <http://www.cisco.com/c/en/us/support/docs/ip/network-address-translation-nat/4606-8.html>

### QUESTION 435

#### DRAG DROP

Drag and drop the NetFlow Export feature on the left to the NetFlow version that first supported it on the right.

| Drag and drop the NetFlow Export feature on the left to the NetFlow version that first supported it on the right. |           |
|-------------------------------------------------------------------------------------------------------------------|-----------|
| exports data from the aggregation cache only                                                                      | Version 5 |
| exports data from the main and aggregation caches                                                                 |           |
| exports data from the main cache only                                                                             |           |
| supports BGP next-hop                                                                                             | Version 8 |
| supports BGP AS information                                                                                       |           |
| supports IPv6                                                                                                     | Version 9 |
|                                                                                                                   |           |
|                                                                                                                   |           |
|                                                                                                                   |           |



- A.
- B.
- C.
- D.

**Correct Answer:**

**Section: (none)**

**Explanation**

**Explanation/Reference:**

Drag and drop the NetFlow Export feature on the left to the NetFlow version that first supported it on the right.

|                                                   |                                                   |
|---------------------------------------------------|---------------------------------------------------|
| exports data from the aggregation cache only      | Version 5                                         |
| exports data from the main and aggregation caches | exports data from the main cache only             |
| exports data from the main cache only             | supports BGP AS information                       |
| supports BGP next-hop                             | Version 8                                         |
| supports BGP AS information                       | exports data from the aggregation cache only      |
| supports IPv6                                     | Version 9                                         |
|                                                   | supports IPv6                                     |
|                                                   | exports data from the main and aggregation caches |
|                                                   | supports BGP next-hop                             |

Explanation:

|                                                   |
|---------------------------------------------------|
| Version 5                                         |
| exports data from the main cache only             |
| supports BGP AS information                       |
| Version 8                                         |
| exports data from the aggregation cache only      |
| Version 9                                         |
| supports IPv6                                     |
| exports data from the main and aggregation caches |
| supports BGP next-hop                             |

**QUESTION 436**

Which two options are required parts of an EEM policy? (Choose two.)

- A. event register keyword
- B. body
- C. environment must defines
- D. namespace import
- E. entry status
- F. exit status

**Correct Answer:** AB

**Section:** (none)

## Explanation

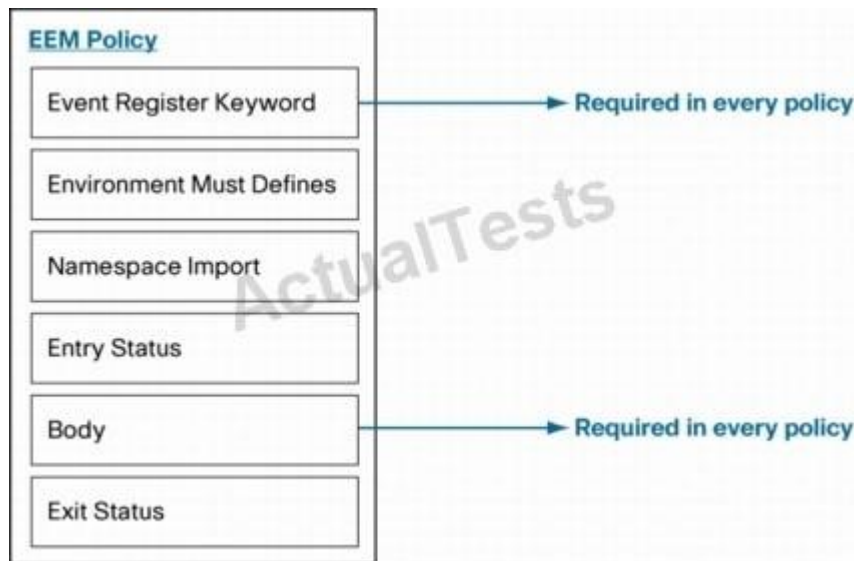
### Explanation/Reference:

Explanation:

EEM policies require two parts: the event register keyword and the body. The remaining parts of the policy are optional: environment must defines, namespace import, entry status, and exit status (Figure 5).

Figure 5. EEM Policy Parts

"Pass Any Exam. Any Time." - www.actualtests.com 442



Reference: [http://www.cisco.com/c/en/us/products/collateral/ios-nx-os-software/ios-embedded-event-manager-eem/config\\_guide\\_eem\\_configuration\\_for\\_cisco\\_integrated\\_services\\_router\\_platforms.html](http://www.cisco.com/c/en/us/products/collateral/ios-nx-os-software/ios-embedded-event-manager-eem/config_guide_eem_configuration_for_cisco_integrated_services_router_platforms.html)

### QUESTION 437

Which two actions can you take to allow the greatest number of pertinent packets to be stored in the temporary buffer of Cisco IOS Embedded Packet Capture? (Choose two.)

- A. Specify the sampling interval.
- B. Specify the capture buffer type.
- C. Specify a reflexive ACL.
- D. Specify the minimum packet capture rate.

- E. Specify the packet size.
- F. Store the capture simultaneously onto an external memory card as the capture occurs.

**Correct Answer:** AB

**Section:** (none)

**Explanation**

**Explanation/Reference:**

Explanation:

Embedded Packet Capture (EPC) provides an embedded systems management facility that helps in tracing and troubleshooting packets. This feature allows network administrators to capture data packets flowing through, to, and from a Cisco device. The network administrator may define the capture buffer size and type (circular, or linear) and the maximum number of bytes of each packet

"Pass Any Exam. Any Time." - [www.actualtests.com](http://www.actualtests.com) 443

to capture. The packet capture rate can be throttled using further administrative controls. For example, options allow for filtering the packets to be captured using an Access Control List and, optionally, further defined by specifying a maximum packet capture rate or by specifying a sampling interval.

Reference: <http://www.cisco.com/c/en/us/td/docs/ios-xml/ios/epc/configuration/xr-3s/asr1000/epc-xr-3s-asr1000-book/nm-packet-capture-xr.html>

#### **QUESTION 438**

Which statement describes Cisco PfR link groups?

- A. Link groups enable Cisco PfR Fast Reroute when NetFlow is enabled on the external interfaces of the border routers.
- B. Link groups define a strict or loose hop-by-hop path pReference:
- C. Link groups are required only when Cisco PfR is configured to load-balance all traffic.
- D. Link groups are enabled automatically when Cisco PfR is in Fast Reroute mode.
- E. Link groups set a preference for primary and fallback (backup) external exit interfaces.

**Correct Answer:** E

**Section:** (none)

**Explanation**

**Explanation/Reference:**

Explanation:

The Performance Routing - Link Groups feature introduced the ability to define a group of exit links as a preferred set of links, or a fallback set of links for PfR to use when optimizing traffic classes specified in a PfR policy. PfR currently selects the best link for a traffic class based on the preferences specified in a policy and the traffic class performance--using parameters such as reachability, delay, loss, jitter or MOS--on a path out of the specified link.

Reference:

[http://www.cisco.com/c/en/us/td/docs/ios/pfr/configuration/guide/15\\_1/pfr\\_15\\_1\\_book/pfr-link-group.html](http://www.cisco.com/c/en/us/td/docs/ios/pfr/configuration/guide/15_1/pfr_15_1_book/pfr-link-group.html)

#### QUESTION 439

Which two statements about NetFlow are true? (Choose two.)

- A. It must be configured on each router in a network.  
"Pass Any Exam. Any Time." - [www.actualtests.com](http://www.actualtests.com) 444
- B. It supports ATM LAN emulation.
- C. The existing network is unaware that NetFlow is running.
- D. It uses SIP to establish sessions between neighbors.
- E. It provides resource utilization accounting.

**Correct Answer:** CE

**Section:** (none)

**Explanation**

#### Explanation/Reference:

Explanation:

NetFlow identifies packet flows for both ingress and egress IP packets. It does not involve any connection-setup protocol, either between routers or to any other networking device or end station. NetFlow does not require any change externally--either to the packets themselves or to any networking device. NetFlow is completely transparent to the existing network, including end stations and application software and network devices like LAN switches. Also, NetFlow capture and export are performed independently on each internetworking device; NetFlow need not be operational on each router in the network.

NetFlow data provides fine-grained metering for highly flexible and detailed resource utilization accounting. For example, flow data includes details such as IP addresses, packet and byte counts, timestamps, type-of-service, and application ports. Service providers might utilize the information for billing based on time-of-day, bandwidth usage, application usage, or quality of service. Enterprise customers might utilize the information for departmental chargeback or cost allocation for resource utilization.

Reference: <http://www.cisco.com/c/en/us/td/docs/ios-xml/ios/netflow/configuration/12-4t/nf-12-4t-book/ios-netflow-ov.html>

#### QUESTION 440

You are installing a new device to replace a device that failed. The configuration of the failed device is stored on a networked server, and the new device has an RXBOOT image installed.

Under which condition does the streamlined Setup mode fail?

- A. The last four bits of the configuration register are not equal to the decimal value 0 or 1.
- B. The startup configuration file was deleted.
- C. Bit 6 is set in the configuration register.
- D. The startup configuration is corrupt.

**Correct Answer:** A

**Section:** (none)

**Explanation**

**Explanation/Reference:**

Explanation:

The lowest four bits of the configuration register (bits 3, 2, 1, and 0) form the boot field. The boot

"Pass Any Exam. Any Time." - [www.actualtests.com](http://www.actualtests.com) 445

field determines if the router boots manually, from ROM, or from Flash or the network. To change the boot field value and leave all other bits set to their default values, follow these guidelines:

If you set the configuration register boot field value to 0x0, you must boot the operating system

manually with the boot command.

.

software.

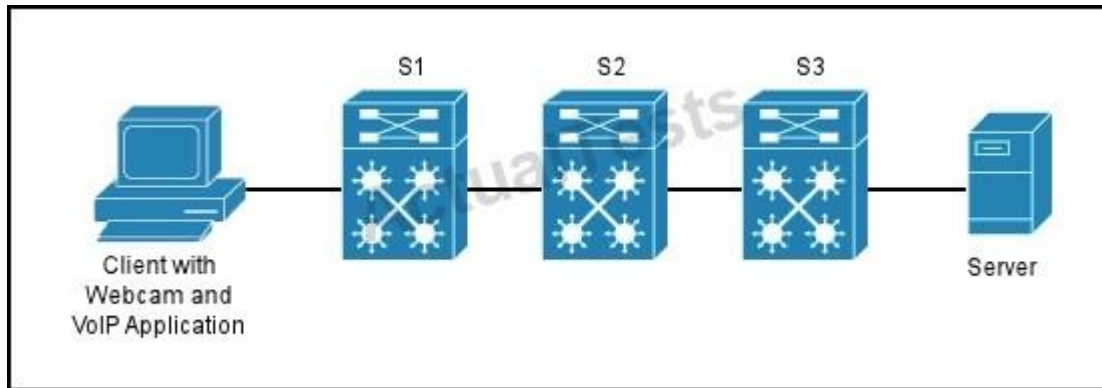
.

If you set the configuration register boot field to any value from 0x2 to 0xF, the router uses the boot field value to form a default boot filename for booting from a network server. For more information about the configuration register bit settings and default filenames, refer to the appropriate router hardware installation guide.

Reference:

[http://www.cisco.com/c/en/us/td/docs/ios/12\\_2/configfun/command/reference/ffun\\_r/frf010.html](http://www.cisco.com/c/en/us/td/docs/ios/12_2/configfun/command/reference/ffun_r/frf010.html)

**QUESTION 441**



Refer to the exhibit.

You are configuring the S1 switch for the switchport connecting to the client computer. Which option describes the effect of the command `mls qos map cos-dscp 0 8 16 24 32 40 46 56`?

- A. Voice traffic is excluded from the default priority queue.
  - B. Voice packets are given a class selector of 5.
  - C. Video conferencing is marked CS3.
  - D. Voice packets are processed in the priority queue.
- "Pass Any Exam. Any Time." - [www.actualtests.com](http://www.actualtests.com) 446

**Correct Answer:** A

**Section:** (none)

**Explanation**

**Explanation/Reference:**

Explanation:

The default CoS to DSCP mappings are shown below:

Default CoS-to-DSCP Map

| CoS Value | DSCP Value |
|-----------|------------|
| 0         | 0          |
| 1         | 1          |
| 2         | 2          |
| 3         | 3          |
| 4         | 4          |
| 5         | 5          |
| 6         | 6          |
| 7         | 7          |
| 8         | 8          |
| 9         | 9          |
| 10        | 10         |
| 11        | 11         |
| 12        | 12         |
| 13        | 13         |
| 14        | 14         |
| 15        | 15         |
| 16        | 16         |
| 17        | 17         |
| 18        | 18         |
| 19        | 19         |
| 20        | 20         |
| 21        | 21         |
| 22        | 22         |
| 23        | 23         |
| 24        | 24         |
| 25        | 25         |
| 26        | 26         |
| 27        | 27         |
| 28        | 28         |
| 29        | 29         |
| 30        | 30         |
| 31        | 31         |
| 32        | 32         |
| 33        | 33         |
| 34        | 34         |
| 35        | 35         |
| 36        | 36         |
| 37        | 37         |
| 38        | 38         |
| 39        | 39         |
| 40        | 40         |
| 41        | 41         |
| 42        | 42         |
| 43        | 43         |
| 44        | 44         |
| 45        | 45         |
| 46        | 46         |
| 47        | 47         |
| 48        | 48         |
| 49        | 49         |
| 50        | 50         |
| 51        | 51         |
| 52        | 52         |
| 53        | 53         |
| 54        | 54         |
| 55        | 55         |
| 56        | 56         |
| 57        | 57         |
| 58        | 58         |
| 59        | 59         |
| 60        | 60         |
| 61        | 61         |
| 62        | 62         |
| 63        | 63         |
| 64        | 64         |
| 65        | 65         |
| 66        | 66         |
| 67        | 67         |
| 68        | 68         |
| 69        | 69         |
| 70        | 70         |
| 71        | 71         |
| 72        | 72         |
| 73        | 73         |
| 74        | 74         |
| 75        | 75         |
| 76        | 76         |
| 77        | 77         |
| 78        | 78         |
| 79        | 79         |
| 80        | 80         |
| 81        | 81         |
| 82        | 82         |
| 83        | 83         |
| 84        | 84         |
| 85        | 85         |
| 86        | 86         |
| 87        | 87         |
| 88        | 88         |
| 89        | 89         |
| 90        | 90         |
| 91        | 91         |
| 92        | 92         |
| 93        | 93         |
| 94        | 94         |
| 95        | 95         |
| 96        | 96         |
| 97        | 97         |
| 98        | 98         |
| 99        | 99         |

In our example, we see that COS 6 is mapped to DSCP, not the default of DSCP 48 as shown above. DSCP 46 is Expedited Forwarding (EF), which is typically used for voice traffic, and this value has not been included in this class map.

**QUESTION 442**

Refer to the exhibit.

"Pass Any Exam. Any Time." - www.actualtests.com 447

```
class-map match-any voice
match dscp ef
class-map match-any router
match dscp cs6
class-map match-any gold
match dscp af41
class-map match-any silver
match dscp af31

policy-map egress_queue
class voice
priority percent 25
class gold
bandwidth percent 40
class silver
bandwidth percent 15
class router
bandwidth percent 5
class class-default
bandwidth percent remaining

policy-map egress_queue_2
class class-default
shape average 6000000
service-policy egress_queue

interface GigabitEthernet0/1
service-policy output egress_queue_2
```

If the network switch is configured as shown, which two statements about network traffic are true? (Choose two.)

- A. Traffic enters the shaper on a FIFO basis.
- B. Traffic enters the shaper on a weighted fair queueing basis.
- C. Drop behavior is random for traffic in excess of 6 Mbps.



- D. Voice traffic is given priority until it reaches 1.5 Mbps.
- E. Voice traffic is given priority until it reaches 6 Mbps.

**Correct Answer:** AD

**Section:** (none)

**Explanation**

**Explanation/Reference:**

Explanation:

A. Serial interfaces at E1 (2.048 Mbps) and below use weighted fair queueing (WFQ) by default.

"Pass Any Exam. Any Time." - [www.actualtests.com](http://www.actualtests.com) 448

Other interfaces use first-in first-out (FIFO) by default.

D. Voice traffic is given priority up to 25% of the shape average value, which is 6000000, so 25% of 6 Mbps is 1.5 Mbps.

#### **QUESTION 443**

Which two options are two characteristics of the HSRPv6 protocol? (Choose two.)

- A. It uses virtual MAC addresses 0005.73a0.0000 through 0005.73a0.0fff.
- B. It uses UDP port number 2029.
- C. It uses virtual MAC addresses 0005.73a0.0000 through 0005.73a0.ffff.
- D. It uses UDP port number 2920.
- E. If a link local IPv6 address is used, it must have a prefix.

**Correct Answer:** AB

**Section:** (none)

**Explanation**

**Explanation/Reference:**

Explanation:

HSRP IPv6 Virtual MAC Address Range

HSRP IPv6 uses a different virtual MAC address block than does HSRP for IP:

0005.73A0.0000 through 0005.73A0.0FFF (4096 addresses)

HSRP IPv6 UDP Port Number

Port number 2029 has been assigned to HSRP IPv6.

Reference: [http://www.cisco.com/c/en/us/td/docs/ios-xml/ios/ipapp\\_fhrp/configuration/15-sy/fhrp-15-sy-book/HSRP-for-IPv6.html](http://www.cisco.com/c/en/us/td/docs/ios-xml/ios/ipapp_fhrp/configuration/15-sy/fhrp-15-sy-book/HSRP-for-IPv6.html)

#### **QUESTION 444**

Which statement about VRRP is true?

- A. It supports load balancing.
- B. It can be configured with HSRP on a switch or switch stack.
- C. It supports IPv4 and IPv6.
- D. It supports encrypted authentication.

**Correct Answer:** B

**Section:** (none)

**Explanation**

**Explanation/Reference:**

Explanation:

"Pass Any Exam. Any Time." - [www.actualtests.com](http://www.actualtests.com) 449  
VRRP Limitations

Reference:

[http://www.cisco.com/c/en/us/td/docs/switches/lan/catalyst3750x\\_3560x/software/release/12-2\\_58\\_se/configuration/guide/3750xscg/swhsrp.html#pgfId-1107127](http://www.cisco.com/c/en/us/td/docs/switches/lan/catalyst3750x_3560x/software/release/12-2_58_se/configuration/guide/3750xscg/swhsrp.html#pgfId-1107127)

#### QUESTION 445

Refer to the exhibit.

```
ip sla monitor 10
  type echo protocol ipIcmpEcho 10.1.1.1 source-ipaddr 10.1.1.2
  frequency 60

ip sla monitor schedule 10 life 360
```

What is the polling frequency set by this configuration?

- A. 60 seconds
- B. 10 seconds
- C. 360 seconds
- D. 60 milliseconds
- E. 10 milliseconds

**Correct Answer:** A

**Section: (none)**

**Explanation**

**Explanation/Reference:**

Explanation:

The frequency value lists the polling interval, in seconds.

Reference: [http://www.cisco.com/c/en/us/td/docs/ios-xml/ios/ipsla/configuration/15-mt/sla-15-mt-book/sla\\_icmp\\_echo.html](http://www.cisco.com/c/en/us/td/docs/ios-xml/ios/ipsla/configuration/15-mt/sla-15-mt-book/sla_icmp_echo.html)

**QUESTION 446**

Refer to the exhibit.

"Pass Any Exam. Any Time." - [www.actualtests.com](http://www.actualtests.com) 450

```
configure terminal
  interface Ethernet 0/0
    ip address 10.1.1.2 255.255.255.0
    ip flow-export destination 10.1.1.1
```

Which additional information must you specify in this configuration to capture NetFlow traffic?

- A. ingress or egress traffic
- B. the number of cache entries
- C. the flow cache active timeout
- D. the flow cache inactive timeout

**Correct Answer: A**

**Section: (none)**

**Explanation**

**Explanation/Reference:**

Explanation:

Configuring NetFlow

Perform the following task to enable NetFlow on an interface.

SUMMARY STEPS

enable

2.

configure terminal

3.

interface type number

4.

ip flow {ingress | egress}

5.

exit

6.

Repeat Steps 3 through 5 to enable NetFlow on other interfaces.

7.

end

## DETAILED STEPS

Command or Action

"Pass Any Exam. Any Time." - [www.actualtests.com](http://www.actualtests.com) 451

Purpose

Step 1

enable

Example:

Router> enable

Enables privileged EXEC mode.

Enter your password if prompted.

Step 2

configure terminal

Example:

Router# configure terminal

Enters global configuration mode.

Step 3

interface type number

Example:

Router(config)# interface ethernet 0/0

Specifies the interface that you want to enable NetFlow on and enters interface configuration mode.

Step 4

ip flow {ingress | egress}

Example:

Router(config-if)# ip flow ingress

Enables NetFlow on the interface.

.

ingress--Captures traffic that is being received by the interface

.

egress--Captures traffic that is being transmitted by the interface

Step 5

exit

Example:

Router(config-if)# exit

(Optional) Exits interface configuration mode and enters global configuration mode.

Note

You need to use this command only if you want to enable NetFlow on another interface.

Step 6

Repeat Steps 3 through 5 to enable NetFlow on other interfaces.

This step is optional.

Step 7

end

Example:

Router(config-if)# end

Exits the current configuration mode and returns to privileged EXEC mod

Reference:

"Pass Any Exam. Any Time." - [www.actualtests.com](http://www.actualtests.com) 452

[http://www.cisco.com/c/en/us/td/docs/ios/netflow/configuration/guide/12\\_2sr/nf\\_12\\_2sr\\_book/cfg\\_nflow\\_data\\_expt.html](http://www.cisco.com/c/en/us/td/docs/ios/netflow/configuration/guide/12_2sr/nf_12_2sr_book/cfg_nflow_data_expt.html)

#### QUESTION 447

For which three routing protocols can Cisco PfR provide direct route control? (Choose three.)

- A. OSPF
- B. IS-IS
- C. BGP
- D. EIGRP
- E. static routing
- F. ODR

**Correct Answer:** CDE

**Section:** (none)

**Explanation**

**Explanation/Reference:**

Explanation:

Q. Can you elaborate more on the Parent Route and why it's so important to PfR? A. Yes. For any route that PfR modifies or controls (BGP, Static, PIRO, EIGRP, PBR), having a Parent prefix in the routing table eliminates the possibility of a routing loop occurring. This is naturally a good thing to prevent in routed networks.

Reference: [http://docwiki.cisco.com/wiki/Performance\\_Routing\\_FAQs#Route\\_Control](http://docwiki.cisco.com/wiki/Performance_Routing_FAQs#Route_Control)

#### QUESTION 448

DRAG DROP

Drag and drop the NAT operations on the left into the correct sequential order on the right.

Drag and drop the NAT operations on the left into the correct sequential order on the right.

|                                           |        |
|-------------------------------------------|--------|
| Check the IP routing table.               | step 1 |
| Check the outbound access list.           | step 2 |
| Check the inbound access list.            | step 3 |
| Inspect CBAC.                             | step 4 |
| Translate inside local to outside global. | step 5 |
| Check the policy routing                  | step 6 |

- A.
- B.
- C.
- D.

**Correct Answer:**

**Section: (none)**

**Explanation**

**Explanation/Reference:**

"Pass Any Exam. Any Time." - [www.actualtests.com](http://www.actualtests.com) 453

Drag and drop the NAT operations on the left into the correct sequential order on the right.

|                                           |                                           |
|-------------------------------------------|-------------------------------------------|
| Check the IP routing table.               | Check the inbound access list.            |
| Check the outbound access list.           | Check the policy routing                  |
| Check the inbound access list.            | Check the IP routing table.               |
| Inspect CBAC.                             | Translate inside local to outside global. |
| Translate inside local to outside global. | Check the outbound access list            |
| Check the policy routing                  | Inspect CBAC                              |

Explanation:

|                                           |
|-------------------------------------------|
| Check the inbound access list.            |
| Check the policy routing                  |
| Check the IP routing table.               |
| Translate inside local to outside global. |
| Check the outbound access list.           |
| Inspect CBAC.                             |

**QUESTION 449**  
DRAG DROP



Drag and drop each step in the performance-monitoring configuration process on the left into the correct order on the right.

| Drag and drop each step in the performance-monitoring configuration process on the left into the correct order on the right. |   |
|------------------------------------------------------------------------------------------------------------------------------|---|
| Configure a policy with at least one performance-monitor type flow monitor.                                                  | 1 |
| Configure a flow record.                                                                                                     | 2 |
| Configure a class that describes the filtering criteria.                                                                     | 3 |
| Associate a performance-monitor type policy with its corresponding interface.                                                | 4 |
| Configure a flow monitor that includes the flow record and flow exporter.                                                    | 5 |

- A.
- B.
- C.
- D.

**Correct Answer:**

**Section: (none)**

**Explanation**

**Explanation/Reference:**

"Pass Any Exam. Any Time." - [www.actualtests.com](http://www.actualtests.com) 454

Drag and drop each step in the performance-monitoring configuration process on the left into the correct order on the right.

Configure a policy with at least one performance-monitor type flow monitor.

Configure a flow record.

Configure a class that describes the filtering criteria.

Associate a performance-monitor type policy with its corresponding interface.

Configure a flow monitor that includes the flow record and flow exporter.

Configure a flow record.

Configure a flow monitor that includes the flow record and flow exporter.

Configure a class that describes the filtering criteria.

Configure a policy with at least one performance-monitor type flow monitor.

Associate a performance-monitor type policy with its corresponding interface.

Explanation:

Configure a flow record.

Configure a flow monitor that includes the flow record  
and flow exporter.

Configure a class that describes the filtering criteria.

Configure a policy with at least one performance-monitor type flow monitor.

Associate a performance-monitor type policy with its  
corresponding interface.

#### QUESTION 450

Refer to the exhibit.

"Pass Any Exam. Any Time." - [www.actualtests.com](http://www.actualtests.com) 455

```
R1#show run

ip ssh time-out 30
ip ssh authentication-retries 2

access-list 10 permit 10.1.1.2
no cdp log mismatch duplex

control-plane

line con 0
  exec-timeout 5 30
  logging synchronous
line aux 0
line vty 0 4
  access-class 10 in
  login
  transport input ssh
```

Which statement about the R1 configuration is true?

- A. It permits host 10.1.1.2 to establish a Telnet connection to R1.
- B. It limits remote hosts to two SSH connection attempts.
- C. SSH connections to R1 will log out after a 5-minute idle interval.
- D. Hosts that reside on network 10.0.0.0/8 can SSH to R1.
- E. The R1 timeout for outgoing SSH connection attempts is 30 seconds.

**Correct Answer:** E

**Section:** (none)

**Explanation**

**Explanation/Reference:**

Explanation:

The timeout for outgoing SSH connection is defined by the "ip sshh time-out" command (in seconds), which is configured here as 30.

#### QUESTION 451

Which two statements about the default SNMP configuration are true? (Choose two.)

- A. The SNMP agent is enabled.
- B. The SNMP trap receiver is configured.
- C. All SNMP notification types are sent.  
"Pass Any Exam. Any Time." - [www.actualtests.com](http://www.actualtests.com) 456
- D. SNMPv1 is the default version.
- E. SNMPv3 is the default version.

**Correct Answer:** CD

**Section:** (none)

**Explanation**

**Explanation/Reference:**

Explanation:

Default SNMP Configuration

Feature

Default Setting

SNMP agent

Enabled

SNMP community strings

Read-Only: Public

Read-Write: Private

Read-Write-all: Secret

SNMP trap receiver

None configured

SNMP traps

None enabled

SNMP version

If no version keyword is present, the default is version 1.

SNMPv3 authentication

If no keyword is entered, the default is the noauth (noAuthNoPriv) security level.

SNMP notification type

If no type is specified, all notifications are sent.

Reference: [http://www.cisco.com/c/en/us/td/docs/switches/lan/catalyst2950/software/release/12-1\\_19\\_ea1/configuration/guide/2950scg/swsnmp.html](http://www.cisco.com/c/en/us/td/docs/switches/lan/catalyst2950/software/release/12-1_19_ea1/configuration/guide/2950scg/swsnmp.html)

## QUESTION 452

Which two statements about logging are true? (Choose two.)

- A. Log messages are sent to the console port by default.
- B. Log messages are displayed in a Telnet session by default.

- C. Interface status changes are logged at the Notification level.
- D. Interface status changes are logged at the Informational level.
- E. System restart messages are logged at the Critical level.
- F. Reload requests are logged at the Notification level.

"Pass Any Exam. Any Time." - [www.actualtests.com](http://www.actualtests.com) 457

**Correct Answer:** AC

**Section:** (none)

**Explanation**

**Explanation/Reference:**

Explanation:

By default, switches send the output from system messages and debug privileged EXEC commands to a logging process. The logging process controls the distribution of logging messages to various destinations, such as the logging buffer, terminal lines, or a UNIX syslog server, depending on your configuration. The process also sends messages to the console.

Table 29-3 Message Logging Level Keywords

| Level Keyword                    |
|----------------------------------|
| Level                            |
| Description                      |
| Syslog Definition                |
| emergencies                      |
| System unstable                  |
| LOG_EMERG                        |
| alerts                           |
| Immediate action needed          |
| LOG_ALERT                        |
| critical                         |
| Critical conditions              |
| LOG_CRIT                         |
| errors                           |
| Error conditions                 |
| LOG_ERR                          |
| warnings                         |
| Warning conditions               |
| LOG_WARNING                      |
| notifications                    |
| Normal but significant condition |
| LOG_NOTICE                       |
| informational                    |
| Informational messages only      |

"Pass Any Exam. Any Time." - www.actualtests.com 458

LOG\_INFO

debugging

Debugging messages

LOG\_DEBUG

The software generates four other categories of messages:

Error messages about software or hardware malfunctions, displayed at levels warnings through emergencies. These types of messages mean that the functionality of the switch is affected. For information on how to recover from these malfunctions, see the system message guide for this

release.

.

typically used only by the Technical Assistance Center.

.

Interface up or down transitions and system restart messages, displayed at the notifications level.

This message is only for information; switch functionality is not affected.

.

Reload requests and low-process stack messages, displayed at the informational level. This message is only for information; switch functionality is not affected.

References: [http://www.cisco.com/c/en/us/td/docs/switches/lan/catalyst2950/software/release/12-1\\_9\\_ea1/configuration/guide/scg/swlog.html](http://www.cisco.com/c/en/us/td/docs/switches/lan/catalyst2950/software/release/12-1_9_ea1/configuration/guide/scg/swlog.html)

[http://www.cisco.com/c/en/us/td/docs/switches/lan/catalyst2960/software/release/12-2\\_55\\_se/configuration/guide/scg\\_2960/swlog.html](http://www.cisco.com/c/en/us/td/docs/switches/lan/catalyst2960/software/release/12-2_55_se/configuration/guide/scg_2960/swlog.html)

```
mls qos queue-set output 1 threshold 2 80 90 100 100
mls qos queue-set output 1 threshold 3 400 400 100 800
mls qos queue-set output 1 threshold 4 60 100 100 100
```

### QUESTION 453

Refer to the exhibit.

"Pass Any Exam. Any Time." - www.actualtests.com 459

If the remaining configuration uses default values, what is the expected output of the show mls qos queue-set command?

A.

```
Queueset: 1
Queue      :      1      2      3      4
-----
buffers    :    25     25     25     25
threshold1 :   100     80    400     60
threshold2 :   100     90    400    100
reserved   :     50    100    100    100
maximum    :    400    100    800    100
```

B.

```
Queueset: 1
Queue      :      1      2      3      4
-----
buffers    :    25     25     25     25
threshold1 :   100     80    400     60
threshold2 :   100     90    400    100
reserved   :     50    100    100    100
maximum    :   100    100    800    100
```

C.

```
Queueset: 1
Queue      :      1      2      3      4
-----
buffers    :    25     25     25     25
threshold1 :     50     80    400     60
threshold2 :     50     90    400    100
reserved   :     50    100    100    100
maximum    :    400    100    800    100
```

"Pass Any Exam. Any Time." - www.actualtests.com 460



D.

```
Queueset: 1
Queue      :      1      2      3      4
-----
buffers    :    25     25     25     25
threshold1:   100     80    400     60
threshold2:   100     90    400    100
reserved   :   100    100    100    100
maximum    :   400    100    800    100
```

- A. Exhibit A
- B. Exhibit B
- C. Exhibit C
- D. Exhibit D

**Correct Answer:** A

**Section:** (none)

**Explanation**

**Explanation/Reference:**

Explanation:

mls qos queue-set output qset-id threshold queue-id drop-threshold1 drop-threshold2 reserved- threshold maximum-threshold  
Configure the WTD thresholds, guarantee the availability of buffers, and configure the maximum memory allocation for the queue-set (four egress queues per port).

By default, the WTD thresholds for queues 1, 3, and 4 are set to 100 percent. The thresholds for queue 2 are set to 200 percent. The reserved thresholds for queues 1, 2, 3, and 4 are set to 50 percent. The maximum thresholds for all queues are set to 400 percent.

Reference:

[http://www.cisco.com/c/en/us/td/docs/switches/lan/catalyst3750x\\_3560x/software/release/12-2\\_55\\_se/configuration/guide/3750xscg/swqos.html](http://www.cisco.com/c/en/us/td/docs/switches/lan/catalyst3750x_3560x/software/release/12-2_55_se/configuration/guide/3750xscg/swqos.html)

#### QUESTION 454

Which two statements about HSRP are true? (Choose two.)

- A. Its virtual MAC is 0000.0C07.Acxx.  
"Pass Any Exam. Any Time." - [www.actualtests.com](http://www.actualtests.com) 461
- B. Its multicast virtual MAC is 0000.5E00.01xx.
- C. Its default configuration allows for pre-emption.
- D. It supports tracking.

E. It supports unique virtual MAC addresses.

**Correct Answer:** AD

**Section:** (none)

**Explanation**

**Explanation/Reference:**

Explanation:

Default HSRP Configuration

Feature

Default Setting

HSRP version

Version 1

HSRP groups

None configured

Standby group number

Standby MAC address

System assigned as: 0000.0c07.acXX, where XX is the HSRP group number

Standby priority

Standby delay

0 (no delay)

Standby track interface priority

Standby hello time

3 seconds

Standby holdtime

10 seconds

Reference:

[http://www.cisco.com/c/en/us/td/docs/switches/lan/catalyst3750x\\_3560x/software/release/12-2\\_55\\_se/configuration/guide/3750xscg/swhsrp.html](http://www.cisco.com/c/en/us/td/docs/switches/lan/catalyst3750x_3560x/software/release/12-2_55_se/configuration/guide/3750xscg/swhsrp.html)

#### **QUESTION 455**

Which two statements about the client-identifier in a DHCP pool are true? (Choose two.)

"Pass Any Exam. Any Time." - [www.actualtests.com](http://www.actualtests.com) 462

- A. It specifies a unique identifier that is used only for DHCP requests.
- B. It is specified by appending 01 to the MAC address of a DHCP client.
- C. It specifies a hardware address for the client.
- D. It specifies a unique identifier that is used only for BOOTP requests.
- E. It requires that you specify the hardware protocol.

**Correct Answer:** AB

**Section:** (none)

**Explanation**

**Explanation/Reference:**

Explanation:

Reference:

client-identifier unique-identifier

Example:

Device(dhcp-config)# client-identifier 01b7.0813.8811.66

Specifies the unique identifier for DHCP clients.

This command is used for DHCP requests.

DHCP clients require client identifiers. You can specify the unique identifier for the client in either of the following ways:

A 7-byte dotted hexadecimal notation. For example, 01b7.0813.8811.66, where 01 represents the Ethernet media type and the remaining bytes represent the MAC address of the DHCP client.

A 27-byte dotted hexadecimal notation. For example, 7665.6e64.6f72.2d30.3032.342e.3937.6230.2e33.3734.312d.4661.302f.31. The equivalent ASCII string for this hexadecimal value is vendor-0024.97b0.3741-fa0/1, where vendor represents the vendor, 0024.97b0.3741 represents the MAC address of the source interface, and fa0/1 represents the source interface of the DHCP client.

See the Troubleshooting Tips section for information about how to determine the client identifier of the DHCP client.

Note

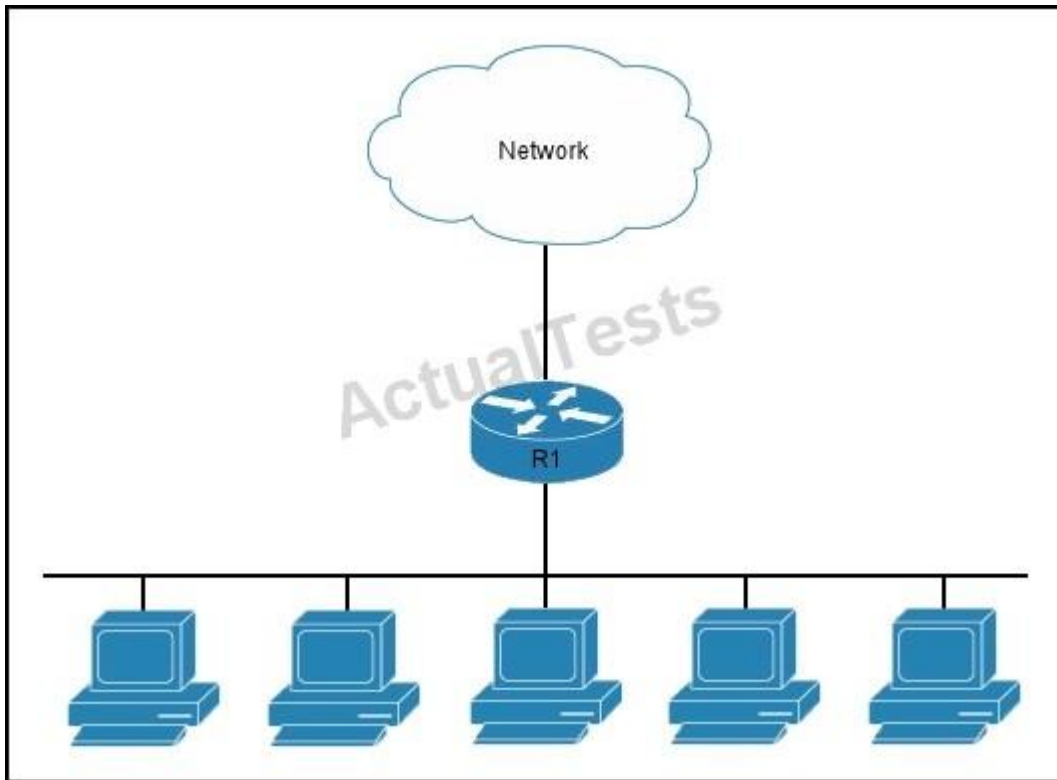
The identifier specified here is considered for a DHCP client that sends a client identifier in the packet.

Reference: [http://www.cisco.com/c/en/us/td/docs/ios-xml/ios/ipaddr\\_dhcp/configuration/15-mt/dhcp-15-mt-book/config-dhcp-server.html](http://www.cisco.com/c/en/us/td/docs/ios-xml/ios/ipaddr_dhcp/configuration/15-mt/dhcp-15-mt-book/config-dhcp-server.html)

"Pass Any Exam. Any Time." - [www.actualtests.com](http://www.actualtests.com) 463

**QUESTION 456**

Refer to the exhibit.



If router R1 is functioning as a DHCPv6 server and you enter the command `show ipv6 dhcp binding`, which two options are pieces of information in the output? (Choose two.)

- A. The IA PD
- B. The DUID
- C. The prefix pool
- D. The DNS server
- E. The Rapid-Commit setting

**Correct Answer:** AB

**Section:** (none)

**Explanation**

**Explanation/Reference:**

Explanation:

In the following example, the show ipv6 dhcp binding command shows information about two clients, including their DUIDs, IAPDs, prefixes, and preferred and valid lifetimes:

Router# show ipv6 dhcp binding

Client: FE80::202:FCFF:FEA5:DC39 (GigabitEthernet2/1/0)  
DUID. 000300010002FCA5DC1C

"Pass Any Exam. Any Time." - www.actualtests.com 464

IA PD. IA ID 0x00040001, T1 0, T2 0

Prefix: 3FFE:C00:C18:11::/68

preferred lifetime 180, valid lifetime 12345

expires at Nov 08 2002 02:24 PM (12320 seconds)

Client: FE80::202:FCFF:FEA5:C039 (GigabitEthernet2/1/0)

DUID. 000300010002FCA5C01C

IA PD. IA ID 0x00040001, T1 0, T2 0

Prefix: 3FFE:C00:C18:1::/72

preferred lifetime 240, valid lifetime 54321

expires at Nov 09 2002 02:02 AM (54246 seconds)

Prefix: 3FFE:C00:C18:2::/72

preferred lifetime 300, valid lifetime 54333

expires at Nov 09 2002 02:03 AM (54258 seconds)

Prefix: 3FFE:C00:C18:3::/72

preferred lifetime 280, valid lifetime 51111

Reference: [http://www.cisco.com/c/en/us/td/docs/ios-xml/ios/ipaddr\\_dhcp/configuration/xe-3s/dhcp-xe-3s-book/ip6-dhcp-prefix-xe.html](http://www.cisco.com/c/en/us/td/docs/ios-xml/ios/ipaddr_dhcp/configuration/xe-3s/dhcp-xe-3s-book/ip6-dhcp-prefix-xe.html)

#### QUESTION 457

Which two statements about NPTv6 are true? (Choose two.)

- A. The translation is invisible to applications that hard code IP information within the application logic.
- B. It is a one-way stateful translation for the IPv6 address.
- C. Translation is 1:1 at the network layer.
- D. It is a two-way stateless translation for the network prefix.

**Correct Answer:** CD

**Section:** (none)

**Explanation**

**Explanation/Reference:**

Explanation:

This document describes a stateless, transport-agnostic IPv6-to-IPv6 Network Prefix Translation (NPTv6) function that provides the address-

independence benefit associated with IPv4-to-IPv4 NAT (NAPT44) and provides a 1:1 relationship between addresses in the "inside" and "outside" prefixes, preserving end-to-end reachability at the network layer  
NPTv6 Translation is stateless, so a "reset" or brief outage of an NPTv6 Translator does not break connections that traverse the translation function, and if multiple NPTv6 Translators exist between the same two networks, the load can shift or be dynamically load shared among them. NPTv6 is

"Pass Any Exam. Any Time." - [www.actualtests.com](http://www.actualtests.com) 465

defined to include a two-way, checksum-neutral, algorithmic translation function, and nothing else.

Reference: <https://tools.ietf.org/html/rfc6296>

#### **QUESTION 458**

Which three protocols can use enhanced object tracking? (Choose three.)

- A. HSRP
- B. Proxy-ARP
- C. VRRP
- D. GLBP
- E. NTP
- F. DHCP

**Correct Answer:** ACD

**Section:** (none)

**Explanation**

**Explanation/Reference:**

Explanation:

The Enhanced Object Tracking feature separates the tracking mechanism from HSRP and creates a separate standalone tracking process that can be used by other processes and HSRP. This feature allows tracking of other objects in addition to the interface line-protocol state. A client process such as HSRP, Virtual Router Redundancy Protocol (VRRP), or Gateway Load Balancing Protocol (GLBP), can register its interest in tracking objects and then be notified when the tracked object changes state.

Reference: <http://www.cisco.com/c/en/us/td/docs/ios-xml/ios/ipapp/configuration/15-mt/iap-15-mt-book/iap-eot.html>

#### **QUESTION 459**

What are the three primary components of NetFlow? (Choose three.)

- A. Flow caching
- B. A flow collector
- C. The data analyzer
- D. Flow sequence numbers

- E. Cisco Express Forwarding  
"Pass Any Exam. Any Time." - www.actualtests.com 466
- F. Multicast

**Correct Answer:** ABC

**Section:** (none)

**Explanation**

**Explanation/Reference:**

Explanation:

NetFlow includes three key components that perform the following capabilities:

- Flow caching analyzes and collects IP data flows entering router or switch interfaces and prepares data for export. It enables the accumulation of data on flows with unique characteristics, such as IP addresses, application, and CoS.
- FlowCollector and Data Analysis captures exported data from multiple routers and filters and aggregates the data according to customer policies, and then stores this summarized or aggregated data. Users can leverage Cisco NetFlow collector as a flow collector, or they can opt for a variety of third-party partner products. A Graphical user interface displays and analyzes NetFlow data collected from FlowCollector files. This allows users to complete near-real-time visualization or trending analysis of recorded and aggregated flow data. Users can specify the router and aggregation scheme and desired time interval.

Reference: [http://www.cisco.com/c/en/us/products/collateral/ios-nx-os-software/ios-netflow/product\\_data\\_sheet0900aecd80173f71.html](http://www.cisco.com/c/en/us/products/collateral/ios-nx-os-software/ios-netflow/product_data_sheet0900aecd80173f71.html)

#### **QUESTION 460**

Which two options are actions that EEM can perform after detecting an event? (Choose two.)

- A. Place a port in err-disabled.
- B. Generate an SNMP trap.
- C. Reload the Cisco IOS Software.
- D. Send an SMS.

**Correct Answer:** BC

**Section:** (none)

**Explanation**

**Explanation/Reference:**

Explanation:

action snmp-trap

To specify the action of generating a Simple Network Management Protocol (SNMP) trap when an Embedded Event Manager (EEM) applet is triggered, use the action snmp-trap command in applet configuration mode.

ction reload

To specify the action of reloading the Cisco IOS software when an Embedded Event Manager (EEM) applet is triggered, use the action reload command

in applet configuration mode.

"Pass Any Exam. Any Time." - [www.actualtests.com](http://www.actualtests.com) 467

Reference: [http://www.cisco.com/c/en/us/td/docs/ios/12\\_2s/feature/guide/fs\\_eem2.html](http://www.cisco.com/c/en/us/td/docs/ios/12_2s/feature/guide/fs_eem2.html)

#### **QUESTION 461**

On which three options can Cisco PfR base its traffic routing? (Choose three.)

- A. Time of day
- B. An access list with permit or deny statements
- C. Load-balancing requirements
- D. Network performance
- E. User-defined link capacity thresholds
- F. Router IOS version

**Correct Answer:** CDE

**Section:** (none)

**Explanation**

**Explanation/Reference:**

Explanation:

Key Advantages of using PfR for Load balancing:

Reference: <http://docwiki.cisco.com/wiki/PfR:Solutions:InternetOutboundLoadBalancing>

#### **QUESTION 462**

DRAG DROP

Drag and drop the DSCP PHB on the left to the corresponding binary representation on the right.



|      |          |
|------|----------|
| AF31 | 10111000 |
| AF43 | 01010000 |
| AF22 | 1110000  |
| AF13 | 01101000 |
| EF   | 00111000 |
| CS7  | 10011000 |

"Pass Any Exam. Any Time." - [www.actualtests.com](http://www.actualtests.com) 468

- A.
- B.
- C.
- D.

**Correct Answer:**

**Section: (none)**

**Explanation**

**Explanation/Reference:**

|      |      |
|------|------|
| AF31 | EF   |
| AF43 | AF22 |
| AF22 | CS7  |
| AF13 | AF31 |
| EF   | AF13 |
| CS7  | AF43 |

Explanation:

EF

AF22

CS7

AF31

AF13

AF43

**QUESTION 463**

Which two routing protocols are not directly supported by Cisco PfR route control, and rely on the

"Pass Any Exam. Any Time." - [www.actualtests.com](http://www.actualtests.com) 469  
Cisco PfR subfeature PIRO? (Choose two.)

- A. BGP
- B. EIGRP
- C. Static routing
- D. OSPF
- E. IS-IS

**Correct Answer:** DE

**Section:** (none)

**Explanation**

**Explanation/Reference:**

Explanation:

Protocol Independent Route Optimization (PIRO) introduced the ability of Performance Routing (PfR) to search for a parent route--an exact matching route, or a less specific route--in the IP Routing Information Base (RIB), allowing PfR to be deployed in any IP-routed environment including Interior Gateway Protocols (IGPs) such as OSPF and IS-IS.

Reference:

[http://www.cisco.com/c/en/us/td/docs/ios/pfr/configuration/guide/15\\_1/pfr\\_15\\_1\\_book/pfr-piro.html](http://www.cisco.com/c/en/us/td/docs/ios/pfr/configuration/guide/15_1/pfr_15_1_book/pfr-piro.html)

#### **QUESTION 464**

Which two tasks are required for configuring SNMP to send traps on a Cisco IOS device? (Choose two.)

- A. Create access controls for an SNMP community.
- B. Configure SNMP notifications.
- C. Configure the SNMP agent.
- D. Configure SNMP status monitoring and troubleshooting.
- E. Configure SNMP server group names.
- F. Configure the SNMP server engine ID.

**Correct Answer:** AB

**Section:** (none)

**Explanation**

**Explanation/Reference:**

Explanation:

The best current practices recommend applying Access Control Lists (ACLs) to community strings and ensuring that the requests community strings are not identical to notifications community strings. Access lists provide further protection when used in combination with other protective measures.

This example sets up ACL to community string:

```
access-list 1 permit 1.1.1.1 snmp-server community string1 ro 1
```

"Pass Any Exam. Any Time." - [www.actualtests.com](http://www.actualtests.com) 470

A key feature of SNMP is the ability to generate notifications from an SNMP agent. These notifications do not require that requests be sent from the SNMP manager. Unsolicited (asynchronous) notifications can be generated as traps or inform requests. Traps are messages alerting the SNMP manager to a condition on the network. Inform requests (informs) are traps that include a request for confirmation of receipt from the SNMP manager. Notifications can indicate improper user authentication, restarts, the closing of a connection, loss of connection to a neighbor router, or other significant events.

Reference:

[http://www.cisco.com/c/en/us/td/docs/ios/12\\_2/configfun/configuration/guide/ffun\\_c/fcf014.html#wp1007320](http://www.cisco.com/c/en/us/td/docs/ios/12_2/configfun/configuration/guide/ffun_c/fcf014.html#wp1007320)

#### **QUESTION 465**

Which two statements about SNMP traps are true? (Choose two.)

- A. They are sent by an agent after a specified event.
- B. They are sent when solicited after a specified event.
- C. They are equivalent to a community string.
- D. They provide solicited data to the manager.
- E. They are sent by a management station to an agent.
- F. Vendor-specific traps can be configured.

**Correct Answer:** AF

**Section:** (none)

**Explanation**

**Explanation/Reference:**

Explanation:

The SNMP agent contains MIB variables whose values the SNMP manager can request or change. A manager can get a value from an agent or store a value into the agent. The agent gathers data from the MIB, the repository for information about device parameters and network data. The agent can also respond to a manager's requests to get or set data. An agent can send unsolicited traps to the manager. Traps are messages alerting the SNMP manager to a condition on the network. Traps can mean improper user authentication, restarts, link status (up or down), MAC address tracking, closing of a TCP connection, loss of connection to a neighbor, or other significant events.

Reference: [http://www.cisco.com/c/en/us/td/docs/switches/lan/catalyst2960/software/release/12-2\\_55\\_se/configuration/guide/scg\\_2960/swsnmp.html](http://www.cisco.com/c/en/us/td/docs/switches/lan/catalyst2960/software/release/12-2_55_se/configuration/guide/scg_2960/swsnmp.html)

"Pass Any Exam. Any Time." - [www.actualtests.com](http://www.actualtests.com) 471

#### **QUESTION 466**

A configuration includes the line `ip nbar port-map SSH tcp 22 23 443 8080`. Which option describes the effect of this configuration line?

- A. It configures NBAR to search for SSH using ports 22, 23, 443, and 8080.
- B. It configures NBAR to allow SSH connections only on ports 22, 23, 443, and 8080.
- C. It enables NBAR to inspect for SSH connections.
- D. It creates a custom NBAR port-map named SSH and associates TCP ports 22, 23, 443, and 8080 to itself.

**Correct Answer:** A

**Section:** (none)

**Explanation**

**Explanation/Reference:**

Explanation:

The ip nbar-port-map command configures NBAR to search for a protocol or protocol name using a port number other than the well-known port.

Reference:

[http://www.cisco.com/c/en/us/td/docs/ios/12\\_2/qos/command/reference/fqos\\_r/qrfcmd10.pdf](http://www.cisco.com/c/en/us/td/docs/ios/12_2/qos/command/reference/fqos_r/qrfcmd10.pdf)

#### **QUESTION 467**

Which configuration sets a minimum quality of service on a Layer 2 access switch?

- A. mls qos cos override  
mls qos cos 2
- B. mls qos cos 2
- C. mls qos trust cos  
mls qos cos 2
- D. mls qos trust cos
- E. mls qos trust dscp

**Correct Answer:** A

**Section:** (none)

**Explanation**

**Explanation/Reference:**

Explanation:

The mls qos cos override interface command must be used to ensure that untrusted CoS values are explicitly set 0 (default).

Reference:

[http://www.cisco.com/c/en/us/td/docs/solutions/Enterprise/WAN\\_and\\_MAN/QoS\\_SRND/QoS-SRND-Book/QoSDesign.html](http://www.cisco.com/c/en/us/td/docs/solutions/Enterprise/WAN_and_MAN/QoS_SRND/QoS-SRND-Book/QoSDesign.html)

"Pass Any Exam. Any Time." - [www.actualtests.com](http://www.actualtests.com) 472

#### **QUESTION 468**

Which three statements about GLBP are true? (Choose three.)

- A. It uses a virtual MAC address that starts with 0007.b4.
- B. It elects a single active virtual gateway to appoint and manage multiple active virtual forwarders.
- C. It allows the configured virtual IP address to be used on a physical interface as well.
- D. It uses a virtual MAC address that starts with 0070.4b.
- E. It elects multiple active virtual gateways to appoint and manage a single active virtual forwarder.
- F. Preemption is enabled for the configured active virtual gateway by default.

**Correct Answer:** ABC

**Section: (none)**

**Explanation**

**Explanation/Reference:**

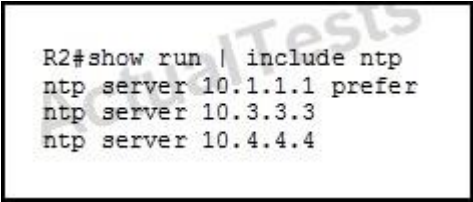
Explanation:

The virtual MAC address in GLBP is 0007.b400.xxyy where xx is the GLBP group number and yy is the different number of each gateway (01, 02, 03...). One of the routers in a GLBP group is elected as an AVG Active Virtual Gateway. There is only one active AVG in a group, and its task is to respond to ARP requests sent to the virtual gateway IP address replying different virtual MAC addresses in response packets.

GLBP allows the configured virtual IP address to be used on a physical interface. By default, the GLBP gateway preemptive scheme is disabled. A backup virtual gateway can become the AVG only if the current AVG fails, regardless of the priorities assigned to the virtual gateways.

**QUESTION 469**

Refer to the exhibit.



```
R2#show run | include ntp
ntp server 10.1.1.1 prefer
ntp server 10.3.3.3
ntp server 10.4.4.4
```

If the route to 10.1.1.1 is removed from the R2 routing table, which server becomes the master

"Pass Any Exam. Any Time." - [www.actualtests.com](http://www.actualtests.com) 473

NTP server?

- A. R2
- B. the NTP server at 10.3.3.3
- C. the NTP server at 10.4.4.4
- D. the NTP server with the lowest stratum number

**Correct Answer: D**

**Section: (none)**

**Explanation**

**Explanation/Reference:**

Explanation:

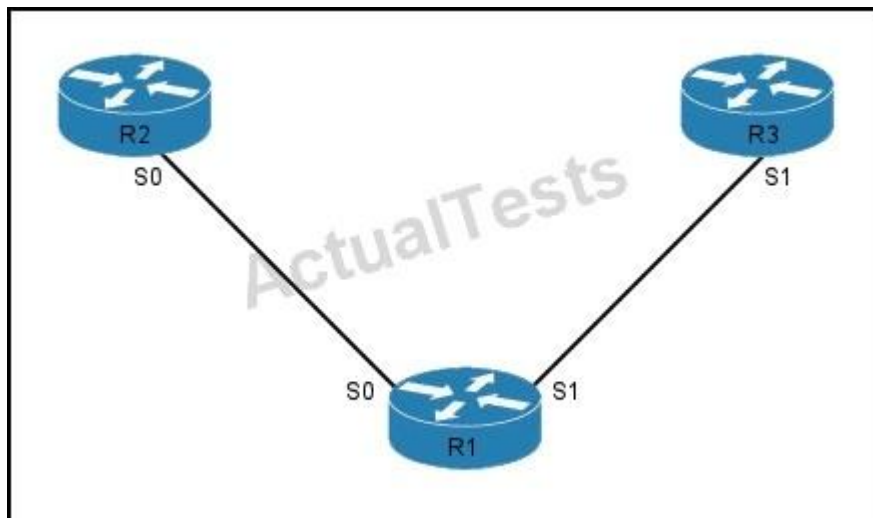
NTP uses a concept called "stratum" that defines how many NTP hops away a device is from an authoritative time source. For example, a device with stratum 1 is a very accurate device and might have an atomic clock attached to it. Another NTP server that is using this stratum 1 server to sync its own time would be a stratum 2 device because it's one NTP hop further away from the source. When you configure multiple NTP servers, the client will

prefer the NTP server with the lowest stratum value.

Reference: <https://networklessons.com/network-services/cisco-network-time-protocol-ntp/>

#### QUESTION 470

Refer to the exhibit.



Which feature can R1 use to fail over from R2 to R3 if the address for R2 becomes unavailable?

"Pass Any Exam. Any Time." - [www.actualtests.com](http://www.actualtests.com) 474

- A. object tracking
- B. HSRP
- C. GLBP
- D. LACP

**Correct Answer:** A

**Section:** (none)

**Explanation**

**Explanation/Reference:**

Explanation:

The object tracking feature allows you to create a tracked object that multiple clients can use to modify the client behavior when a tracked object



changes. Several clients register their interest with the tracking process, track the same object, and take different actions when the object state changes. Clients include the following features:

Embedded Event Manager (EEM)

.

Gateway Load Balancing Protocol (GLBP)

.

Hot Standby Redundancy Protocol (HSRP)

.

Virtual port channel (vPC)

.

Virtual Router Redundancy Protocol (VRRP)

The object tracking monitors the status of the tracked objects and communicates any changes made to interested clients. Each tracked object is identified by a unique number that clients can use to configure the action to take when a tracked object changes state.

Reference: [http://www.cisco.com/c/en/us/td/docs/switches/datacenter/sw/5\\_x/nx-os/unicast/configuration/guide/l3\\_cli\\_nxos/l3\\_object.html](http://www.cisco.com/c/en/us/td/docs/switches/datacenter/sw/5_x/nx-os/unicast/configuration/guide/l3_cli_nxos/l3_object.html)

```
Router1#show run
interface FastEthernet0/0
  ip address 10.20.10.1 255.255.255.0
  ip route-cache flow

ip flow-export version 5 origin-as
ip flow-export destination 209.165.200.227 49152
```

#### QUESTION 471

Refer to the exhibit.

"Pass Any Exam. Any Time." - [www.actualtests.com](http://www.actualtests.com) 475

Which two options are effects of the given configuration? (Choose two.)

- A. It sets the data export destination to 209.165.200.227 on UDP port 49152.
- B. It enables Cisco Express Forwarding on interface FastEthernet0/0.
- C. It configures the export process to include the BGP peer AS of the router gathering the data.
- D. It enables NetFlow switching on interface FastEthernet0/0.
- E. It sets the data export destination to 209.165.200.227 on TCP port 49152.

**Correct Answer:** AD

**Section:** (none)

**Explanation**

**Explanation/Reference:**

Explanation:

The "ip flow-export destination 209.165.200.227 49152" command specifies that the data export destination server is 209.165.200.227 using UDP port 49152.

The "ip route-cache flow" command under the fastethernet 0/0 interface enable netflow switching on that interface.

#### **QUESTION 472**

Which three options are components of an EEM CLI policy? (Choose three.)

- A. Safe-Tcl
- B. applet name
- C. Fast Tcl
- D. event
- E. action
- F. Tcl bytecode

**Correct Answer:** BDE

**Section:** (none)

**Explanation**

**Explanation/Reference:**

Explanation:

The Embedded Event Manager (EEM) monitors events that occur on your device and takes action to recover or troubleshoot these events, based on your configuration.

EEM consists of three major components:

Event statements -- Events to monitor from another Cisco NX-OS component that might require some action, workaround, or notification.

Action statements -- An action that EEM can take, such as sending an e-mail, or disabling an interface, to recover from an event.

Policies -- An applet name paired with one or more actions to troubleshoot or recover from the event.

"Pass Any Exam. Any Time." - [www.actualtests.com](http://www.actualtests.com) 476

Reference:

[http://www.cisco.com/c/en/us/td/docs/switches/datacenter/nexus5500/sw/system\\_management/6x/b\\_5500\\_System\\_Mgmt\\_Config\\_6x/b\\_5500\\_System\\_Mgmt\\_Config\\_6x\\_chapter\\_010011.html](http://www.cisco.com/c/en/us/td/docs/switches/datacenter/nexus5500/sw/system_management/6x/b_5500_System_Mgmt_Config_6x/b_5500_System_Mgmt_Config_6x_chapter_010011.html)

### QUESTION 473

Which two statements best describe the difference between active mode monitoring and passive mode monitoring? (Choose two.)

- A. Passive mode monitoring uses IP SLA to generate probes for the purpose of obtaining information regarding the characteristics of the WAN links.
- B. Active mode monitoring is the act of Cisco PfR gathering information on user packets assembled into flows by NetFlow.
- C. Active mode monitoring uses IP SLA probes for obtaining performance characteristics of the current exit WAN link.
- D. Passive mode monitoring uses NetFlow for obtaining performance characteristics of the exit WAN links.

**Correct Answer:** CD

**Section:** (none)

**Explanation**

**Explanation/Reference:**

Explanation:

Passive monitoring is the act of OER gathering information on user packets assembled into flows by NetFlow. OER, when enabled, automatically enables NetFlow on the managed interfaces on the border routers. By aggregating this information on the border routers and periodically reporting the collected data to the master controller, the network prefixes and applications in use can automatically be learned. Additionally, attributes like throughput, reachability, loading, packet loss, and latency can be deduced from the collected flows.

Active monitoring is the act of generating IP SLA probes to generate test traffic for the purpose of obtaining information regarding the characteristics of the WAN links. Active probes can either be implicitly generated by OER when passive monitoring has identified destination hosts, or explicitly configured by the network manager in the OER configuration.

Reference:

[http://products.mcisco.com/en/US/docs/solutions/Enterprise/WAN\\_and\\_MAN/Transport\\_diversity/Transport\\_Diversity\\_PfR.html#wp199209](http://products.mcisco.com/en/US/docs/solutions/Enterprise/WAN_and_MAN/Transport_diversity/Transport_Diversity_PfR.html#wp199209)

### QUESTION 474

"Pass Any Exam. Any Time." - [www.actualtests.com](http://www.actualtests.com) 477

Which option is a core event publisher for EEM?

- A. Timer
- B. Policy Director
- C. Applet

D. Script

**Correct Answer:** A

**Section:** (none)

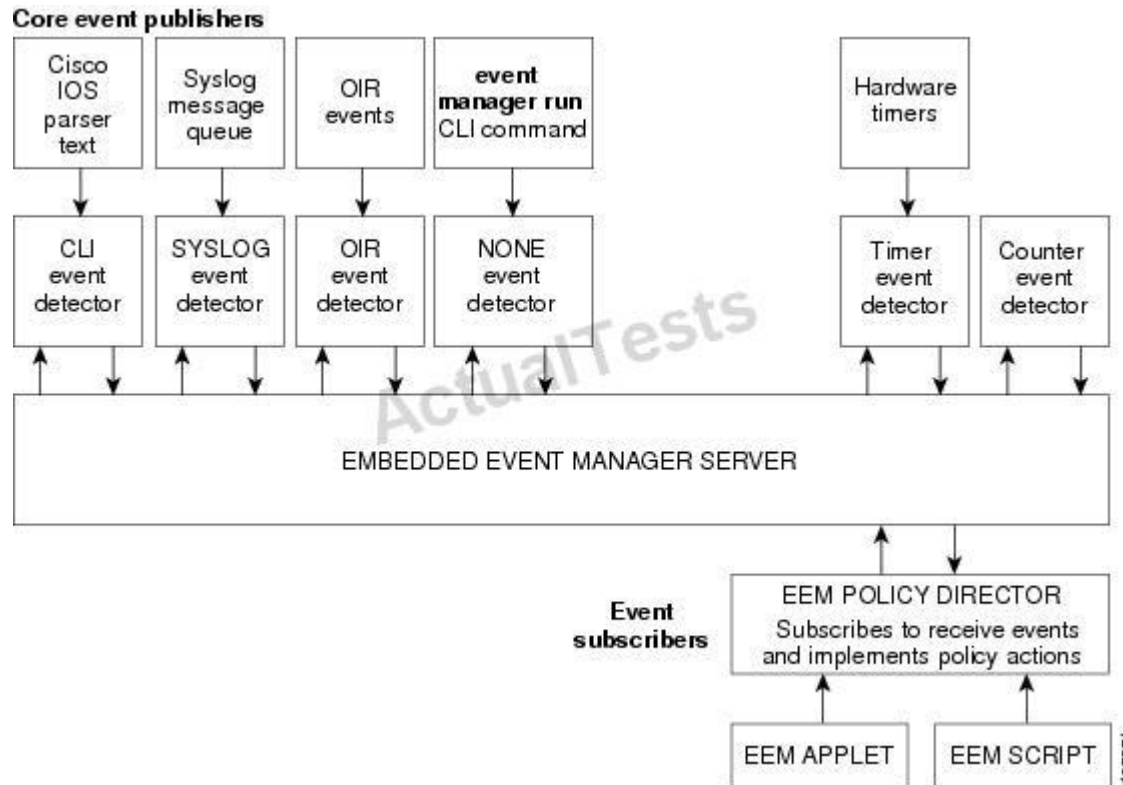
**Explanation**

**Explanation/Reference:**

Explanation:

EEM is a flexible, policy-driven framework that supports in-box monitoring of different components of the system with the help of software agents known as event detectors. The figure below shows the relationship between the EEM server, core event publishers (event detectors), and the event subscribers (policies). Basically, event publishers screen events and publish them when there is a match on an event specification that is provided by the event subscriber. Event detectors notify the EEM server when an event of interest occurs. The EEM policies that are configured using the Cisco command-line interface (CLI) then implement recovery on the basis of the current state of the system and the actions specified in the policy for the given event. EEM offers the ability to monitor events and take informational or corrective action when the monitored events occur or when a threshold is reached. An EEM policy is an entity that defines an event and the actions to be taken when that event occurs. There are two types of EEM policies: an applet or a script. An applet is a simple form of policy that is defined within the CLI configuration. A script is a form of policy that is written in Tool Command Language (Tcl).

Figure 1. Embedded Event Manager Core Event Detectors



"Pass Any Exam. Any Time." - [www.actualtests.com](http://www.actualtests.com) 478

Reference: <http://www.cisco.com/c/en/us/td/docs/ios-xml/ios/eem/configuration/15-mt/eem-15-mt-book/eem-overview.html>

#### QUESTION 475

Which three statements about implementing an application layer gateway in a network are true? (Choose three.)

- A. It allows client applications to use dynamic ports to communicate with a server regardless of whether NAT is being used.
- B. It maintains granular security over application-specific data.
- C. It allows synchronization between multiple streams of data between two hosts.
- D. Application layer gateway is used only in VoIP/SIP deployments.
- E. Client applications require additional configuration to use an application layer gateway.
- F. An application layer gateway inspects only the first 64 bytes of a packet before forwarding it through the network.

**Correct Answer:** ABC

**Section: (none)**

**Explanation**

**Explanation/Reference:**

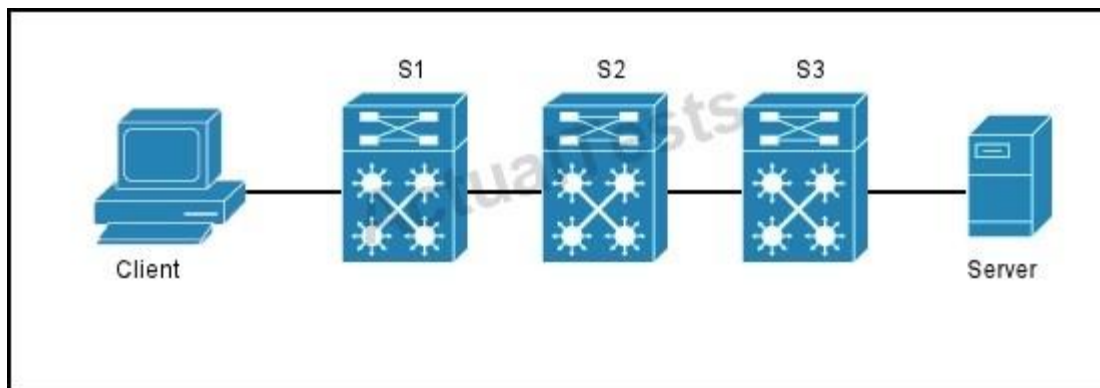
Explanation:

An ALG may offer the following functions:

Reference: [http://en.wikipedia.org/wiki/Application-level\\_gateway](http://en.wikipedia.org/wiki/Application-level_gateway)

**QUESTION 476**

Refer to the exhibit.



"Pass Any Exam. Any Time." - [www.actualtests.com](http://www.actualtests.com) 479

You are configuring the S1 switch for the switch port that connects to the client computer. Which configuration blocks users on the port from using more than 6 Mbps of traffic and marks the traffic for a class of service of 1?

A.

```
class-map match-all cos1
  match any
policy-map cos1
  class cos1
    set cos1
    police cir 6000000 bc 1125000 be 2250000 conform-action
      set-dscp-transmit cs1 exceed-action drop
      violate-action drop
```

B.

```
class-map match-any cos1
  match any
policy-map cos1
  class cos1
    police cir 6000000 bc 1125000 be 2250000 conform-action
      set-dscp-transmit cs1 exceed-action drop
      violate-action drop
```

C.

```
class-map match-all cos1
  match any
policy-map cos1
  class cos1
    set cos1
  policy cir 6000000 conform-action set-dscp-transmit cs1
    exceed-action permit violate-action permit
```

D. "Pass Any Exam. Any Time." - [www.actualtests.com](http://www.actualtests.com) 480

```
class-map match-any cos1
  match any
policy-map cos1
  class cos1
    set cos1
  policy cir 6000000 conform-action transmit exceed-action
    permit violate-action drop
```

- A. Exhibit A
- B. Exhibit B
- C. Exhibit C
- D. Exhibit D

**Correct Answer: A**

**Section: (none)**

**Explanation**

**Explanation/Reference:**

Explanation:

Only option A specified that the exceed and violate actions are set to drop for traffic over the CIR of 6 Mbps, and is also configured to set all traffic with a COS of 1 using the "set cos1" command.

Topic 7, Mix Questions

**QUESTION 477**

Which EIGRP packet types are sent as unicast packets?

- A. hello, update, query
- B. query, SIA query, reply
- C. SIA query, reply, ACK
- D. query, SIA query, SIA reply

**Correct Answer: C**

**Section: (none)**

**Explanation**

**Explanation/Reference:**

Explanation:

**QUESTION 478**

What is a reason for an EIGRP router to send an SIA reply to a peer?

"Pass Any Exam. Any Time." - [www.actualtests.com](http://www.actualtests.com) 481

- A. to respond to an SIA query with the alternative path requested
- B. to respond to a query reporting that the prefix has gone stuck-in-active
- C. to respond to an SIA query that the router is still waiting on replies from its peers
- D. to respond to a reply reporting that the prefix has gone stuck-in-active

**Correct Answer: C**

**Section: (none)**

**Explanation**

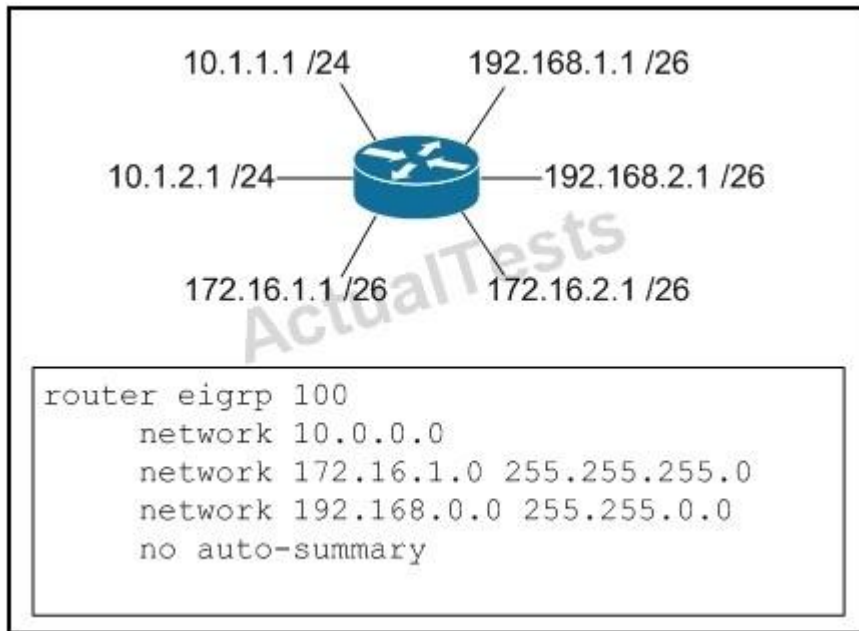
**Explanation/Reference:**

Explanation:

**QUESTION 479**

Refer to the exhibit.





Which prefixes will appear in the EIGRP topology table?

- A. 10.0.0.0/8, 172.16.1.0/24, 192.168.0.0/16
- B. 10.1.1.0/24, 10.1.2.0/24, 172.16.1.0/26, 192.168.1.0/26, 192.168.2.0/26
- C. 10.1.1.0/24, 10.1.2.0/24, 172.16.1.0/26, 172.16.2.0/26, 192.168.1.0/26, 192.168.2.0/26
- D. 10.1.1.1/24, 10.1.2.1/24, 172.16.1.1/26, 172, 192.168.1.1/26, 192.168.2.1/26

**Correct Answer:** B

**Section:** (none)

**Explanation**

**Explanation/Reference:**

Explanation:

"Pass Any Exam. Any Time." - [www.actualtests.com](http://www.actualtests.com) 482

#### QUESTION 480

What is the most common use for route tagging in EIGRP?

- A. to determine the route source for management purposes
- B. to change the metric of a prefix
- C. to filter routes in order to prevent routing loops
- D. to modify path selection for certain classes of traffic

**Correct Answer:** C

**Section:** (none)

**Explanation**

**Explanation/Reference:**

Explanation:

**QUESTION 481**

Refer to the exhibit.

```
RP1#show ipv6 mroute
Multicast Routing Table
Flags: D - Dense, S - Sparse, B - Bidir Group, s - SSM Group,
       C - Connected, L - Local, I - Received Source Specific Host Report,
       P - Pruned, R - RP-bit set, F - Register flag, T - SPT-bit set,
       J - Join SPT
Timers: Uptime/Expires
Interface state: Interface, State

(*, FF7E:200:2A02:B111:FC02:1:11FF:11EE), 00:00:35/never, RP
2A02:B111:FC02:1::1, flags: SCLJ
  Incoming interface: Null
  RPF nbr: ::
  Immediate Outgoing interface list:
    Ethernet2/0, Forward, 00:00:35/never
```

Which statement is true?

- A. The output shows an IPv6 multicast address with link-local scope.
- B. The output shows an IPv6 multicast address that is used for unique local sources only.
- C. The output shows an IPv6 multicast address that can be used for BIDIR-PIM only.
- D. The output shows an IPv6 multicast address with embedded RP.

**Correct Answer:** D

**Section:** (none)

**Explanation**

**Explanation/Reference:**

Explanation:

#### **QUESTION 482**

Which two statements about the max-age time in IS-IS are true? (Choose two.)

"Pass Any Exam. Any Time." - [www.actualtests.com](http://www.actualtests.com) 483

- A. The IS-IS max-age time is 20 minutes by default.
- B. The IS-IS max-age time is 60 minutes by default.
- C. The IS-IS max-age time increments from zero to max-age.
- D. The IS-IS max-age time decrements from max-age to zero.

**Correct Answer:** AD

**Section:** (none)

**Explanation**

**Explanation/Reference:**

Explanation:

#### **QUESTION 483**

Which two statements about the default behavior of IS-IS are true? (Choose two.)

- A. The default IS-IS router type is L1/L2.
- B. The default IS-IS metric type is wide.
- C. The default IS-IS interface circuit type is L1/L2.
- D. By default, two IS-IS routers must use the same hello interval and hold timer in order to become neighbors.

**Correct Answer:** AC

**Section:** (none)

**Explanation**

**Explanation/Reference:**

Explanation:

#### **QUESTION 484**

Which two statements about BPDU guard are true? (Choose two.)

- A. The global configuration command spanning-tree portfast bpduguard default shuts down interfaces that are in the PortFast-operational state when a BPDU is received on that port.
- B. The interface configuration command spanning-tree portfast bpduguard enable shuts down only interfaces with PortFast enabled when a BPDU is received.
- C. BPDU guard can be used to prevent an access port from participating in the spanning tree in the service provider environment.
- D. BPDU guard can be used to protect the root port.
- E. BPDU guard can be used to prevent an invalid BPDU from propagating throughout the network.

**Correct Answer:** AC

**Section:** (none)

**Explanation**

**Explanation/Reference:**

Explanation:

#### QUESTION 485

"Pass Any Exam. Any Time." - www.actualtests.com 484

Which two 802.1D port states are expected in a stable Layer 2 network? (Choose two.)

- A. forwarding
- B. learning
- C. listening
- D. blocking
- E. disabled

**Correct Answer:** AD

**Section:** (none)

**Explanation**

**Explanation/Reference:**

Explanation:

#### QUESTION 486

Where must the spanning-tree timers be configured if they are not using the default timers?

- A. They must be on the root bridge.
- B. They must be on any non-root bridge.
- C. Changing the default timers is not allowed.

D. Timers must be modified manually on each switch.

**Correct Answer:** A

**Section:** (none)

**Explanation**

**Explanation/Reference:**

Explanation:

**QUESTION 487**

Which three fields are part of a TCN BPDU? (Choose three.)

- A. protocol ID
- B. version
- C. type
- D. max-age
- E. flags
- F. message age

**Correct Answer:** ABC

**Section:** (none)

**Explanation**

**Explanation/Reference:**

Explanation:

**QUESTION 488**

"Pass Any Exam. Any Time." - [www.actualtests.com](http://www.actualtests.com) 485

With AutoInstall, which mechanism allows for automatic addressing of the serial interface using HDLC?

- A. ARP
- B. BOOTP
- C. DHCP
- D. SLARP

**Correct Answer:** D

**Section:** (none)

**Explanation**

**Explanation/Reference:**

Explanation:

**QUESTION 489**

Which two protocols does the Management Plane Protection feature support? (Choose two.)

- A. ARP
- B. HTTPS
- C. TFTP
- D. OSPF

**Correct Answer:** BC

**Section:** (none)

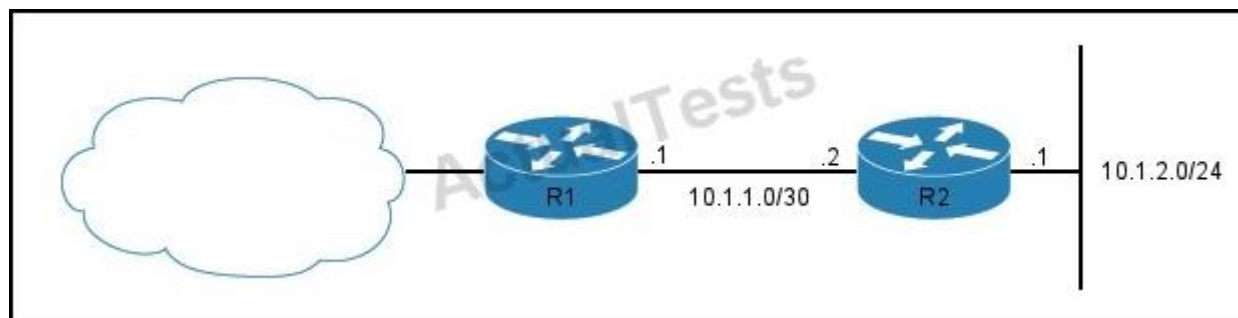
**Explanation**

**Explanation/Reference:**

Explanation:

**QUESTION 490**

Refer to the exhibit.



Which configuration reduces CPU utilization on R2 while still advertising the connected routes of R2 to R1?

- A. Configure eigrp stub connected on R2.
- B. Configure eigrp stub receive-only on R1.  
"Pass Any Exam. Any Time." - [www.actualtests.com](http://www.actualtests.com) 486
- C. Configure eigrp stub static on R2.
- D. Configure eigrp stub summary on R1.

**Correct Answer:** A

**Section:** (none)

**Explanation****Explanation/Reference:**

Explanation:

**QUESTION 491**

Which authentication types does OSPF support?

- A. null and clear text
- B. MD5 only
- C. MD5 and clear text
- D. null, clear text, and MD5
- E. clear text only

**Correct Answer:** D

**Section:** (none)

**Explanation****Explanation/Reference:**

Explanation:

**QUESTION 492**

Which ICMP message type is used to assist path MTU discovery?

- A. destination unreachable
- B. redirect message
- C. source quench
- D. time exceeded

**Correct Answer:** A

**Section:** (none)

**Explanation****Explanation/Reference:**

Explanation:

**QUESTION 493**

A configuration includes the line `ip route 10.0.0.0 255.0.0.0 172.16.10.10 permanent`.

Which option is a benefit of configuring this static route as permanent?

- A. It allows the route to be redistributed into the network even if the outgoing interface is down.  
"Pass Any Exam. Any Time." - www.actualtests.com 487
- B. It allows the route to be saved in the running configuration of the device.
- C. It places a hidden tag on the route that can be matched on other devices.
- D. It allows the route to have a tracking status even if no tracking object is configured.

**Correct Answer:** A

**Section:** (none)

**Explanation**

**Explanation/Reference:**

Explanation:

**QUESTION 494**

Refer to the exhibit.

```
R1#sh run | i mpls  
  
mpls ldp session protection  
mpls ldp discovery targeted-hello accept  
no mpls ldp advertise-labels  
mpls ldp advertise-labels for LOOPBACK-ONLY  
no mpls ip propagate-ttl forwarded  
mpls label protocol ldp
```

Which two statements about the R1 configuration are true? (Choose two.)

- A. The IP TTL value is copied to the MPLS field during label imposition.
- B. The structure of the MPLS network is hidden in a traceroute.
- C. The LDP session interval and hold times are configured for directly connected neighbors.
- D. R1 protects the session for 86400 seconds.
- E. All locally assigned labels are discarded.

**Correct Answer:** BD

**Section:** (none)

**Explanation**

**Explanation/Reference:**



Explanation:

**QUESTION 495**

Which two statements about IPsec VTI implementation are true? (Choose two.)

- A. The IKE SA can be bound to the VTI and the crypto map.
- B. The transform set can be configured only in tunnel mode.
- C. SVTIs support only a single IPsec SA.  
"Pass Any Exam. Any Time." - [www.actualtests.com](http://www.actualtests.com) 488
- D. SVTIs support IPv4 packets that carry IPv6 packets.

**Correct Answer:** BC

**Section:** (none)

**Explanation**

**Explanation/Reference:**

Explanation:

**QUESTION 496**

Which command sets the maximum segment size for a TCP packet initiated from a router?

- A. ip mtu
- B. ip tcp adjust-mss
- C. ip tcp mss
- D. ip tcp window-size

**Correct Answer:** C

**Section:** (none)

**Explanation**

**Explanation/Reference:**

Explanation:

**QUESTION 497**

Which circumstance can cause TCP starvation and UDP dominance to occur?

- A. Too few queues are available.
- B. UDP is comprised of smaller packets than TCP.
- C. Retransmitted TCP packets are on the network.
- D. UDP and TCP data are assigned to the same service-provider class.

**Correct Answer:** D

**Section:** (none)

**Explanation**

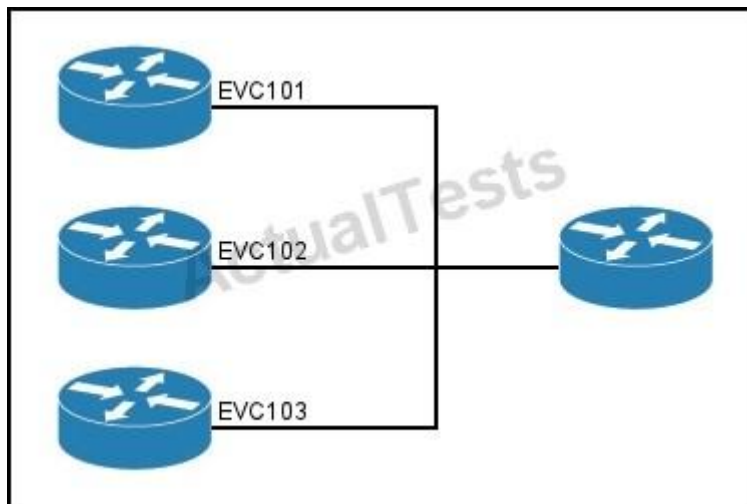
**Explanation/Reference:**

Explanation:

**QUESTION 498**

Refer to the exhibit.

"Pass Any Exam. Any Time." - www.actualtests.com 489



Which statement about the topology is true?

- A. It provides a transparent LAN service.
- B. It provides only point-to-multipoint connections between UNIs.
- C. It uses port-based connections at the hub.
- D. It provides point-to-point connections between UNIs.

**Correct Answer:** D

**Section:** (none)

**Explanation**

**Explanation/Reference:**

Explanation:

**QUESTION 499**

Which two statements about reverse ARP are true? (Choose two.)

- A. Its servers require static mappings.
- B. It works with AutoInstall to configure new devices.
- C. It provides IP addresses for subnet masks.
- D. It provides IP addresses for default gateways.
- E. It requires less maintenance than DHCP.

**Correct Answer:** AB

**Section:** (none)

**Explanation**

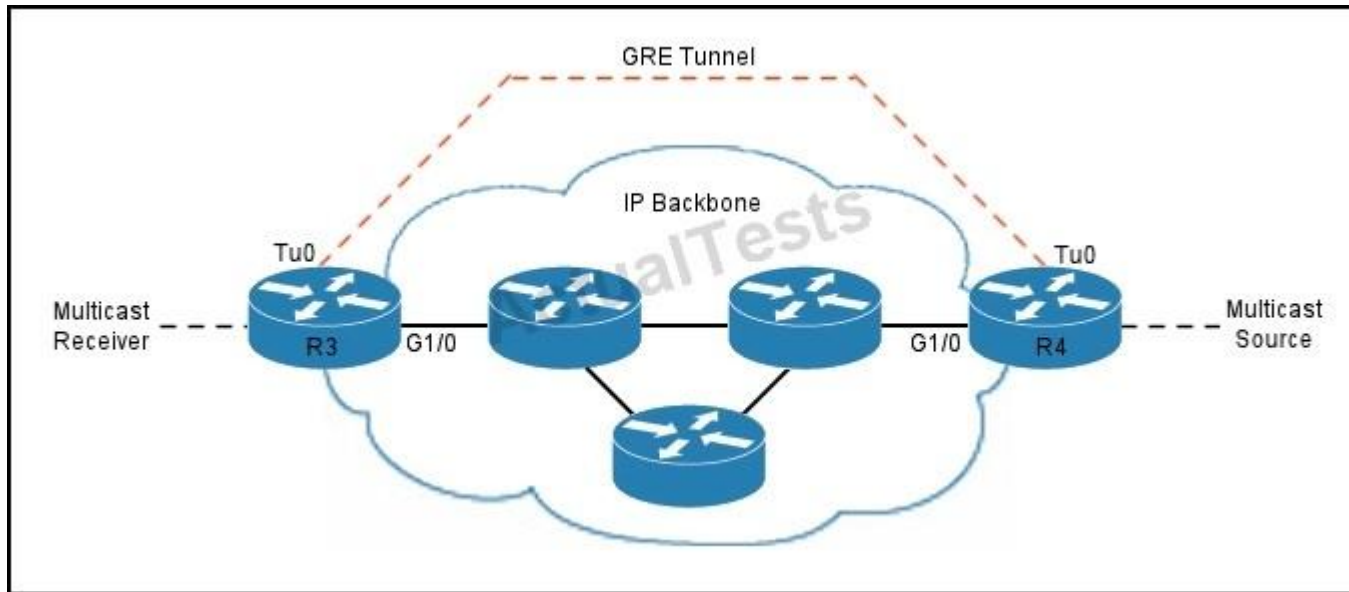
**Explanation/Reference:**

Explanation:

"Pass Any Exam. Any Time." - [www.actualtests.com](http://www.actualtests.com) 490

**QUESTION 500**

Refer to the exhibit.



This network is configured with PIM, and the RPF check has failed toward the multicast source. Which two configuration changes must you make to router R3 to enable the RPF check to pass? (Choose two.)

- A. Configure a static multicast route to the multicast source through the tunnel interface.
- B. Configure a static multicast route to the multicast source LAN through the tunnel interface.
- C. Configure a static multicast route to the multicast source LAN through the Ethernet interface.
- D. Remove the command `ip pim bidir-enable` from the R3 configuration.

**Correct Answer:** AB

**Section:** (none)

**Explanation**

**Explanation/Reference:**

Explanation:

#### QUESTION 501

In which two situations is an EIGRP hello packet sent as unicast? (Choose two.)

- A. during neighbor discovery
- B. when link costs change
- C. when the neighbor command is used

D. when an ACK is sent

**Correct Answer:** CD

**Section:** (none)

**Explanation**

**Explanation/Reference:**

Explanation:

"Pass Any Exam. Any Time." - [www.actualtests.com](http://www.actualtests.com) 491

### **QUESTION 502**

Which three options are results of the command `no mpls ip propagate-ttl`? (Choose three.)

- A. It prevents the TTL from being copied from the IP header to the MPLS header.
- B. It prevents the MPLS hops from being visible to a CE router when you perform a traceroute.
- C. A fixed TTL value of 255 is used for the first label of the IP packet.
- D. It prevents the TTL from being copied from the MPLS header back into the IP header.
- E. MPLS hops remain visible on a CE router when you perform a traceroute.
- F. A fixed TTL value of 1 is used for the first label of the IP packet.

**Correct Answer:** ABC

**Section:** (none)

**Explanation**

**Explanation/Reference:**

Explanation:

### **QUESTION 503**

Which statement about how a CE router is used in an MPLS VPN is true?

- A. It is located on the customer premises, where it peers and exchanges routes with the provider edge router.
- B. It is located on the provider premises, where it peers and exchanges routes with the customer edge router.
- C. It is located on the customer premises, but it is fully controlled by the provider, which provides a full routing table to the customer.
- D. It is located on the provider premises, and it routes only MPLS label traffic.

**Correct Answer:** A

**Section:** (none)

**Explanation**

**Explanation/Reference:**

Explanation:

**QUESTION 504**

Which three options are three benefits of an MPLS VPN? (Choose three.)

- A. It allows IP address space overlap by maintaining customer routes in a private routing table.
- B. It offers additional security by preventing intrusions directly into the customer routing table.
- C. It offers a transparent virtual network in which all customer sites appear on one LAN.
- D. It offers additional security by allowing only dynamic routing protocols between CE and PE routers.
- E. It allows IP address space overlap by maintaining customer routes in the global routing table "Pass Any Exam. Any Time." - www.actualtests.com 492 with unique BGP communities.
- F. Providers can send only a default route for Internet access into the customer VPN.

**Correct Answer:** ABC

**Section:** (none)

**Explanation**

**Explanation/Reference:**

Explanation:

**QUESTION 505**

Into which two pieces of information does the LISP protocol split the device identity? (Choose two.)

- A. Routing Locator
- B. Endpoint Identifier
- C. Resource Location
- D. Enterprise Identifier
- E. LISP ID
- F. Device ID

**Correct Answer:** AB

**Section:** (none)

**Explanation**

**Explanation/Reference:**

Explanation:

**QUESTION 506**

Which two protocols are used to establish IPv6 connectivity over an MPLS network? (Choose two.)

- A. 6PE
- B. 6VPE
- C. RSVP
- D. ISATAP
- E. LDP
- F. IPv6IP

**Correct Answer:** AB

**Section:** (none)

**Explanation**

**Explanation/Reference:**

Explanation:

#### **QUESTION 507**

Which three types of traffic are protected when you implement IPsec within an IPv6-in-IPv4

"Pass Any Exam. Any Time." - [www.actualtests.com](http://www.actualtests.com) 493  
tunnel? (Choose three.)

- A. IPv6 link-local traffic
- B. IPv6 multicast traffic
- C. IPv6 unicast traffic
- D. IPv4 tunnel control traffic
- E. IPv4 broadcast traffic
- F. IPv6 broadcast traffic

**Correct Answer:** ABC

**Section:** (none)

**Explanation**

**Explanation/Reference:**

Explanation:

#### **QUESTION 508**

Which three features does GETVPN support to improve deployment and scalability? (Choose three.)

- A. configuration of multiple key servers to work cooperatively

- B. allowing traffic to be discarded until a group member registers successfully
- C. local exceptions in the traffic classification ACL
- D. GDOI protocol configuration between group members and the key server
- E. redundant IPsec tunnels between group members and the key server
- F. redundant multicast replication streaming through the use of a bypass tunnel

**Correct Answer:** ABC

**Section:** (none)

**Explanation**

**Explanation/Reference:**

Explanation:

**QUESTION 509**

Refer to the exhibit.

"Pass Any Exam. Any Time." - [www.actualtests.com](http://www.actualtests.com) 494



```
aaa new-model
aaa authentication login default group tacacs+ local
aaa authentication enable default group tacacs+ enable
aaa authorization console
aaa authorization exec default group tacacs+ if-authenticated
aaa authorization commands 1 default group tacacs+ local if-authenticated
aaa authorization commands 4 default group tacacs+ if-authenticated
aaa authorization commands 15 default group tacacs+ local if-authenticated
aaa accounting exec default start-stop group tacacs+
aaa accounting commands 1 default start-stop group tacacs+
aaa accounting commands 15 default start-stop group tacacs+
aaa session-id common

line con 0
  exec-timeout 120 0
  logging synchronous
  transport input ssh telnet
  password cisco

line vty 0 4
  exec-timeout 120 0
  logging synchronous
  transport input ssh telnet
  password cisco
```

Which two configuration changes enable you to log in to the router? (Choose two.)

- A. Configure a user name and password on the device.
- B. Modify the default login authentication group to use the terminal line password.
- C. Remove the terminal line password on the console line.
- D. Modify the terminal lines to include transport input none.
- E. Configure the terminal lines to use the local user database.

**Correct Answer:** AB

**Section:** (none)

**Explanation**

**Explanation/Reference:**

Explanation:

**QUESTION 510**

Refer to the exhibit.

```
R1#show logging
Syslog logging: enabled (0 messages dropped, 1 messages rate-limited, 0 flushes, 0 overruns, xml disabled, filtering disabled)

No Active Message Discriminator.

No Inactive Message Discriminator.

  Console logging: level informational, 47 messages logged, xml disabled, filtering disabled
  Monitor logging: level debugging, 0 messages logged, xml disabled, filtering disabled
  Buffer logging: level debugging, 47 messages logged, xml disabled, filtering disabled
  Exception Logging: size (8192 bytes)
  Count and timestamp logging messages: disabled
  Persistent logging: disabled

No active filter modules.

  Trap logging: level informational, 51 message lines logged

Log Buffer (4096 bytes):
```

"Pass Any Exam. Any Time." - [www.actualtests.com](http://www.actualtests.com) 495

Which log levels are enabled for the console?

- A. informational only
- B. informational and debugging
- C. informational, debugging, notifications, warnings, errors, critical, alerts, and emergencies
- D. informational, notifications, warnings, errors, critical, alerts, and emergencies

**Correct Answer:** D

**Section:** (none)

**Explanation**

**Explanation/Reference:**

Explanation:

**QUESTION 511**

External EIGRP route exchange on routers R1 and R2 was failing because the routers had duplicate router IDs. You changed the `eigrp router-id` command on R1, but the problem persists. Which additional action must you take to enable the routers to exchange routes?

- A. Change the corresponding loopback address.
- B. Change the router ID on R2.
- C. Reset the EIGRP neighbor relationship.
- D. Clear the EIGRP process.

**Correct Answer:** D

**Section:** (none)

**Explanation**

**Explanation/Reference:**

Explanation:

#### QUESTION 512

Which two BGP path attributes are visible in Wireshark? (Choose two.)

- A. weight
- B. AS path
- C. local preference
- D. route maps

**Correct Answer:** BC

**Section:** (none)

**Explanation**

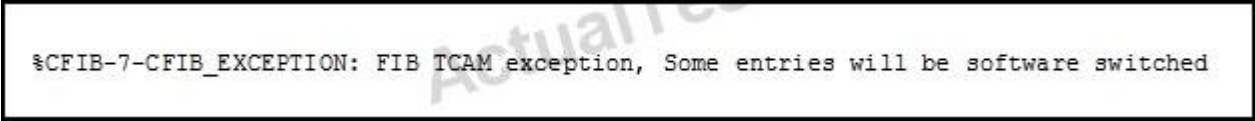
**Explanation/Reference:**

Explanation:

#### QUESTION 513

"Pass Any Exam. Any Time." - [www.actualtests.com](http://www.actualtests.com) 496

Refer to the exhibit.



```
%CFIB-7-CFIB_EXCEPTION: FIB TCAM exception, Some entries will be software switched
```

If a Layer 3 switch running OSPF in a VRF-lite configuration reports this error, which action can you take to correct the problem?

- A. Set mls cef maximum-routes in the global configuration.
- B. Add the vrf-lite capability to the OSPF configuration.
- C. Upgrade the Layer 3 switch to a model that can support more routes.
- D. Configure the control plane with a larger memory allocation to support the Cisco Express Forwarding Information Base.

**Correct Answer:** A

**Section:** (none)

**Explanation**

**Explanation/Reference:**

Explanation:

#### **QUESTION 514**

Which statement describes the effect of the configuration line redistribute maximum-prefix 1500 90 withdraw?

- A. After the 1500th route is redistributed, a warning is posted in the log file and 90 more routes are redistributed before further routes are discarded.
- B. After the 1350th route is redistributed, a warning is posted in the log file until the 1500th route is redistributed, and then further routes are discarded.
- C. After the 1500th route is redistributed, further routes are discarded only if the CPU is above 90%.
- D. The routing protocol receives 1500 routes. After the routing process has redistributed 90% of the routes, the process supernets routes and injects a NULL route to prevent black-hole routing.

**Correct Answer:** B

**Section:** (none)

**Explanation**

**Explanation/Reference:**

Explanation:

#### **QUESTION 515**

Which option is a correct match criterion for policy-based routing?

"Pass Any Exam. Any Time." - www.actualtests.com 497

- A. length
- B. interface type
- C. interface
- D. cost

**Correct Answer:** A

**Section:** (none)

### Explanation

#### Explanation/Reference:

Explanation:

#### QUESTION 516

Which EIGRP configuration results in subsecond failover outside of the basic routing protocol convergence?

- A. bfd all-interfaces
- B. timers active-time disabled
- C. timers active-time 1
- D. timers nsf route-hold 20

**Correct Answer:** A

**Section:** (none)

#### Explanation

#### Explanation/Reference:

Explanation:

#### QUESTION 517

Which two statements about BGP loop prevention are true? (Choose two.)

- A. Advertisements from PE routers with per-neighbor SOO configured include a Site of Origin value that is equal to the configured value of the BGP peering.
- B. If the configured Site of Origin value of a BGP peering is equal to the Site of Origin value on a route it receives, route advertisement is blocked to prevent a route loop.
- C. AS-override aids BGP loop prevention, but alternate loop prevention mechanisms are also necessary.
- D. Advertisements from the neighbors a BGP peering include a Site of Origin value that is separate from the configured value of the BGP peering.
- E. If the configured Site of Origin value of a BGP peering is greater than the Site of Origin value on a route it receives, route advertisement is blocked to prevent a route loop.
- F. If the configured Site of Origin value of a BGP peering is equal to the Site of Origin value on a route it receives, route advertisement is permitted.

**Correct Answer:** AB

**Section:** (none)

#### Explanation

#### Explanation/Reference:

Explanation:

"Pass Any Exam. Any Time." - [www.actualtests.com](http://www.actualtests.com) 498

**QUESTION 518**

Which option is the default point of insertion for the BGP cost community?

- A. before best path calculation
- B. after best path calculation
- C. after the IGP metric comparison
- D. after the router ID comparison

**Correct Answer:** C

**Section:** (none)

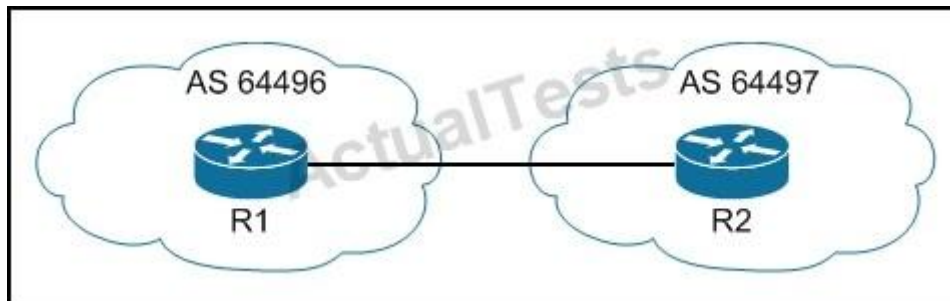
**Explanation**

**Explanation/Reference:**

Explanation:

**QUESTION 519**

Refer to the exhibit.



Which BGP feature allows R1 to send R2 a list of prefixes that R2 is prevented from advertising to R1?

- A. route refresh
- B. Prefix-Based Outbound Route Filtering
- C. distribute lists
- D. prefix lists

**Correct Answer:** B

**Section:** (none)

**Explanation**

**Explanation/Reference:**

Explanation:

**QUESTION 520**

"Pass Any Exam. Any Time." - www.actualtests.com 499

Refer to the exhibit.

```
R1#show ip bgp neighbor 192.168.1.1

BGP neighbor is 192.168.1.1, remote AS 64496, external link
  BGP version 4, remote router ID 192.168.1.1
  Neighbor under common administration
  BGP state = Established, up for 00:00:10
  Last read 00:00:10, last write 00:00:10, hold time is 180, keep alive interval is 60 seconds
  Neighbor capabilities:
    Route refresh: advertised and received(old & new)
    Address family IPv4 Unicast: advertised and received
  Message statistics:
    InQ depth is 0
    OutQ depth is 0

              Sent          Rcvd
  Opens:              1            1
  Notifications:      0            0
  Updates:             0            0
  Keepalives:          1            1
  Route Refresh:       0            0
  Total:               2            2
  Default minimum time between advertisement runs is 30 seconds
```

Which type of BGP peer is 192.168.1.1?

- A. route reflector client
- B. iBGP
- C. confederation
- D. VPNv4

**Correct Answer: C**

**Section: (none)**

**Explanation**

**Explanation/Reference:**

Explanation:

#### QUESTION 521

Which option describes what the default RT filter indicates when you implement the BGP RT constrained route distribution feature?

- A. A peer receives only a default route for each VRF.
- B. A peer receives all routes, regardless of the RT value.
- C. A peer receives routes only for RTs that are used on that router.
- D. A peer receives no routes, regardless of the RT value.

**Correct Answer:** B

**Section:** (none)

**Explanation**

**Explanation/Reference:**

Explanation:

#### QUESTION 522

Refer to the exhibit.

"Pass Any Exam. Any Time." - www.actualtests.com 500

```
RT: del 10.2.2.2/32 via 192.168.1.2, ospf metric [110/2]
RT: delete subnet route to 10.2.2.2/32
RT: NET-RED 10.2.2.2/32
RT: Try lookup less specific 10.2.2.2/32, default 1
RT: Failed found subnet on less specific
RT: return NULL
%BGP-5-ADJCHANGE: neighbor 10.2.2.2 Down Route to peer lost
```

Which BGP feature is being used?

- A. fast session deactivation
- B. graceful restart
- C. PIC
- D. graceful shutdown

**Correct Answer:** A



**Section: (none)**

**Explanation**

**Explanation/Reference:**

Explanation:

**QUESTION 523**

Refer to the exhibit.

```
SW1# show interface | include Vlan10 is  
interface Vlan10 is down, line protocol is down
```

Which two issues can cause the interface VLAN10 to be down/down? (Choose two.)

- A. The VLAN is inactive or has been removed from the VLAN database.
- B. STP is in a forwarding state on the port.
- C. A Layer 2 access port is configured with VLAN10, but is in a down/down state.
- D. The autostate exclude feature was used on interface VLAN10.

**Correct Answer: AC**

**Section: (none)**

**Explanation**

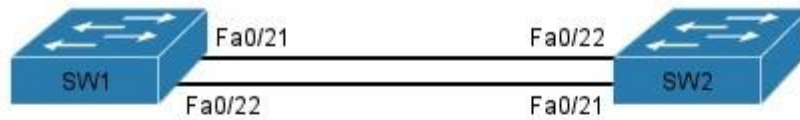
**Explanation/Reference:**

Explanation:

"Pass Any Exam. Any Time." - [www.actualtests.com](http://www.actualtests.com) 501

**QUESTION 524**

Refer to the exhibit.



SW1

vlan 10  
vlan 200

```
interface vlan 10
  ip address 172.29.1.1 255.255.255.0
```

```
interface fa0/21
  switchport trunk encapsulation dot1q
  switchport mode trunk
  switchport trunk allowed vlan add 200
```

```
interface fa0/22
  switchport trunk encapsulation dot1q
  switchport mode trunk
  switchport trunk allowed vlan add 200
```

SW2

vlan 10  
vlan 200

```
interface vlan 10
  ip address 172.29.1.2 255.255.255.0
```

```
interface fa0/21
  switchport trunk encapsulation dot1q
  switchport mode trunk
  switchport trunk allowed vlan add 200, 10
```

```
interface fa0/22
  switchport trunk encapsulation dot1q
  switchport mode trunk
  switchport trunk allowed vlan add 200, 10
```

Which two statements about this configuration are true? (Choose two.)

- A. Pings from SW2 to SW1 fail because SW1 is pruning VLAN 10.
- B. VLANs 10 and 200 are added to the SW2 allowed list on interface fa0/22.
- C. Pings from SW2 to SW1 are successful.
- D. Only VLAN 200 is added to the SW1 allowed list on interface fa0/22.

**Correct Answer:** BC

**Section:** (none)

**Explanation**

**Explanation/Reference:**

Explanation:

**QUESTION 525**

Refer to the exhibit.

```
%PM-4-ERR_DISABLE: channel-misconfig error detected on Po1, putting fa0/12 in err-disable state
```

Which two conditions can cause this error message to be displayed on the console? (Choose two.)

- A. The EtherChannel is configured as desirable on both ends.  
"Pass Any Exam. Any Time." - www.actualtests.com 502
- B. The port-channel on the adjacent device is misconfigured.
- C. There is a speed and duplex mismatch on interface fa0/12.
- D. The EtherChannel is configured as auto on one of the interfaces.

**Correct Answer:** BC

**Section:** (none)

**Explanation**

**Explanation/Reference:**

Explanation:

**QUESTION 526**

Which three statements about RIPng are true? (Choose three.)

- A. It supports route tags.
- B. It sends updates on FF02::9.
- C. Its RTE last byte is 0XFF.
- D. It supports authentication.
- E. It sends updates on UDP port 520.
- F. It can be used on networks of greater than 15 hops.

**Correct Answer:** ABC

**Section:** (none)

**Explanation**

**Explanation/Reference:**

Explanation:

**QUESTION 527**

Which option is the result if two adjacent routers are configured for OSPF with different process IDs?

- A. The routers are unable to establish an adjacency.
- B. The routers establish an adjacency, but route exchange fails.
- C. The routers establish an adjacency and exchange routes, but the routes are unreachable.
- D. The routers establish an adjacency and exchange routes, and the routes are reachable.

**Correct Answer:** D

**Section:** (none)

**Explanation**

**Explanation/Reference:**

Explanation:

**QUESTION 528**

Which two commands enable OSPF graceful shutdown? (Choose two.)

"Pass Any Exam. Any Time." - [www.actualtests.com](http://www.actualtests.com) 503

- A. nsf cisco
- B. ip ospf shutdown
- C. shutdown
- D. nsf ietf helper disable

**Correct Answer:** BC

**Section:** (none)

**Explanation**

**Explanation/Reference:**

Explanation:

**QUESTION 529**

Which object tracking function tracks the combined states of multiple objects?

- A. application
- B. interface
- C. stub-object
- D. list

**Correct Answer:** D

**Section:** (none)

**Explanation**

**Explanation/Reference:**

Explanation:

**QUESTION 530**

Which two options are EEM policies? (Choose two.)

- A. applets
- B. event detectors
- C. scripts
- D. syslogs
- E. actions

**Correct Answer:** AC

**Section:** (none)

**Explanation**

**Explanation/Reference:**

Explanation:

**QUESTION 531**

Which two metrics are measured with active probes when PfR voice traffic optimization is in use? (Choose two.)

"Pass Any Exam. Any Time." - [www.actualtests.com](http://www.actualtests.com) 504

- A. MOS
- B. cost
- C. jitter
- D. bandwidth

**Correct Answer:** AC

**Section:** (none)

**Explanation**

**Explanation/Reference:**

Explanation:

**QUESTION 532**

Which statement about NAT64 is true?

- A. It uses one-to-one mapping between IPv6 addresses and IPv4 addresses.
- B. It requires static address mapping between IPv6 addresses and IPv4 addresses.
- C. It can be used to translate an IPv6 network to another IPv6 network.
- D. It can be configured for stateless and stateful translation.

**Correct Answer:** D

**Section:** (none)

**Explanation**

**Explanation/Reference:**

Explanation:

### QUESTION 533

Which three statements about the differences between Cisco IOS and IOS-XE functionality are true? (Choose three.)

- A. Only IOS-XE Software can host applications outside of the IOS context.
- B. Only the IOS-XE Services Plane has multiple cores.
- C. Only the IOS-XE Data Plane has multiple cores.
- D. Only the IOS-XE Control Plane has multiple cores.
- E. Only IOS-XE module management integrates with packet processing.
- F. Only IOS-XE configuration and control is integrated with the kernel.

**Correct Answer:** ABC

**Section:** (none)

**Explanation**

**Explanation/Reference:**

Explanation:

### QUESTION 534

While troubleshooting an issue for a remote user, you must capture the communication between the user's computer and a server at your location. The traffic passes through a Cisco IOS-XE

"Pass Any Exam. Any Time." - [www.actualtests.com](http://www.actualtests.com) 505  
capable switch. Which statement about obtaining the capture is true?

- A. The Embedded Packet Capture application in the IOS-XE Software can capture the packets, but there is a performance impact.
- B. The Embedded Packet Capture application in the IOS-XE Software can capture the packets without impacting performance.

- C. The Mini Protocol Analyzer embedded in the IOS-XE Software can capture the packets without impacting performance.
- D. The Mini Protocol Analyzer embedded in the IOS-XE Software can be used to capture the packets, but there is a performance impact.
- E. Wireshark can capture packets through a SPAN port, but there is a performance impact.

**Correct Answer:** A

**Section:** (none)

**Explanation**

**Explanation/Reference:**

Explanation:

#### **QUESTION 535**

Which two actions can you take to recover an interface in a errdisable state? (Choose two.)

- A. Enable UDLD on the switch.
- B. Enable errdisable recovery on the switch.
- C. Execute the shutdown command on the interface, followed by the no shutdown command.
- D. Remove the related commands from the configuration and reenter them.
- E. Enable loop guard on the switch.

**Correct Answer:** BC

**Section:** (none)

**Explanation**

**Explanation/Reference:**

Explanation:

#### **QUESTION 536**

Which three protocols support SSM? (Choose three.)

- A. IGMPv2
- B. IGMPv3
- C. IGMP v3lite
- D. URD
- E. CGMP
- F. IGMPv1

**Correct Answer:** BCD

**Section:** (none)

### Explanation

#### Explanation/Reference:

"Pass Any Exam. Any Time." - [www.actualtests.com](http://www.actualtests.com) 506

Explanation:

#### QUESTION 537

Which additional feature must be enabled on a switch to allow PIM snooping to function correctly?

- A. IGMP snooping
- B. port security
- C. storm control
- D. dynamic ARP inspection

**Correct Answer:** A

**Section:** (none)

**Explanation**

#### Explanation/Reference:

Explanation:

#### QUESTION 538

Which two conditions must be met by default to implement the BGP multipath feature? (Choose two.)

- A. The next-hop routers must be the same.
- B. Route reflectors must be enabled.
- C. All attributes must have the same values.
- D. MPLS must be enabled.
- E. The next-hop routers must be different.

**Correct Answer:** CE

**Section:** (none)

**Explanation**

#### Explanation/Reference:

Explanation:

"Pass Any Exam. Any Time." - [www.actualtests.com](http://www.actualtests.com) 509

#### QUESTION 539

Which two statements about LDP advertising when Explicit Null is in effect are true? (Choose two.)



- A. Penultimate hop popping is disabled.
- B. Penultimate hop popping is enabled.
- C. It is the default behavior for LDP.
- D. It is used for the advertisement of static routes.
- E. It is used for the advertisement of connected routes.

**Correct Answer:** AE

**Section:** (none)

**Explanation**

**Explanation/Reference:**

Explanation:

#### **QUESTION 540**

You are configuring a DMVPN hub to perform CBWFQ on a per-spoke basis. Which information is used to identify the spoke?

- A. the NHRP network ID
- B. the spoke tunnel source IP
- C. the spoke tunnel interface IP address
- D. the NHRP group

**Correct Answer:** D

**Section:** (none)

**Explanation**

**Explanation/Reference:**

Explanation:

#### **QUESTION 541**

Which option is true about output policing for the control plane?

- A. It improves router performance by limiting traffic sent to the control plane.
- B. It improves router performance by limiting traffic sent from the control plane.
- C. It improves router performance by limiting traffic sent to and from the control plane.
- D. It controls traffic originated from the router.

**Correct Answer:** D

**Section:** (none)

**Explanation**

**Explanation/Reference:**

Explanation:

"Pass Any Exam. Any Time." - [www.actualtests.com](http://www.actualtests.com) 510

**QUESTION 542**

Which two types of traffic are blocked when the storm control threshold for multicast traffic is reached on a port? (Choose two.)

- A. BPDU
- B. OSPF
- C. CDP
- D. IS-IS
- E. LLDP

**Correct Answer:** BD

**Section:** (none)

**Explanation**

**Explanation/Reference:**

Explanation:

**QUESTION 543**

Which two options are contained in the MSG part of a syslog message? (Choose two.)

- A. TAG field
- B. CONTENT field
- C. three-digit priority value
- D. IP address of the sending device
- E. TLS port number

**Correct Answer:** AB

**Section:** (none)

**Explanation**

**Explanation/Reference:**

Explanation:

**QUESTION 544**

Which two values are needed to configure NTP authentication? (Choose two.)

- A. the encryption method
  - B. the key number
  - C. the burst mode
  - D. the key string
  - E. the Diffie-Hellman group
- "Pass Any Exam. Any Time." - [www.actualtests.com](http://www.actualtests.com) 511

**Correct Answer:** BD

**Section:** (none)

**Explanation**

**Explanation/Reference:**

Explanation:

#### **QUESTION 545**

You are configuring a DHCPv6 client for a DHCPv6 server with the prefix delegation feature. Which option is a result of the interface configuration when you enter the command `ipv6 address autoconfig default`?

- A. a static IPv6 default route pointing to the upstream DHCP server
- B. a static IPv6 default route pointing to the upstream DHCP relay
- C. a static IPv6 default route pointing to the upstream router
- D. a temporary stateless address, formed from the EUI-64 bit address and the prefix from the route advertisement of the upstream router

**Correct Answer:** A

**Section:** (none)

**Explanation**

**Explanation/Reference:**

Explanation:

#### **QUESTION 546**

Refer to the exhibit.

```
!
interface Loopback25
 ip address 25.25.25.1 255.255.255.255
!
interface Ethernet0/0
 ip address 192.168.12.1 255.255.255.252
 mpls ip
!
```

You are bringing a new MPLS router online and have configured only what is shown to bring LDP up. Assume that the peer has been configured in a similar manner. You verify the LDP peer state and see that there are no neighbors. What will the output of show mpls ldp discovery show?

- A. Interfaces:  
Ethernet0/0 (ldp): xmit
- B. Interfaces:  
"Pass Any Exam. Any Time." - www.actualtests.com 512  
Ethernet0/0 (ldp): xmit/recv  
LDP Id: 25.25.25.2:0; IP addr: 192.168.12.2
- C. Interfaces:  
Ethernet0/0 (ldp): xmit/recv  
LDP Id: 192.168.12.2:0; no route
- D. Interfaces:  
Ethernet0/0 (ldp): xmit/recv  
LDP Id: 25.25.25.2:0; no route

**Correct Answer:** D

**Section:** (none)

**Explanation**

**Explanation/Reference:**

Explanation:

#### QUESTION 547

Which three features are common to OSPF and IS-IS? (Choose three.)

- A. They both maintain a link-state database from which a Dijkstra-based SPF algorithm computes a shortest path tree.
- B. They both use DR and BDR in the broadcast network.
- C. They both use hello packets to form and maintain adjacencies.
- D. They both use NSSA and stub type areas to scale the network design.

E. They both have areas to form a two-level hierarchical topology.

**Correct Answer:** ACE

**Section:** (none)

**Explanation**

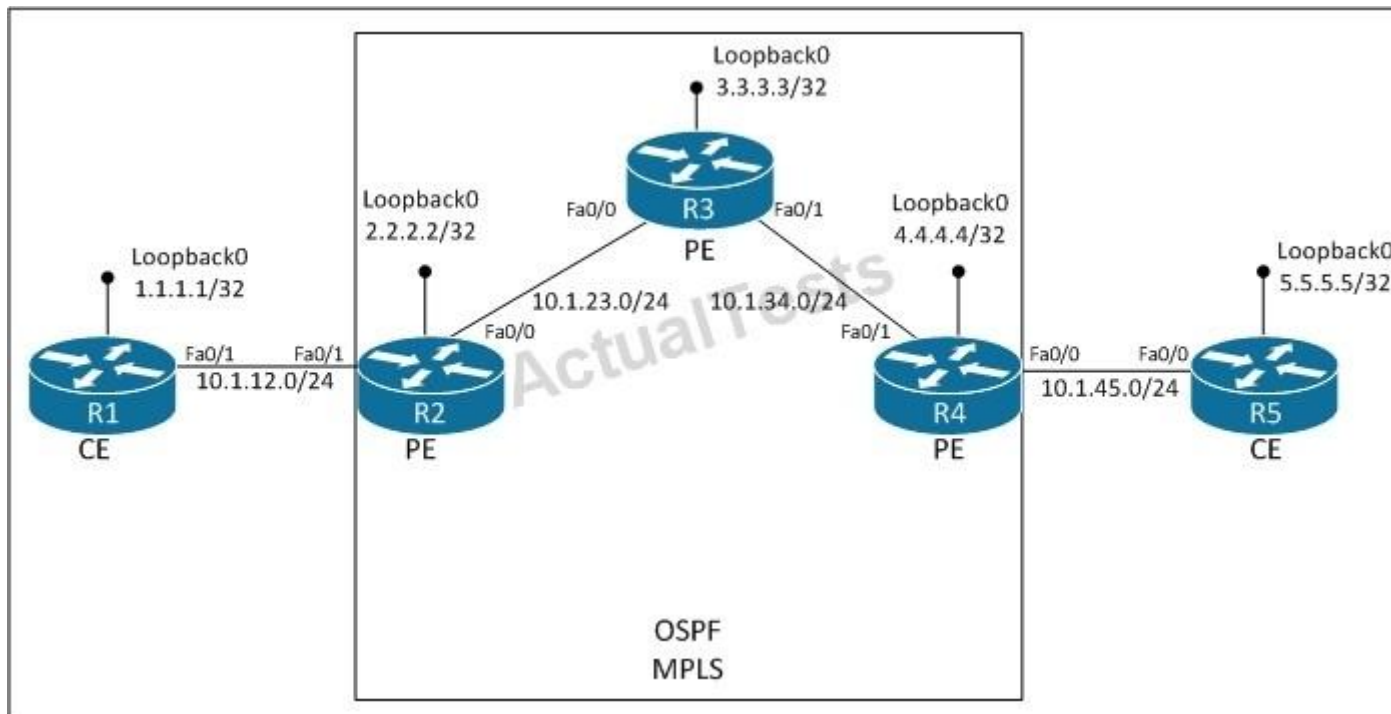
**Explanation/Reference:**

Explanation:

**QUESTION 548**

Refer to the exhibit.

"Pass Any Exam. Any Time." - www.actualtests.com 513



Which two commands are required on R3 in order for MPLS to function? (Choose two.)

A. mpls ip

- B. ip cef
- C. mpls label protocol tdp
- D. mpls ip propagate-ttl

**Correct Answer:** AB

**Section:** (none)

**Explanation**

**Explanation/Reference:**

Explanation:

#### **QUESTION 549**

Which two statements about the assert process in LAN-based PIM are true? (Choose two.)

- A. If the metrics are the same, the router with the lowest advertised routing protocol metric for that route is elected.
- B. If the metrics are the same, the router with the highest IP address on the LAN is elected.
- C. If the metrics are the same, the router with the highest advertised routing protocol metric for that route is elected.
- D. If the metrics are the same, the router with the lowest IP address on the LAN is elected.

**Correct Answer:** AB

**Section:** (none)

**Explanation**

**Explanation/Reference:**

Explanation:

#### **QUESTION 550**

"Pass Any Exam. Any Time." - [www.actualtests.com](http://www.actualtests.com) 514

Which two options are the two underlying protocols on which a DMVPN relies? (Choose two.)

- A. IPsec
- B. NHRP
- C. GDOI
- D. ISAKMP
- E. SSL
- F. NLRI

**Correct Answer:** AB

**Section:** (none)

**Explanation**

**Explanation/Reference:**

Explanation:

**QUESTION 551**

Which three parameters must match to establish OSPF neighbor adjacency? (Choose three.)

- A. the process ID
- B. the hello interval
- C. the subnet mask
- D. authentication
- E. the router ID
- F. the OSPF interface priority

**Correct Answer:** BCD

**Section:** (none)

**Explanation**

**Explanation/Reference:**

Explanation:

**QUESTION 552**

Which IP SLA operation type uses IP to measure the round-trip time between a router and a device?

- A. HTTP
- B. ICMP Echo
- C. ICMP Path Jitter
- D. UDP Jitter for VoIP

**Correct Answer:** B

**Section:** (none)

**Explanation**

**Explanation/Reference:**

Explanation:

"Pass Any Exam. Any Time." - [www.actualtests.com](http://www.actualtests.com) 515

**QUESTION 553**

What are two reasons to use the ip ospf database filter all out command? (Choose two.)

- A. to maintain a centralized OSPF database on a single master device
- B. to avoid flooding LSAs on low-speed links
- C. to ensure a consistent OSPF database across the network
- D. to selectively filter OSPF routes without disrupting the SPF algorithm
- E. to filter only type 7 LSAs from an OSPF area
- F. to enable OSPF to send triggered updates

**Correct Answer:** AB

**Section:** (none)

**Explanation**

**Explanation/Reference:**

Explanation:

#### **QUESTION 554**

On a broadcast interface, which two OSPF states support BFD sessions? (Choose two.)

- A. DR
- B. BDR
- C. DROTHER
- D. 2WAY
- E. FULL
- F. ACTIVE

**Correct Answer:** AB

**Section:** (none)

**Explanation**

**Explanation/Reference:**

Explanation:

#### **QUESTION 555**

Which two statements about BGP best-path selection are true? (Choose two.)

- A. The route with the highest local preference is preferred.
- B. The weight attribute is advertised to peers.
- C. The route with the lowest MED is preferred.
- D. A route that originates from iBGP peers is preferred.
- E. A route that originates from a router with a higher BGP router ID is preferred.



F. The lowest weight advertised is preferred.

**Correct Answer:** AC

**Section:** (none)

**Explanation**

**Explanation/Reference:**

"Pass Any Exam. Any Time." - www.actualtests.com 516

Explanation:

**QUESTION 556**

DRAG DROP

Drag each traceroute text character on the left to its meaning on the right.

|   |                              |
|---|------------------------------|
| * | The port is unreachable.     |
| ? | The probe timed out.         |
| A | The protocol is unreachable. |
| P | Unknown packet type.         |
| Q | The destination is too busy. |
| U | Prohibited.                  |

"Pass Any Exam. Any Time." - www.actualtests.com 520

A.

- B.
- C.
- D.

**Correct Answer:**

**Section: (none)**

**Explanation**

**Explanation/Reference:**

\*

U

?

\*

A

P

P

?

Q

Q

U

A

**Explanation:**

U

\*

P

?

Q

A

**QUESTION 557**

**DRAG DROP**

Drag and drop each IPv6 neighbor discovery message type on the left to the corresponding description on the right.

"Pass Any Exam. Any Time." - [www.actualtests.com](http://www.actualtests.com) 521

|                        |                                                                                              |
|------------------------|----------------------------------------------------------------------------------------------|
| neighbor redirect      | The message a node uses to share its link-layer address                                      |
| router solicitation    | The message a node uses to notify hosts on the link of a better first-hop for a destination  |
| router advertisement   | The message a node uses to discover the link-local addresses of other nodes on the link      |
| neighbor advertisement | The message a node uses to share information about its status and its local prefixes         |
| neighbor solicitation  | The message a host sends when it starts up, requesting local routers to transmit information |

- A.
- B.
- C.
- D.

**Correct Answer:**

**Section: (none)**

**Explanation**

**Explanation/Reference:**

neighbor redirect

router solicitation

router advertisement

neighbor advertisement

neighbor solicitation

neighbor advertisement

neighbor redirect

neighbor solicitation

router advertisement

router solicitation

Explanation:

neighbor advertisement

neighbor redirect

neighbor solicitation

router advertisement

router solicitation

"Pass Any Exam. Any Time." - [www.actualtests.com](http://www.actualtests.com) 522

**QUESTION 558**

Which topology allows the split-horizon rule to be safely disabled when using EIGRP?

"Pass Any Exam. Any Time." - [www.actualtests.com](http://www.actualtests.com) 530

- A. full mesh
- B. partial mesh
- C. hub and spoke
- D. ring

**Correct Answer:** C

**Section:** (none)

**Explanation**

**Explanation/Reference:**

Explanation:

**QUESTION 559**

Which two statements about IOS and IOS XE are true? (Choose two.)

- A. IOS XE can upgrade and restart applications independently of IOS.
- B. Only IOS uses the FFM to provide separation between the control plane and the data plane.
- C. IOS XE provides improved functionality and an enhanced UI.
- D. Only IOS runs as a single daemon within the Linux OS.
- E. IOS XE provides additional system functions that run as multiple separate processes in the OS.

**Correct Answer:** AE

**Section:** (none)

**Explanation**

**Explanation/Reference:**

Explanation:

**QUESTION 560**

Which two issues is TCP Sequence Number Randomization designed to prevent? (Choose two.)

- A. DDOS attacks

- B. OS fingerprinting
- C. man-in-the-middle attacks
- D. ARP poisoning
- E. Smurf attack

**Correct Answer:** BC

**Section:** (none)

**Explanation**

**Explanation/Reference:**

Explanation:

#### **QUESTION 561**

Which value is the maximum segment size if you start with an MTU of 1500 bytes and then remove the overhead of the Ethernet header, IP header, TCP header, and the MAC frame check sequence?

"Pass Any Exam. Any Time." - www.actualtests.com 531

- A. 1434 bytes
- B. 1460 bytes
- C. 1458 bytes
- D. 1464 bytes

**Correct Answer:** B

**Section:** (none)

**Explanation**

**Explanation/Reference:**

Explanation:

#### **QUESTION 562**

Which three improvements does Cisco IOS XE Software offer over traditional IOS Software? (Choose three.)

- A. It can run applications as separate processes on multicore CPUs.
- B. It supports drivers for data plane ASICs outside of the operating system.
- C. It allows platform-dependent code to be compiled into a single image.
- D. It supports multiple IOS instances simultaneously, sharing resources and internal infrastructure for scalability.
- E. It allows platform-independent code to be abstracted into a single microkernel for portability across platforms.
- F. It uses a QNX Neutrino-based environment underneath the IOS Software.

**Correct Answer:** ABC

**Section:** (none)

**Explanation**

**Explanation/Reference:**

Explanation:

**QUESTION 563**

Refer to the exhibit.

```
Switch(config-if)#switchport block unicast
```

Which two benefits result from using this command on a switch? (Choose two.)

- A. The port cannot forward unknown unicast packets.
- B. Network security is increased on the configured port.
- C. The port cannot forward unknown multicast packets.
- D. The port cannot forward unknown broadcast packets.
- E. Network security is increased on all ports of the switch.
- F. Unknown packets of all types, except unicast, are blocked.

**Correct Answer:** AB

**Section:** (none)

**Explanation**

**Explanation/Reference:**

Explanation:

**QUESTION 564**

Which two statements about IPv4 and IPv6 networks are true? (Choose two.)

- A. In IPv6, hosts perform fragmentation.
- B. IPv6 uses a UDP checksum to verify packet integrity.
- C. In IPv6, routers perform fragmentation.
- D. In IPv4, fragmentation is performed by the source of the packet.
- E. IPv4 uses an optional checksum at the transport layer.
- F. IPv6 uses a required checksum at the network layer.



**Correct Answer:** AB

**Section:** (none)

**Explanation**

**Explanation/Reference:**

Explanation:

**QUESTION 565**

What are three required commands when you enable source-specific multicast for addresses in the range 233.0.0.0/8? (Choose three.)

- A. ip multicast-routing
- B. ip igmp version 3
- C. ip pim ssm-range 233.0.0.0/8
- D. ip igmp version 2
- E. ip pim ssm-range default
- F. set routing-options multicast ssm-groups 233.0.0.0/8

**Correct Answer:** ABC

**Section:** (none)

**Explanation**

**Explanation/Reference:**

Explanation:

**QUESTION 566**

Refer to the exhibit.

"Pass Any Exam. Any Time." - [www.actualtests.com](http://www.actualtests.com) 533

```
Router#ping
Protocol [ip]:
Target IP address: 209.165.200.200
Repeat count [5]: 1
Datagram size [100]:
Timeout in seconds [2]:
Extended commands [n]: y
Source address or interface:
Type of service [0]:
Set DF bit in IP header? [no]: y
Validate reply data? [no]:
Data pattern [0xABCD]:
Loose, Strict, Record, Timestamp, Verbose[none]:
Sweep range of sizes [n]: y
Sweep min size [36]: 1460
Sweep max size [18024]: 1500
Sweep interval [1]:
Type escape sequence to abort.
Sending 41, [1460..1500]-byte ICMP Echos to 209.165.200.200,
timeout is 2 seconds:
Packet sent with the DF bit set
!!MMMMMMMM
Success rate is 80 percent (33/41), round-trip min/avg/max =
28/28/32 ms
Router#
```

What kind of problem is detected?

- A. The packet types that are being sent are unknown.
- B. The maximum MTU size that can be used is 1492.
- C. Waiting for a reply timed out.
- D. Fragmentation starts to occur when the MTU of 1472 is reached.

**Correct Answer:** B

**Section:** (none)

## Explanation

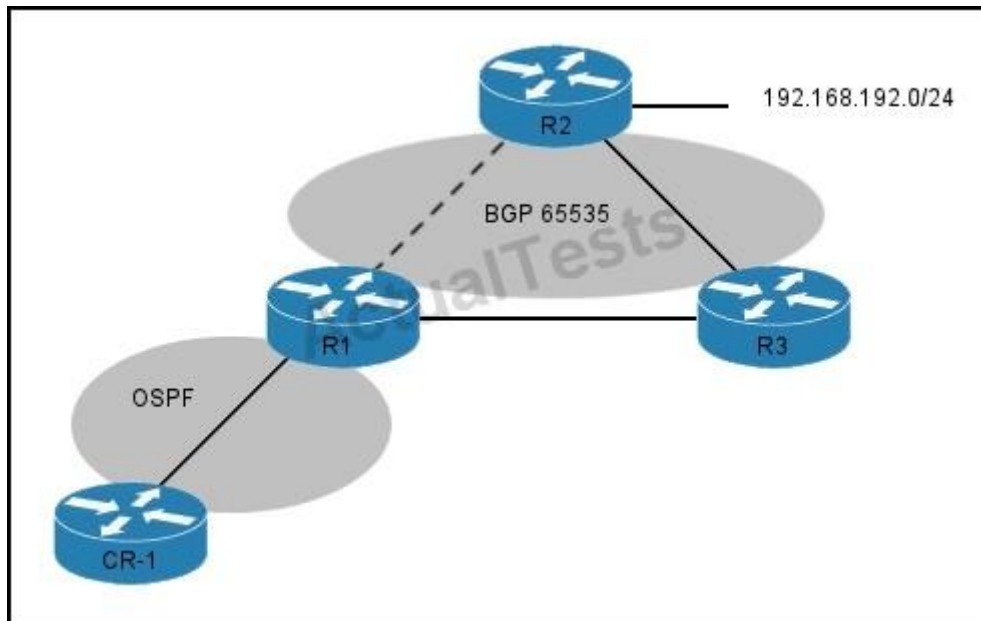
### Explanation/Reference:

Explanation:

### QUESTION 567

Refer to the exhibit.

"Pass Any Exam. Any Time." - www.actualtests.com 534



If a connection failure occurs between R1 and R2, which two actions can you take to allow CR-1 to reach the subnet 192.168.192.0/24 on R2? (Choose two.)

- A. Create a static route on R1 for subnet 192.168.192.0/24 towards R3 and redistribute it into OSPF.
- B. Turn up a BGP session between CR-1 and R1.
- C. Create a static route on R1 for subnet 192.168.192.0/24 towards R3 and redistribute it into BGP.
- D. Turn up an EIGRP session between R1 and R3 with AS 65535.
- E. Create an OSPF virtual link between CR-1 and R2 to bypass R1.

**Correct Answer:** AB

**Section: (none)**

**Explanation**

**Explanation/Reference:**

Explanation:

**QUESTION 568**

Refer to the exhibit.

"Pass Any Exam. Any Time." - www.actualtests.com 535

```
R1#show monitor capture status
Load for five secs: 0%/0%; one minute: 0%; five minutes: 0%

capture state      : ON
  [running for 00:03:26.860]
capture mode       : Circular [wrap count = 0 ]
Number of packets
  captured : 201
  dropped  : 0
  received : 591
Capture will stop after 00:01:33
```

Which two statements about this capture are true? (Choose two.)

- A. It is set to run for five minutes.
- B. It continues to capture data after the buffer is full.
- C. It is set to run for a period of 00:03:26.
- D. It captures data only until the buffer is full.
- E. It is set to use the default buffer type.

**Correct Answer:** AB

**Section: (none)**

**Explanation**

**Explanation/Reference:**

Explanation:

**QUESTION 569**

In which way does the Bridge Assurance mechanism modify the default spanning-tree behavior in an effort to prevent bridging loops?

- A. Received BPDUs are looped back toward the sender to ensure that the link is bidirectional.
- B. If BPDUs are no longer received on a port, the switch immediately sends out a TCN BPDU.
- C. Extended topology information is encoded into all BPDUs.
- D. BPDUs are sent bidirectional on all active network ports, including blocked and alternate ports.

**Correct Answer:** D

**Section:** (none)

**Explanation**

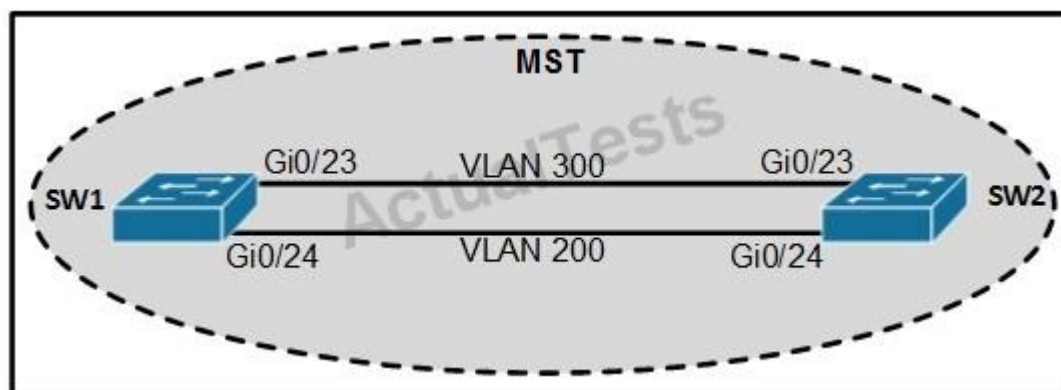
**Explanation/Reference:**

Explanation:

**QUESTION 570**

Refer to the exhibit.

"Pass Any Exam. Any Time." - www.actualtests.com 536



The VLAN-to-MST mapping is shown. (Assume SW1 acts as root for all possible MST instances.)

spanning-tree mst configuration name MST

revision 2

instance 0 vlan 1-200,301-4094 instance 1 vlan 201-300

!

If this topology is deployed, which action is required for traffic to flow on VLAN 200 and 300?

- A. Map VLAN 300 to instance 0.
- B. Map VLAN 200 to instance 2.
- C. Move instance 0 root to SW2.
- D. Move instance 1 root to SW2.
- E. Map both VLANs to instance 2.

**Correct Answer:** B

**Section:** (none)

**Explanation**

**Explanation/Reference:**

Explanation:

#### **QUESTION 571**

Which statement about UDLD is true?

- A. The udd reset command resets ports that have been error-disabled by both UDLD and Fast UDLD.
- B. Fast UDLD is configured in aggressive mode.
- C. Only bidirectional link failures can be detected in normal mode.
- D. Each switch in a UDLD topology can send and receive packets to and from its neighbors.

**Correct Answer:** A

**Section:** (none)

**Explanation**

**Explanation/Reference:**

"Pass Any Exam. Any Time." - [www.actualtests.com](http://www.actualtests.com) 537

Explanation:

#### **QUESTION 572**

What is the VLAN ID range of VLANs that are eligible for pruning?

- A. 2 through 1001
- B. 1 through 1005
- C. 1 through 4096
- D. 2 through 1005

Correct Answer: A

Section: (none)

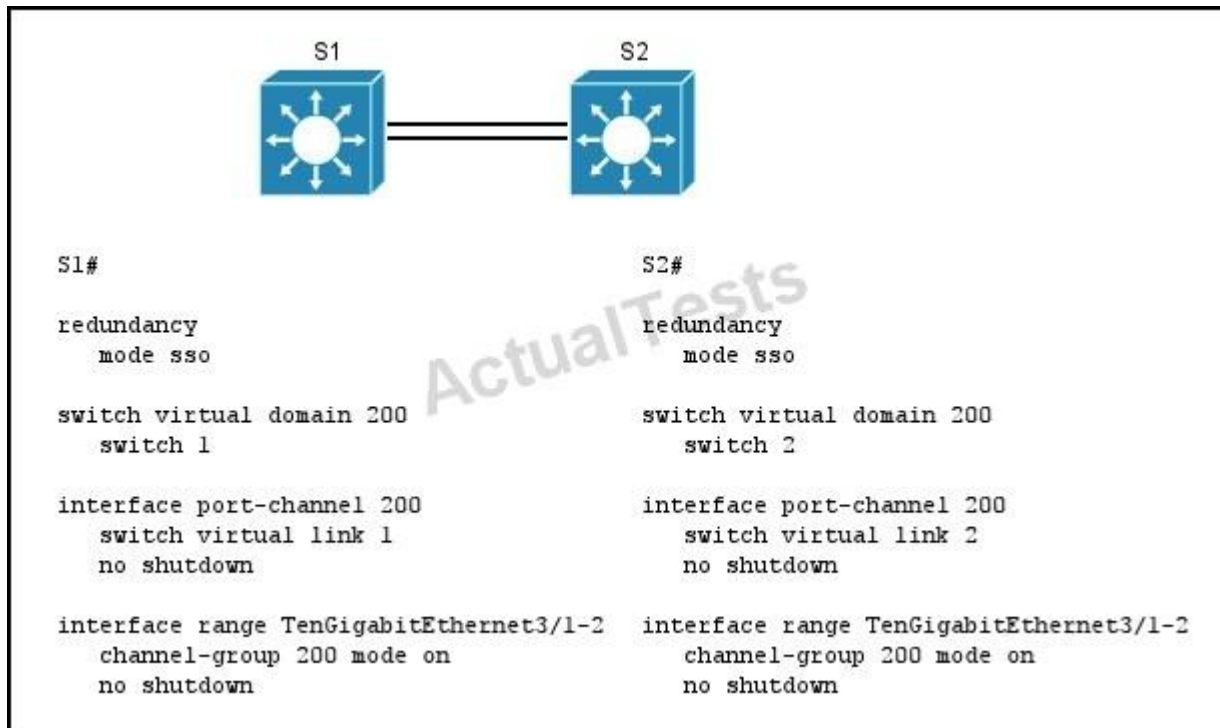
Explanation

Explanation/Reference:

Explanation:

### QUESTION 573

Refer to the exhibit.



The two standalone chassis are unable to convert into a VSS. What can you do to correct the problem?

- A. Set a different port channel number on each chassis.
- B. Set a different virtual domain ID on each chassis.  
"Pass Any Exam. Any Time." - www.actualtests.com 538
- C. Set the redundancy mode to rpr on both chassis.
- D. Add two ports to the port channel group.

**Correct Answer:** A

**Section:** (none)

**Explanation**

**Explanation/Reference:**

Explanation:

#### **QUESTION 574**

Which two statements about the MAC address table space are true? (Choose two.)

- A. You can disable learning on a VLAN to reduce table-space requirements.
- B. When you disable learning on a VLAN with an SVI, IP packet flooding in the Layer 2 domain is also disabled.
- C. Unicast, multicast, and broadcast MAC address filtering is configured globally and disabled by default.
- D. The default setting for static MAC addresses to age out of the MAC address table is 300 seconds.
- E. Turning off MAC learning on VLANs 900 through 1005 disables learning on VLANs 900 through 1001.

**Correct Answer:** AE

**Section:** (none)

**Explanation**

**Explanation/Reference:**

Explanation:

#### **QUESTION 575**

Which two statements about 802.1Q tunneling are true? (Choose two.)

- A. It requires a system MTU of at least 1504 bytes.
- B. The default configuration sends Cisco Discovery Protocol, STP, and VTP information.
- C. Traffic that traverses the tunnel is encrypted.
- D. It is supported on private VLAN ports.
- E. MAC-based QoS and UDLD are supported on tunnel ports.
- F. Its maximum allowable system MTU is 1546 bytes.

**Correct Answer:** AE

**Section:** (none)

**Explanation**

**Explanation/Reference:**

Explanation:



**QUESTION 576****DRAG DROP**

"Pass Any Exam. Any Time." - [www.actualtests.com](http://www.actualtests.com) 539

Drag each statement about EtherChannel protocols on the left to the matching EtherChannel protocol on the right.

A Cisco Proprietary protocol.

Supports 8 ports in a port group, with all active.

Supports auto and desirable configuration modes.

Supported by the IEEE 802.3ad protocol.

Supports 16 ports in a port group, with 8 active.

Supports active and passive configuration modes.

PAgP

1

2

3

LACP

1

2

3

- A.
- B.
- C.
- D.

Correct Answer:

Section: (none)

Explanation

Explanation/Reference:

A Cisco Proprietary protocol.

Supports 8 ports in a port group, with all active.

Supports auto and desirable configuration modes.

Supported by the IEEE 802.3ad protocol.

Supports 16 ports in a port group, with 8 active.

Supports active and passive configuration modes.

PAgP

A Cisco Proprietary protocol.

Supported by the IEEE 802.3ad protocol.

Supports 8 ports in a port group, with all active.

LACP

Supports auto and desirable configuration modes.

Supports 16 ports in a port group, with 8 active.

Supports active and passive configuration modes.

Explanation:

"Pass Any Exam. Any Time." - www.actualtests.com 540

**PAgP**

A Cisco Proprietary protocol.

Supported by the IEEE 802.3ad protocol.

Supports 8 ports in a port group, with all active.

**LACP**

Supports auto and desirable configuration modes.

Supports 16 ports in a port group, with 8 active.

Supports active and passive configuration modes.

**QUESTION 577****DRAG DROP**

Drag each spanning-tree feature on the left to the matching statement on the right.

"Pass Any Exam. Any Time." - [www.actualtests.com](http://www.actualtests.com) 541

|                    |                                                                                               |
|--------------------|-----------------------------------------------------------------------------------------------|
| BackboneFast       | Can create loops when configured on a non-host port.                                          |
| BPDU filtering     | Error-disables a port when it receives an erroneous BPDU.                                     |
| BPDU guard         | Enables the root port to transition directly from the blocking state to the forwarding state. |
| EtherChannel guard | Detects misconfigurations between a switch and a connected device.                            |
| Port Fast          | Discards inbound BPDUs and prevents the interface from sending outbound BPDUs.                |
| UplinkFast         | Starts spanning-tree reconfiguration when it detects an indirect link failure.                |

- A.
- B.
- C.
- D.

**Correct Answer:**

**Section: (none)**

**Explanation**

**Explanation/Reference:**

|                    |                    |
|--------------------|--------------------|
| BackboneFast       | Port Fast          |
| BPDU filtering     | BPDU guard         |
| BPDU guard         | UplinkFast         |
| EtherChannel guard | EtherChannel guard |
| Port Fast          | BPDU filtering     |
| UplinkFast         | BackboneFast       |

Explanation:

"Pass Any Exam. Any Time." - [www.actualtests.com](http://www.actualtests.com) 542

Port Fast

BPDU guard

UplinkFast

EtherChannel guard

BPDU filtering

BackboneFast

#### QUESTION 578

What is the destination address of an IGMPv2 general membership query?

- A. 224.0.0.1
- B. 224.0.1.1
- C. 224.0.0.2
- D. the multicast group address

**Correct Answer:** A

**Section:** (none)

**Explanation**

**Explanation/Reference:**

Explanation:

#### QUESTION 579

Which two statements about MLD are true? (Choose two.)

"Pass Any Exam. Any Time." - www.actualtests.com 543

- A. MLD is a subprotocol of ICMPv6.
- B. When a single link supports multiple interfaces, only one interface is required to send MLD messages.
- C. MLD is a subprotocol of PIMv6.
- D. When a single link supports multiple interfaces, all supported interfaces are required to send MLD messages.
- E. There are three subtypes of MLD query messages.
- F. The code section in the MLD message is set to 1 by the sender and ignored by receivers.

**Correct Answer:** AB

**Section:** (none)

**Explanation**

**Explanation/Reference:**

Explanation:

#### **QUESTION 580**

How is the MRU for a multilink bundle determined?

- A. It is negotiated by LCP.
- B. It is manually configured on the multilink bundle.
- C. It is manually configured on all physical interfaces of a multilink bundle.
- D. It is negotiated by NCP.
- E. It is negotiated by IPCP.

**Correct Answer:** A

**Section:** (none)

**Explanation**

**Explanation/Reference:**

Explanation:

#### **QUESTION 581**

Which two statements about Metro Ethernet services are true? (Choose two.)

- A. EPL is a point-to-point service from one customer site to another across an MPLS backbone.
- B. EVPL is a multipoint service that emulates a LAN over an MPLS backbone.
- C. EPLAN is a multipoint service that emulates a LAN over an MPLS backbone.
- D. EVPL is a point-to-point service from one customer site to another across an MPLS backbone.

- E. ELAN is a point-to-point service from one customer site to another across an MPLS backbone.
- F. EVPL is a multipoint service with a root node that is suitable for multicast services.

**Correct Answer:** AB

**Section:** (none)

**Explanation**

**Explanation/Reference:**

Explanation:

"Pass Any Exam. Any Time." - www.actualtests.com 544

#### **QUESTION 582**

Which two options are disadvantages of a commingled dual-tier WAN rate-based Ethernet circuit? (Choose two.)

- A. It requires the maintenance of separate chassis.
- B. It has limited scalability.
- C. It requires additional CPU resources at the subscriber end.
- D. It is more difficult to secure.
- E. It can increase the likelihood of packet drops.

**Correct Answer:** AE

**Section:** (none)

**Explanation**

**Explanation/Reference:**

Explanation:

#### **QUESTION 583**

DRAG DROP

Drag and drop each MLPPP command on the left to the function it performs on the right.



|                                |                                                                                  |
|--------------------------------|----------------------------------------------------------------------------------|
| ppp iphc max-period            | Configures settings for CoS negotiations with a peer.                            |
| ppp lcp predictive             | Sets the LCP state to reduce negotiation times.                                  |
| ppp microcode                  | Sets a trigger condition for LCP renegotiation on an LNS.                        |
| ppp mru match                  | Limits the number of compressed packets that the device sends before the header. |
| ppp multilink multiclass local | Sets the reorder buffer size.                                                    |
| ppp multilink slippage         | Configures PPP framing on asynchronous interfaces.                               |

- A.
- B.
- C.
- D.

**Correct Answer:**

**Section: (none)**

**Explanation**

**Explanation/Reference:**

"Pass Any Exam. Any Time." - [www.actualtests.com](http://www.actualtests.com) 545

|                                |                                |
|--------------------------------|--------------------------------|
| ppp iphc max-period            | ppp multilink multiclass local |
| ppp lcp predictive             | ppp lcp predictive             |
| ppp microcode                  | ppp mru match                  |
| ppp mru match                  | ppp iphc max-period            |
| ppp multilink multiclass local | ppp multilink slippage         |
| ppp multilink slippage         | ppp microcode                  |

Explanation:

ppp multilink multiclass local

ppp lcp predictive

ppp mru match

ppp iphc max-period

ppp multilink slippage

ppp microcode

**QUESTION 584**

Refer to the exhibit.

"Pass Any Exam. Any Time." - [www.actualtests.com](http://www.actualtests.com) 546

```
ROGW-1#show ipv6 interface g0/1
GigabitEthernet0/1 is up, line protocol is up
IPv6 is enabled, link-local address is FE80::4000
No Virtual link-local address(es):
Global unicast address(es):
  2001:DB8:4000::4000, subnet is 2001:DB8:4000::/64
Joined group address(es):
  FF02::1
  FF02::2
  FF02::1:2
  FF02::1:FF00:4000
MTU is 1280 bytes
ICMP error messages limited to one every 100 milliseconds
ICMP redirects are enabled
ICMP unreachable are sent
ND DAD is disabled
ND reachable time is 30000 milliseconds (using 30000)
ND advertised reachable time is 0 (unspecified)
ND advertised retransmit interval is 0 (unspecified)
ND router advertisements are sent every 5 seconds
ND router advertisements live for 1800 seconds
ND advertised default router preference is Low
ND RAs are suppressed (periodic)
Hosts use stateless autoconfig for addresses.
Hosts use DHCP to obtain other configuration.
```

IPv6 SLAAC clients that are connected to the router are unable to acquire IPv6 addresses. What is the reason for this issue?

- A. Router advertisements are not sent by the router.
- B. Duplicate address detection is disabled but is required on multiaccess networks.
- C. The interface is configured to support DHCPv6 clients only.
- D. The configured interface MTU is too low for IPv6 to be operational.

**Correct Answer: A**

Section: (none)

Explanation

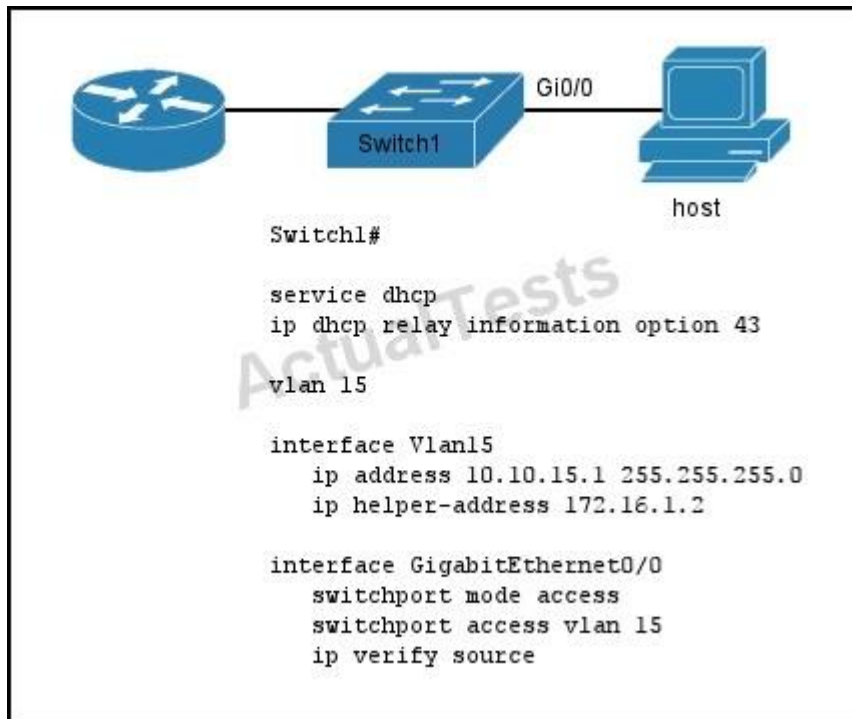
Explanation/Reference:

Explanation:

#### QUESTION 585

Refer to the exhibit.

"Pass Any Exam. Any Time." - www.actualtests.com 547



Why is the host unable to obtain an IP address?

- A. IP source guard is configured on the switch port.
- B. The DHCP server pool addresses are configured incorrectly.
- C. DHCP requests are being blocked.
- D. DHCP option 150 is disabled.

**Correct Answer:** A

**Section:** (none)

**Explanation**

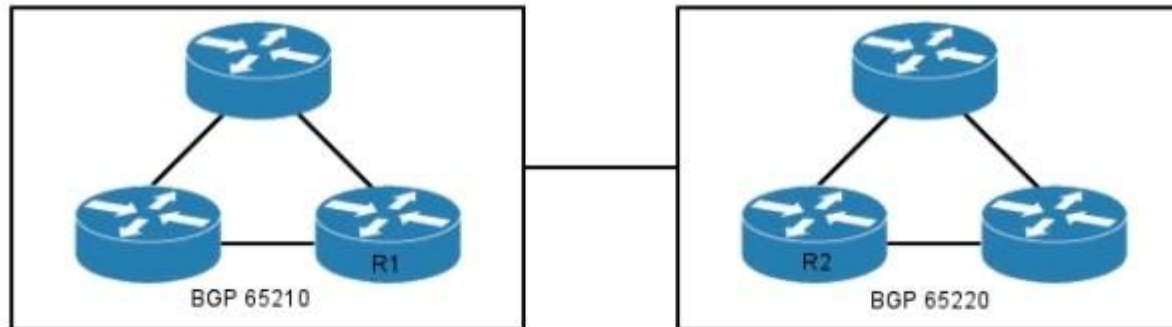
**Explanation/Reference:**

Explanation:

**QUESTION 586**

Refer to the exhibit.

"Pass Any Exam. Any Time." - [www.actualtests.com](http://www.actualtests.com) 548



```
R1#show run int lo0
Building configuration...

Current configuration : 116 bytes
interface Loopback0
 ip address 10.0.0.10 255.255.255.255
end
```

```
R1#show run int Gi0/0/0
Building configuration...

Current configuration : 233 bytes
interface GigabitEthernet0/0/0
 ip address 172.16.1.13 255.255.255.252
end
```

```
R1# show run | include msdp
Building configuration...

Current configuration : 120 bytes
ip msdp originator-id loopback 0
ip msdp peer 10.0.0.10 connect-source loopback 0 remote-as 65220
end
```

```
R2#show run int lo0
Building configuration...

Current configuration : 116 bytes
interface Loopback0
 ip address 10.0.0.20 255.255.255.255
end
```

```
R2#show run int Gi0/0/0
Building configuration...

Current configuration : 233 bytes
interface GigabitEthernet0/0/0
 ip address 172.16.1.14 255.255.255.252
end
```

```
R2# show run | include msdp
Building configuration...

Current configuration : 120 bytes
ip msdp originator-id loopback 0
ip msdp peer 10.0.0.10 connect-source loopback 0 remote-as 65210
end
```

Two multicast domains are configured as shown and connected with MSDP, but the two domains are unable to communicate. Which two actions can you take to correct the problem? (Choose two.)

- A. Change the peering IP address in AS 65220 to 10.0.0.20.
- B. Change the peering AS on R2 to 65210.

- C. Verify that UDP port 639 is open.
- D. Verify that TCP port 139 is open.
- E. Change the MSDP originator-id to GigabitEthernet 0/0/0 on both routers.
- F. Change the MSDP peering IP address on R2 to 172.16.1.13.

**Correct Answer:** AB

**Section:** (none)

**Explanation**

**Explanation/Reference:**

Explanation:

#### **QUESTION 587**

Which two options about PIM-DM are true? (Choose two.)

- A. PIM-DM initially floods multicast traffic throughout the network.
- B. In a PIM-DM network, routers that have no upstream neighbors prune back unwanted traffic.
- C. PIM-DM supports only shared trees.
- D. PIM-DM uses a pull model to deliver multicast traffic.
- E. PIM-DM cannot be used to build a shared distribution tree.

**Correct Answer:** AE

**Section:** (none)

**Explanation**

**Explanation/Reference:**

Explanation:

"Pass Any Exam. Any Time." - [www.actualtests.com](http://www.actualtests.com) 549

#### **QUESTION 588**

Which two statements about PIM-DM are true? (Choose two.)

- A. It forwards multicast packets on a source tree.
- B. It requires an RP.
- C. It forwards multicast packets on a shared distribution tree.
- D. It floods multicast packets to neighbors that have requested the data.
- E. It floods multicast packets throughout the network.
- F. It forwards multicast packets to neighbors that have requested the data.



**Correct Answer:** AE

**Section:** (none)

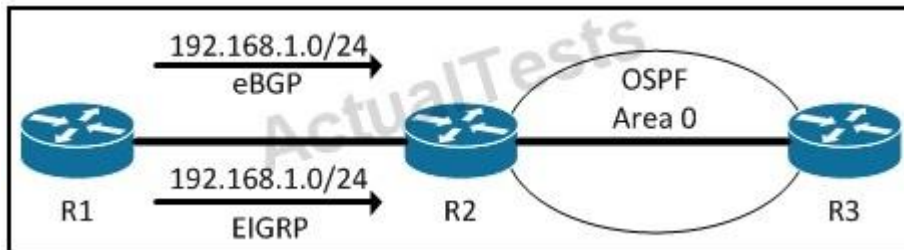
**Explanation**

**Explanation/Reference:**

Explanation:

**QUESTION 589**

Refer to the exhibit.



Router R2 is learning the 192.168.1.0/24 network from R1 via EIGRP and eBGP. R2 then redistributes EIGRP into OSPF as metric-type 2 with default metrics. Which metric of the route in the R3 routing table?

- A. 20
- B. 30
- C. 110
- D. The route is not present in the R3 routing table.

**Correct Answer:** D

**Section:** (none)

**Explanation**

**Explanation/Reference:**

Explanation:

"Pass Any Exam. Any Time." - [www.actualtests.com](http://www.actualtests.com) 550

**QUESTION 590**

Which component of the BGP ORF can you use to permit and deny routing updates?

- A. match

- B. action
- C. AFI
- D. SAFI
- E. ORF type

**Correct Answer:** A

**Section:** (none)


**Explanation**

**Explanation/Reference:**

Explanation:

#### QUESTION 591

Refer to the exhibit.



Which configuration must you apply to router R2 to enable BFD?

- A.
- ```

interface Ethernet 0/0
ip address 10.1.1.2 255.255.255.0
bfd interval 400 min_rx 400 multiplier 4
ip route static bfd Ethernet 0/0 10.1.1.1
ip route 10.255.255.2 255.255.255.255 ethernet 0/0 10.1.1.1
  
```

- B. "Pass Any Exam. Any Time." - [www.actualtests.com](http://www.actualtests.com) 551

```
interface Ethernet 0/0
ip address 10.1.1.2 255.255.255.0
bfd interval 400 min_rx 400 multiplier 4
ip route static bfd Ethernet 0/0 10.1.1.2
ip route 10.255.255.2 255.255.255.255 ethernet 0/0 10.1.1.1
```

C.

```
interface Ethernet 0/0
ip address 10.1.1.2 255.255.255.0
bfd interval 400 min_rx 400 multiplier 4
ip route static bfd Ethernet 0/0 10.255.255.1
ip route 10.0.0.0 255.0.0.0 ethernet 0/0 10.1.1.1
```

D.

```
interface Ethernet 0/0
ip address 10.1.1.2 255.255.255.0
bfd interval 400 min_rx 400 multiplier 4
ip route static bfd Ethernet 0/0 10.1.1.1
ip route 10.255.255.1 255.255.255.255 ethernet 0/0 10.1.1.2
```

- A. Exhibit A
- B. Exhibit B
- C. Exhibit C
- D. Exhibit D

**Correct Answer:** A

**Section:** (none)

**Explanation**

**Explanation/Reference:**

Explanation:

#### QUESTION 592

When you enable the MPLS Multi-VRF feature, which two supported routing protocols can be used to exchange routing information between PE routers and CE routers? (Choose two.)

"Pass Any Exam. Any Time." - [www.actualtests.com](http://www.actualtests.com) 552

- A. BGP
- B. RIP
- C. OSPF
- D. EIGRP
- E. IS-IS

**Correct Answer:** AB

**Section:** (none)

**Explanation**

**Explanation/Reference:**

Explanation:

**QUESTION 593**

DRAG DROP

Drag each routing protocol on the left to the matching statement on the right.

BGP	Has low resource usage and can be configured to send either unicast or multicast updates.
IS-IS	Has high resource usage and requires the administrator to modify routing behavior to limit the information that is sent to non-backbone levels.
OSPF	Has high resource usage and supports a proprietary Cisco option to perform primary route calculation.
RIPv2	Has high resource usage and uses TLV to incorporate features.

- A.
- B.
- C.

D.

**Correct Answer:**

**Section: (none)**

**Explanation**

**Explanation/Reference:**

BGP	RIPv2
IS-IS	OSPF
OSPF	BGP
RIPv2	IS-IS

Explanation:

"Pass Any Exam. Any Time." - [www.actualtests.com](http://www.actualtests.com) 553

RIPv2

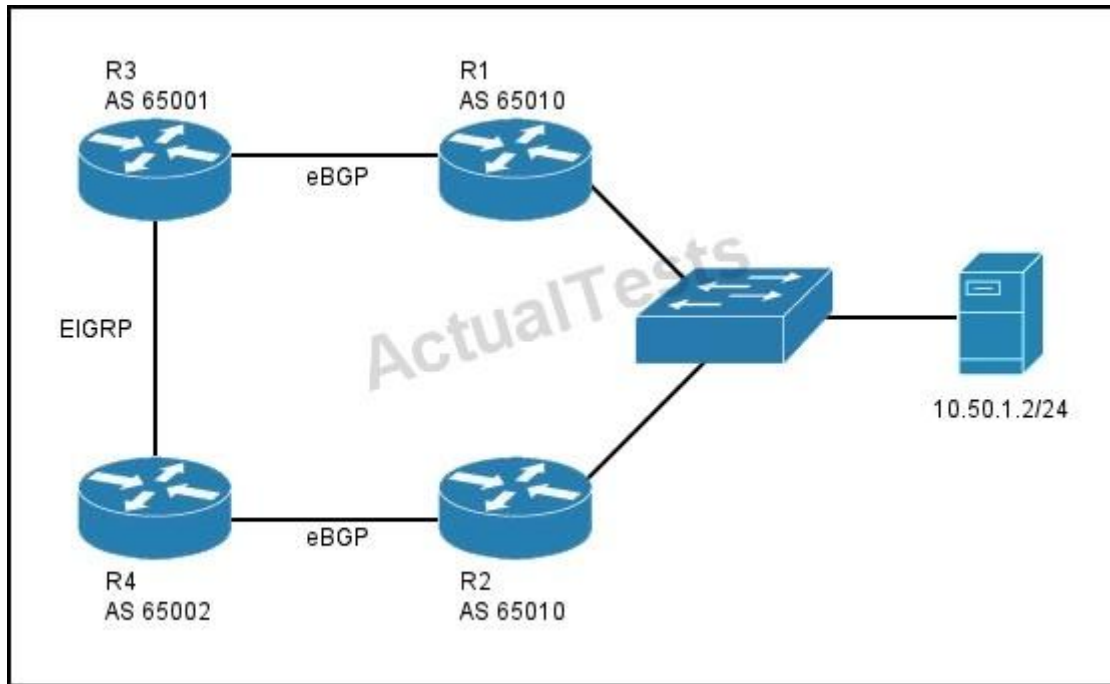
OSPF

BGP

IS-IS

**QUESTION 594**

Refer to the exhibit.



R1 and R2 both advertise 10.50.1.0/24 to R3 and R4 as shown. R1 is the primary path. Which

"Pass Any Exam. Any Time." - [www.actualtests.com](http://www.actualtests.com) 554  
path does traffic take from the R4 data center to the file server?

- A. All traffic travels from R4 to R2 to the file server.
- B. All traffic travels from R4 to R3 to R1 to the file server.
- C. Traffic is load-balanced from R4 to R2 and R3. Traffic that is directed to R3 then continues to R1 to the file server. Traffic that is directed to R2 continues to the file server.
- D. All traffic travels from R4 to R2 to R1 to the file server.

**Correct Answer:** A

**Section:** (none)

**Explanation**

**Explanation/Reference:**

Explanation:

**QUESTION 595**

Which two statements about path selection are true? (Choose two.)

- A. If there are multiple equal matches between OSPF processes, the path with the lowest OSPF PID is chosen.
- B. If the backdoor command is configured on a BGP network, the route is advertised with an AD of 20.
- C. If an OSPF E2 route has an AS of 90, that path is preferred over an OSPF IA route with an AD of 110.
- D. If there are multiple equal matches between the same protocols on an EIGRP network, the preferred path will be EIGRP with the highest AS.
- E. If IS-IS has multiple routes with the same prefix-length, it will prefer Level 1 routes over Level 2 routes.

**Correct Answer:** AE

**Section:** (none)

**Explanation**

**Explanation/Reference:**

Explanation:

**QUESTION 596**

Which two statements about BGP prefix-based outbound filtering are true? (Choose two.)

- A. It must be configured per address family.
- B. It can use prefix lists and route maps for filtering.
- C. It can be configured under the global BGP routing process.
- D. It can be configured for external peering sessions only.
- E. It can increase the processing load on the router.
- F. It supports IP multicast routes.

"Pass Any Exam. Any Time." - www.actualtests.com 555

**Correct Answer:** AD

**Section:** (none)

**Explanation**

**Explanation/Reference:**

Explanation:

**QUESTION 597**

Which statement about OSPF loop prevention is true?

- A. The discard route is generated automatically on the ABR to prevent routing loops.
- B. The ASBR uses type 3 LSAs from non-backbone areas to prevent control-plane routing loops.
- C. The ABR can filter type 3 LSPs to prevent routing loops.



D. The DN bit ignores LSA types 2, 3, and 5 to prevent routing loops.

**Correct Answer:** A

**Section:** (none)

**Explanation**

**Explanation/Reference:**

Explanation:

**QUESTION 598**

Which three options must be configured when deploying OSPFv3 for authentication? (Choose three.)

- A. security parameter index
- B. crypto map
- C. authentication method
- D. IPsec peer
- E. encryption algorithm
- F. encryption key
- G. IPsec transform-set
- H. authentication key

**Correct Answer:** ACH

**Section:** (none)

**Explanation**

**Explanation/Reference:**

Explanation:

**QUESTION 599**

Which two statements about redistribution are true? (Choose two.)

- A. When BGP traffic is redistributed into OSPF, the metric is set to 1 unless the metric is defined.
- B. When EIGRP routes on a CE are redistributed through a PE into BGP, the Cost Community "Pass Any Exam. Any Time." - www.actualtests.com 556 POI is set automatically.
- C. When OSPF traffic is redistributed into BGP, internal and external routes are redistributed.
- D. When BGP traffic is redistributed into OSPF, eBGP and iBGP routes are advertised.
- E. iBGP routes automatically redistribute into the IGP if the routes are in the routing table.
- F. When EIGRP traffic is redistributed into BGP, a default metric is required.

**Correct Answer:** AB

**Section:** (none)

**Explanation**

**Explanation/Reference:**

Explanation:

#### **QUESTION 600**

RIPv2 is enabled on a router interface. The "neighbor" command is also configured with a specific IP address. Which statement describes the effect of this configuration?

- A. RIP stops sending multicast packets on that interface.
- B. RIP starts sending only unicast packets on that interface.
- C. RIP starts ignoring multicast packets on that interface.
- D. RIP starts sending unicast packets to the specified neighbor, in addition to multicast packets.

**Correct Answer:** D

**Section:** (none)

**Explanation**

**Explanation/Reference:**

Explanation:

#### **QUESTION 601**

Which three types of address-family configurations are supported in EIGRP named mode? (Choose three.)

- A. address-family ipv4 unicast
- B. address-family vpnv4
- C. address-family ipv6 unicast
- D. address-family ipv6 multicast
- E. address-family vpnv6
- F. address-family ipv4 multicast

**Correct Answer:** ACF

**Section:** (none)

**Explanation**

**Explanation/Reference:**

Explanation:

**QUESTION 602**

Which three statements about EIGRP wide metrics are true? (Choose three.)

- A. The maximum metric is 65536.
- B. The default delay is 1,000,000 picoseconds.
- C. They allow up to 100 hops.
- D. They allow up to 256 hops.
- E. The default delay is 1,000,000 milliseconds.  
"Pass Any Exam. Any Time." - www.actualtests.com 559
- F. The maximum metric is 51200.

**Correct Answer:** ABC

**Section:** (none)

**Explanation**

**Explanation/Reference:**

Explanation:

**QUESTION 603**

An NSSA area has two ABRs connected to Area 0. Which statement is true?

- A. Both ABRs translate Type-7 LSAs to Type-5 LSAs.
- B. The ABR with the highest router ID translates Type-7 LSAs to Type-5 LSAs.
- C. Both ABRs forward Type-5 LSAs from the NSSA area to backbone area.
- D. No LSA translation is needed.

**Correct Answer:** B

**Section:** (none)

**Explanation**

**Explanation/Reference:**

Explanation:

**QUESTION 604**

Which two OSPF network types require the use of a DR and BDR? (Choose two.)

- A. non-broadcast networks
- B. point-to-point networks
- C. point-to-multipoint networks
- D. broadcast networks

E. point-to-multipoint non-broadcast networks

**Correct Answer:** AD

**Section:** (none)

**Explanation**

**Explanation/Reference:**

Explanation:

#### **QUESTION 605**

When the BGP additional-paths feature is used, what allows a BGP speaker to differentiate between the different available paths?

- A. The remote BGP peer prepends its own next-hop address to the prefix.
- B. A unique path identifier is encoded into a dedicated field to the NLRI.
- C. A route distinguisher is appended to the prefix by the receiving BGP speaker.
- D. The additional path information is encoded in an extended community.

**Correct Answer:** B

**Section:** (none)

**Explanation**

**Explanation/Reference:**

Explanation:

#### **QUESTION 606**

Which option is the origin code when a route is redistributed into BGP?

- A. IGP
- B. EGP
- C. external
- D. incomplete
- E. unknown

**Correct Answer:** D

**Section:** (none)

**Explanation**

**Explanation/Reference:**

Explanation:

**QUESTION 607**

Which two BGP attributes are optional, non-transitive attributes? (Choose two.)

"Pass Any Exam. Any Time." - [www.actualtests.com](http://www.actualtests.com) 563

- A. AS path
- B. local preference
- C. MED
- D. weight
- E. cluster list

**Correct Answer:** CE

**Section:** (none)

**Explanation**

**Explanation/Reference:**

Explanation:

**QUESTION 608**

Which two BGP attributes are optional, non-transitive attributes? (Choose two.)

- A. AS path
- B. local preference
- C. MED
- D. weight
- E. cluster list

**Correct Answer:** CE

**Section:** (none)

**Explanation**

**Explanation/Reference:**

Explanation:

**QUESTION 609**

Which two statements about IBGP multipath are true? (Choose two.)

- A. The IGP metric of the BGP next hop can be different from the best-path IGP metric if you configure the router for unequal-cost IBGP multipath.
- B. The IGP metric of the BGP next hop must be the same as the best-path IGP metric.
- C. The equivalent next-hop-self is performed on the best path from among the IBGP multipaths before it is forwarded to external peers.

- D. The path should be learned from an external neighbor.
- E. The router BGP process must learn the path from a confederation-external or external neighbor.
- F. The router BGP process must learn the path from an internal neighbor.

**Correct Answer:** AF

**Section:** (none)

**Explanation**

**Explanation/Reference:**

Explanation:

"Pass Any Exam. Any Time." - www.actualtests.com 564

#### QUESTION 610

DRAG DROP

Drag each show command on the left to the description of its output on a PE router on the right.

show ip bgp vpn all	Lists a VRF's VPN prefixes.
show ip bgp vpn all summary	Lists a VRF's MPBGP and CE peers.
show ip bgp vpn vrf <vrf_id>	Lists the VPN prefixes that the router advertises and receives.
show ip bgp vpn vrf <vrf_id> labels	Lists the labels for a VRF's VPN prefixes.
show ip bgp vpn vrf <vrf_id> summary	Lists the router's MPBGP and CE peers.

- A.
- B.
- C.

D.

**Correct Answer:**

**Section: (none)**

**Explanation**

**Explanation/Reference:**

show ip bgp vpn all

show ip bgp vpn vrf <vrf\_id>

show ip bgp vpn all summary

show ip bgp vpn vrf <vrf\_id> summary

show ip bgp vpn vrf <vrf\_id>

show ip bgp vpn all

show ip bgp vpn vrf <vrf\_id> labels

show ip bgp vpn vrf <vrf\_id> labels

show ip bgp vpn vrf <vrf\_id> summary

show ip bgp vpn all summary

Explanation:

```
show ip bgp vpn vrf <vrf_id>
```

```
show ip bgp vpn vrf <vrf_id> summary
```

```
show ip bgp vpn all
```

```
show ip bgp vpn vrf <vrf_id> labels
```

```
show ip bgp vpn all summary
```

"Pass Any Exam. Any Time." - [www.actualtests.com](http://www.actualtests.com) 565

#### QUESTION 611

Refer to the exhibit.

```
%TCP-6-BADAUTH: Invalid MD5 digest from 172.16.129.4(179) to 172.16.129.7(43766) tableid - 0
BGP: tbl IPv4 Unicast:base Service reset requests
BGP: tbl IPv4 MDT:base Service reset requests
BGP: tbl VPNv4 Unicast:base Service reset requests
BGP: tbl IPv4 Multicast:base Service reset requests
```

Which three statements about the device with this configuration are true? (Choose three.)

- A. Multiple AFI's are configured on the device.
- B. The authentication on 172.16.129.7 is configured incorrectly.
- C. The device is configured to support MPLS VPNs.
- D. This device is configured with a single AFI.
- E. The authentication on 172.16.129.4 is configured incorrectly.
- F. The device is configured to support L2VPNs.



**Correct Answer:** ABC

**Section:** (none)

**Explanation**

**Explanation/Reference:**

Explanation:

**QUESTION 612**

Which two attributes were introduced with the Cisco IOS BGP 4-byte ASN feature? (Choose two.)

- A. AS4\_AGGREGATOR
- B. AS4\_PATH
- C. AS4\_PLAIN
- D. AS4\_DOT
- E. AS4\_TRANS

**Correct Answer:** AB

**Section:** (none)

**Explanation**

**Explanation/Reference:**

Explanation:

"Pass Any Exam. Any Time." - www.actualtests.com 566

**QUESTION 613**

Which three statements about the default behaviour of eBGP sessions are true? (Choose three.)

- A. eBGP sessions between sub-ASs in different confederations transmit the next hop unchanged.
- B. The next hop in an eBGP peering is the IP address of the neighbor that announced the route.
- C. When a route reflector reflects a route to a client, it transmits the next hop unchanged.
- D. The next hop in an eBGP peering is the loopback address of the interface that originated the route.
- E. The next hop in an eBGP peering is the loopback address of the neighbor that announced the route.
- F. When a route reflector reflects a route to a client, it changes the next hop to its own address.

**Correct Answer:** ABC

**Section:** (none)

**Explanation**

**Explanation/Reference:**

Explanation:

**QUESTION 614****DRAG DROP**

Drag each IS-IS command on the left to its effect on the right.

isis csnp-interval	Sets the delay between successive LSP transmissions.
isis lsp-interval	Enables graceful restart.
isis retransmit-throttle interval	Sets the delay between point-to-point LSP transmissions.
isis three-way-handshake ietf	Configures point-to-point adjacencies.
nsf cisco	Maintains database synchronization.
nsf ietf	Enables nonstop routing.

- A.
- B.
- C.
- D.

**Correct Answer:**

**Section: (none)**

**Explanation**

**Explanation/Reference:**

"Pass Any Exam. Any Time." - www.actualtests.com 567

isis csnp-interval

isis lsp-interval

isis lsp-interval

nsf ietf

isis retransmit-throttle interval

isis retransmit-throttle interval

isis three-way-handshake ietf

isis three-way-handshake ietf

nsf cisco

isis csnp-interval

nsf ietf

nsf cisco

Explanation:

isis lsp-interval

nsf ietf

isis retransmit-throttle interval

isis three-way-handshake ietf

isis csnp-interval

nsf cisco

**QUESTION 615**

Which two values must be identical to allow IS-IS devices to become neighbors? (Choose two.)

"Pass Any Exam. Any Time." - [www.actualtests.com](http://www.actualtests.com) 568

- A. interface MTU
- B. authentication key
- C. IP MTU
- D. CLNS address
- E. NSEL
- F. area ID

**Correct Answer:** AB

**Section:** (none)

**Explanation**

**Explanation/Reference:**

Explanation:

**QUESTION 616**

Which two statements about IS-IS wide metrics are true? (Choose two.)

- A. The wide metric is a 24-bit field.
- B. The maximum link metric is 16777215.
- C. R3 and R4 periodically advertise PNSP messages to synchronize the IS-IS database.
- D. IS-IS devices that are enabled with wide metrics can become neighbors with a device that uses standard metrics.
- E. The maximum link metric is 4261412864.
- F. The maximum path metric is 16777215.

**Correct Answer:** AB

**Section:** (none)

**Explanation**

**Explanation/Reference:**

Explanation:

**QUESTION 617**

Which two options are requirements to implement 6VPE? (Choose two.)

- A. MPLS between PEs
- B. 6-in-4 tunnels between PEs
- C. MP-BGP VPNv6 exchange
- D. MP-BGP IPv6+label exchange
- E. Any Transport over MPLS
- F. IPv4/IPv6 dual-stack in core

**Correct Answer:** AC

**Section:** (none)

**Explanation**

**Explanation/Reference:**

Explanation:

"Pass Any Exam. Any Time." - [www.actualtests.com](http://www.actualtests.com) 569

**QUESTION 618**

Which three statements about DMVPN are true? (Choose three.)

- A. It facilitates zero-touch configuration for addition of new spokes.
- B. It supports dynamically addressed spokes using DHCP.
- C. It features automatic IPsec triggering for building an IPsec tunnel.
- D. It requires uses of IPsec to build the DMVPN cloud.
- E. Spokes can build tunnels to other spokes and exchange traffic directly.
- F. It supports server load balancing on the spokes.

**Correct Answer:** ACE

**Section:** (none)

**Explanation**

**Explanation/Reference:**

Explanation:

#### **QUESTION 619**

What is the function of an implicit-null label?

- A. It notifies the upstream LSR to remove the top label in the label stack and forward the packet.
- B. It notifies the upstream LSR to add a VPN label to the label stack.
- C. It is used to statically assign a label to an IGP route.
- D. It is used to identify the router ID.

**Correct Answer:** A

**Section:** (none)

**Explanation**

**Explanation/Reference:**

Explanation:

#### **QUESTION 620**

Which statement about a P router in a Layer 3 MPLS VPN is true?

- A. It is unaware of VPN routes.
- B. It connects to customer edge routers.
- C. It participates in MPLS VPN routing.
- D. It uses the running IGP to share VPN routes.

**Correct Answer:** A

**Section: (none)**

**Explanation**

**Explanation/Reference:**

Explanation:

"Pass Any Exam. Any Time." - [www.actualtests.com](http://www.actualtests.com) 570

**QUESTION 621**

Which statement about LISP encapsulation in an EIGRP OTP implementation is true?

- A. OTP uses LISP encapsulation for dynamic multipoint tunneling.
- B. OTP maintains the LISP control plane.
- C. OTP uses LISP encapsulation to obtain routes from neighbors.
- D. LISP learns the next hop.

**Correct Answer: A**

**Section: (none)**

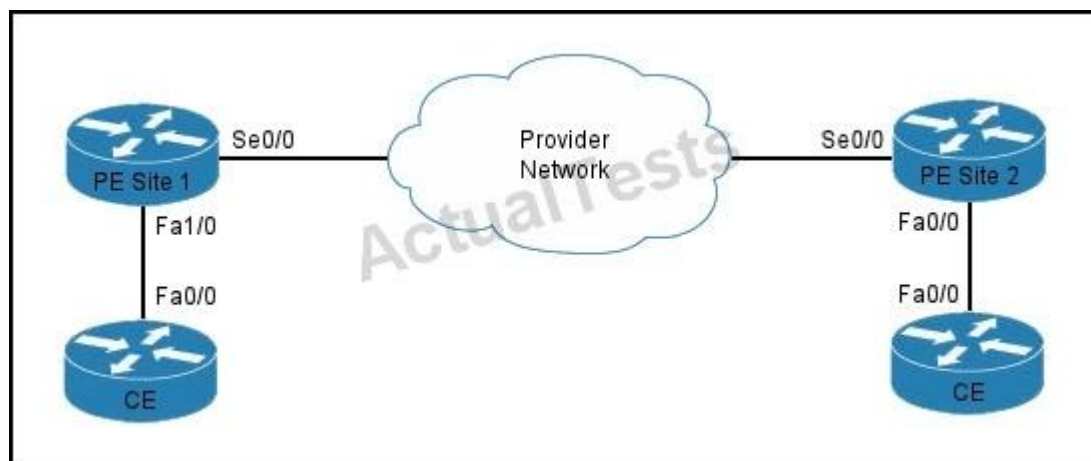
**Explanation**

**Explanation/Reference:**

Explanation:

**QUESTION 622**

Refer to the exhibit.



Your organization has two offices, Site 1 and Site 2, which are connected by a provider backbone, as shown. Where must you configure an attachment circuit to allow the two sites to connect over a Layer 2 network using L2TPv3?

- A. PE Site 1 Fa1/0 and PE Site 2 Fa0/0
- B. CE Site 1 Fa0/0 and CE Site 2 Fa0/0
- C. PE Site 1 Se0/0 and PE Site 2 Se0/0
- D. CE Site 1 Fa0/0 and PE Site 2 Se0/0

**Correct Answer:** A

**Section:** (none)

**Explanation**

**Explanation/Reference:**

Explanation:

"Pass Any Exam. Any Time." - www.actualtests.com 571

#### **QUESTION 623**

What are two benefits of Per-Tunnel QoS for DMVPN? (Choose two.)

- A. The administrator can configure criteria that, when matched, can automatically set up QoS for each spoke as it comes online.
- B. Traffic from each spoke to the hub can be regulated individually.
- C. When traffic exceeds a configurable threshold, the spokes can automatically set up QoS with the hub.
- D. The hub can send large packets to a spoke during allotted timeframes.
- E. The hub can be regulated to prevent overloading small spokes.

**Correct Answer:** AE

**Section:** (none)

**Explanation**

**Explanation/Reference:**

Explanation: